



**TRANSICOLD**

# **Container Refrigeration Unit**

**Models**

**69NT40-511**

**69NT40-521**

# **SERVICE PARTS LIST**

**T-268-07PL**

**\$3.00**



**TRANSICOLD**

# **SERVICE PARTS LIST CONTAINER REFRIGERATION UNIT**

**MODELS  
69NT40-511  
69NT40-521**



## TABLE OF CONTENTS

INTRODUCTION .....	iii
MODEL AND PRODUCT IDENTIFICATION (PID) NUMBERS .....	iii
ORDERING INSTRUCTIONS .....	iii
LETTER DESIGNATIONS .....	iii
MODEL CHART .....	iv
1. QUICK LIST - CLAMPS, FILTER-DRIER, FUSE, TY-RAPS, AND WIRE TERMINALS .....	1
2. REFRIGERATION UNIT ASSEMBLY .....	2
2.1 REFRIGERATION UNIT - FRONT .....	2
2.2 CONTROL BOX DOOR - OLD .....	4
2.3 CONTROL BOX DOOR - NEW .....	6
2.4 CONTROL BOX .....	8
2.5 CONTROL BOX - HIGH AND LOW VOLTAGE SHIELDS REMOVED (Units with Two Speed Compressor - <b>SEE MODEL CHART</b> ) ...	12
2.6 CONTROL BOX - HIGH AND LOW VOLTAGE SHIELDS REMOVED (Units with SINGLE Speed Compressor - <b>SEE MODEL CHART</b> )	14
2.7 CONTROL BOX - MODULE SECTION AND SOFTWARE CARDS .....	18
2.8 CONDENSER FAN MOTOR AND COIL SECTION .....	20
2.9 RECEIVER AND TUBING SECTION .....	22
2.10 WATER-COOLED CONDENSER AND TUBING SECTION .....	24
2.11 UPPER FRESH AIR MAKEUP AND ACCESS PANEL SECTION	26
2.12 LOWER FRESH AIR MAKEUP VENT .....	28
2.13 EVAPORATOR FAN ASSEMBLY AND TRANSFRESH OPTION	30
2.14 EVAPORATOR COIL SECTION - REAR PANELS REMOVED ..	32
2.15 USDA OPTION .....	34
2.16 EVAPORATOR COIL SECTION - REAR PANELS ATTACHED .	36
2.17 THERMOSTATIC EXPANSION VALVE - Alco .....	52
2.18 SUCTION SOLENOID VALVE - Alco .....	53
2.19 NITROGEN FEED .....	54
2.20 MODULATING SOLENOID VALVE .....	55
2.21 PARTLOW RECORDING THERMOMETER <b>(SEE MODEL CHART)</b> .....	56
2.22 SAGINOMIYA RECORDING THERMOMETER <b>(SEE MODEL CHART)</b> .....	58
2.23 PARTLOW RECORDING THERMOMETER <b>(SEE MODEL CHART)</b> .....	60
2.24 SAGINOMIYA RECORDING THERMOMETER <b>(SEE MODEL CHART)</b> .....	62
2.25 COMPRESSOR MOUNTING AND RELATED COMPONENTS ..	64
2.26 VOLTAGE OPTIONS .....	66
2.27 MODULAR AUTOTRANSFORMER OPTION .....	68
2.28 LABELS AND DECALS .....	70
3. INTERROGATOR AND ACCESSORIES .....	73
3.1 DATAREADER .....	73
3.2 PORTABLE/PERSONAL COMPUTERS .....	74
3.3 HUSKEY 16/80 COMPUTER .....	76
3.4 INTERROGATOR RECEPTACLE .....	78

## TABLE OF CONTENTS (CONTINUED)

4. COMPRESSOR - MOTOR ASSEMBLY .....	80
4.1 SERVICE REPLACEMENT COMPRESSOR (See Model Chart for Single or Two Speed Usage) .....	81
4.2 TERMINAL MOUNTING AND JUNCTION BOX GROUP .....	81
4.3 SERVICE VALVE GROUP .....	81
4.4 COMPRESSOR - MOTOR BODY GROUP .....	81
4.5 PUMP END GROUP .....	82
4.6 CRANKSHAFT, ROD AND PISTON GROUP .....	82
4.7 VALVE PLATE GROUP .....	83
4.8 GASKET SET .....	83
5. CONTROLLER/DATACORDER OPTIONS .....	84
5.1 CONTROLLER/DATACORDER CONFIGURATION .....	84
5.2 TOOLS .....	91
PART NUMBER INDEX .....	Index-1

## INTRODUCTION

This service parts list identifies service replacement parts for the Carrier Transicold container Models listed in the Model Chart.

## MODEL AND PRODUCT IDENTIFICATION (PID) NUMBERS

Beginning with early 1995 production, in addition to a model number, Carrier Transicold began using a parts identification (PID) number in the format of NT0000. In this manual, the PID number is shown in boldface to point out variations within models. Please include the PID number, in addition to the model number, when ordering and inquiring about your unit.

## ORDERING INSTRUCTIONS

All orders and inquiries for parts must include: Parts Identification Number (**PID**), Model Number, Unit Serial Number, Part Number, Description of part as shown on list and Quantity required. Address all correspondence for parts to the following address:

CARRIER TRANSICOLD DIVISION  
Replacement Components Group, TR-20  
P.O. Box 4805, Syracuse, New York 13221  
or  
FAX to: (315) 432-3778

## LETTER DESIGNATIONS

The following letter designations are used to classify parts throughout this list:

A/R	<i>As Required.</i>
N/A	<i>Not Available.</i>
NLO	<i>No Longer Offered.</i>
NS	<i>Not Shown in the illustration.</i>
NSA	<i>Non-Stock Assembly</i> - order components listed under the assembly.
NSI	<i>Non-Stock Item</i> - may be available on special order.
NSS	<i>Not Sold Separately</i> - order next higher assembly or kit.
PID	<i>Parts Identification Number</i> - essential to identify unit configuration.
PL	<i>Purchase Locally.</i>
SST	<i>Stainless Steel</i> - 300 Series unless otherwise specified.
SV	<i>Suffix SV</i> - added to part number designates service replacement part.

**Model Chart**

MODEL	PID	USDA Cold Treatment	Transformer	Two-Speed Compressor	Water-Cooled Condenser	Condenser Coil		Suction & Discharge Pressure Option	Humidity Sensor	TransFresh	Communications Interface Module (CI)	Partlow Temperature Recorder	Saginomiya Temperature Recorder
						2 Row	4 Row						
69NT40-511-1	NT0001	X	P	X	P	X	-	-	X	-	X	C	-
	NT0062	X	P	X	P	X	-	-	X	-	X	C	-
69NT40-511-2	NT0002	X	P	X	X	X	-	-	X	-	X	C	-
	NT0017	X	P	X	X	X	-	-	X	-	X	C	-
69NT40-511-3	NT0007	P	P	-	-	X	-	-	X	-	-	C	-
69NT40-511-4	NT0037	P	X	-	P	X	-	-	P	-	-	C	-
69NT40-511-5	NT0011	P	X	-	P	X	-	-	P	-	-	C	-
	NT0038	P	X	-	P	X	-	-	P	-	-	C	-
	NT0099	P	X	-	P	X	-	-	P	-	-	C	-
69NT40-511-6	NT0013	P	P	-	-	X	-	-	X	-	-	-	-
69NT40-511-7	NT0014	X	P	-	-	X	-	-	X	-	-	-	-
69NT40-511-8	NT0005	P	X	-	P	X	-	-	P	-	-	C	-
	NT0037	P	X	-	P	X	-	-	P	-	-	C	-
	NT0094	P	X	-	P	X	-	-	P	-	-	C	-
69NT40-511-9	NT0064	P	P	-	P	X	-	-	P	-	-	C	-
	NT0089	P	P	-	P	X	-	-	P	-	-	C	-
	NT0152	P	P	-	P	X	-	-	P	-	-	C	-
69NT40-511-10	NT0024	P	X	-	P	X	-	-	P	X	-	C	-
	NT0027	P	X	-	P	X	-	-	P	X	-	C	-
	NT0040	P	X	-	P	X	-	-	P	X	-	C	-
	NT0041	P	X	-	P	X	-	-	P	X	-	C	-
	NT0104	P	X	-	P	X	-	-	P	X	P	C	-
	NT0112	P	X	-	P	X	-	-	P	X	P	C	-
	NT0173	P	X	-	P	X	-	-	P	X	-	C	-
NT0209	P	X	-	P	X	-	-	P	X	P	C	-	
69NT40-511-11	NT0008	P	X	-	-	-	X	A	X	-	P	C	-
69NT40-511-12	NT0076	P	P	-	P	X	-	-	P	X	-	P	-
	NT0082	P	P	-	P	X	-	-	P	X	-	P	-
69NT40-511-13	NT0015	X	-	-	-	-	X	A	X	-	X	-	-
	NT0022	X	-	-	-	-	X	A	X	-	X	-	-
69NT40-511-14	NT0018	X	-	-	-	-	X	A	X	-	X	-	-
69NT40-511-15	NT0029	P	X	-	X	X	-	-	P	-	-	C	-
	NT0044	P	X	-	X	X	-	-	P	-	-	C	-
69NT40-511-16	NT0028	P	P	-	P	X	-	-	P	-	-	C	-
	NT0054	P	P	-	P	X	-	-	P	-	P	C	-
	NT0070	P	P	-	P	X	-	-	P	-	P	C	-
	NT0083	P	P	-	P	X	-	-	P	-	P	C	-
69NT40-511-17	NT0043	X	P	X	P	X	-	-	P	-	-	C	-
69NT40-511-18	NT0035	P	X	-	P	X	-	A	P	-	X	C	-
69NT40-511-19	NT0037	P	X	-	P	X	-	-	P	-	-	C	-
69NT40-511-21	NT0055	P	X	-	P	X	-	-	P	X	-	C	-
69NT40-511-22	NT0046	P	X	-	P	-	X	A	P	-	-	C	-
	NT0121	P	X	-	P	-	X	A	P	-	-	C	-
	NT0139	P	X	-	P	-	X	A	P	-	-	C	-
	NT0252	P	X	-	P	-	X	A	P	-	-	C	-
69NT40-511-23	NT0050	P	X	-	P	X	-	-	P	-	P	C	-
	NT0069	P	X	-	P	X	-	-	P	-	P	C	-
69NT40-511-24	NT0051	P	P	-	P	X	-	-	P	-	P	P	-
69NT40-511-25	NT0053	P	P	-	P	X	-	-	P	-	-	C	-
69NT40-511-26	NT0047	P	P	X	P	X	-	-	P	P	P	P	-
	NT0175	P	P	X	P	X	-	-	P	P	P	P	-

Model	PID	USDA Cold Treatment	Transformer	Two-Speed Compressor	Water-Cooled Condenser	Condenser Coil		Suction & Discharge Pressure Option	Humidity Sensor	TransFRESH	Communications Interface Module (C)	Partlow Temperature Recorder	Saginomiya Temperature Recorder
						2 Row	4 Row						
69NT40-511-27	NT0056	X	X	-	P	-	X	-	P	-	P	C	-
69NT40-511-28	NT0057	P	P	-	P	X	-	-	P	X	-	C	-
	NT0132	P	P	-	P	X	-	-	P	X	P	C	-
69NT40-511-29	NT0059	P	P	-	X	X	-	-	X	-	-	C	-
	NT0219	P	P	-	X	X	-	-	X	-	-	C	-
	NT0343	P	P	-	X	X	-	-	X	-	P	E	-
69NT40-511-30	NT0060	X	-	X	-	-	X	A	X	-	X	-	-
69NT40-511-31	NT0061	P	X	-	P	X	-	-	X	-	-	C	-
69NT40-511-32	NT0067	P	X	-	P	X	-	-	P	-	P	P	-
	NT0097	P	X	-	P	X	-	-	P	-	P	P	-
69NT40-511-33	NT0068	P	X	-	P	X	-	-	P	X	P	-	-
	NT0239	P	X	-	P	X	-	-	P	X	P	P	-
69NT40-511-34	NT0065	P	P	-	P	X	-	B	P	-	-	C	-
69NT40-511-35	NT0071	X	P	-	P	-	X	-	P	-	P	C	-
69NT40-511-36	NT0072	X	-	-	-	-	X	A	X	-	X	-	-
69NT40-511-37	NT0073	X	-	-	P	X	-	B	X	X	-	C	-
69NT40-511-38	NT0074	X	-	-	-	-	X	A	X	-	X	-	-
	NT0135	X	-	-	-	-	X	A	X	-	X	-	-
	NT0208	X	-	-	-	-	X	A	X	-	X	-	-
	NT0246	X	-	-	-	-	X	A	X	-	X	-	-
	NT0253	X	-	-	-	-	X	A	X	-	X	-	-
	NT0267	X	-	-	-	-	X	A	X	-	X	-	-
NT0307	X	-	-	-	-	X	A	X	-	X	-	-	
69NT40-511-39	NT0078	X	P	-	X	X	-	-	X	-	X	C	-
	NT0084	X	P	-	X	X	-	-	X	-	X	C	-
	NT0095	X	P	-	X	X	-	-	X	-	X	C	-
69NT40-511-40	NT0079	X	P	-	P	X	-	-	X	-	X	C	-
	NT0085	X	P	-	P	X	-	-	X	-	X	C	-
	NT0096	X	P	-	P	X	-	-	X	-	X	C	-
69NT40-511-41	NT0080	P	P	-	P	X	-	-	P	-	P	-	-
	NT0090	P	P	-	P	X	-	-	P	-	P	-	-
69NT40-511-42	NT0088	P	P	-	P	X	-	-	P	-	-	P	-
69NT40-511-43	NT0081	P	P	-	P	X	-	-	P	X	-	-	-
69NT40-511-44	NT0091	X	X	-	-	-	X	A	X	-	P	C	-
	NT0102	P	X	-	-	-	X	A	X	-	P	C	-
	NT0137	P	X	-	-	-	X	A	X	-	P	C	-
	NT0185	P	X	-	-	-	X	A	X	-	P	C	-
	NT0213	P	X	-	-	-	X	A	X	-	P	-	D
	NT0244	P	X	-	-	-	X	A	X	-	P	-	D
NT0266	P	X	-	-	-	X	A	X	-	P	-	F	
69NT40-511-45	NT0092	P	P	-	P	X	-	-	P	X	-	P	-
69NT40-511-46	NT0110	P	X	-	P	-	X	-	P	-	P	C	-
69NT40-511-47	NT0098	P	X	-	X	X	-	B	P	-	P	-	D
	NT0124	P	X	-	X	X	-	B	P	-	P	-	D
	NT0146	P	X	-	X	X	-	B	P	-	P	-	D
	NT0186	P	X	-	X	X	-	B	P	-	P	-	D
69NT40-511-48	NT0101	P	P	-	P	-	X	-	P	-	P	C	-

Model	PID	USDA Cold Treatment	Transformer	Two-Speed Compressor	Water-Cooled Condenser	Condenser Coil		Suction & Discharge Pressure Option	Humidity Sensor	TransFRESH	Communications Interface Module (C)	Partlow Temperature Recorder	Saginomiya Temperature Recorder
						2 Row	4 Row						
69NT40-511-49	NT0103	P	P	-	P	X	-	-	P	-	P	C	-
	NT0134	P	P	-	P	X	-	-	P	-	P	C	-
	NT0184	P	P	-	P	X	-	-	P	-	P	C	-
	NT0216	P	P	-	P	X	-	-	P	-	P	C	-
	NT0268	P	P	-	P	X	-	-	P	-	P	C	-
	NT0282	P	P	-	P	X	-	-	P	-	P	C	-
	NT0283	P	P	-	P	X	-	-	P	-	P	C	-
	NT0303	P	P	-	P	X	-	-	P	-	P	C	-
	NT0308	P	P	-	P	X	-	-	P	-	P	C	-
	NT0341	P	P	-	P	X	-	-	P	-	P	C	-
NT0345	P	P	-	P	-	X	-	P	-	P	C	-	
69NT40-511-50	NT0106	X	X	-	P	X	-	-	X	-	X	-	D
	NT0178	X	X	-	P	X	-	-	X	-	X	-	D
69NT40-511-51	NT0107	X	X	-	P	-	X	A	P	-	-	C	-
	NT0207	X	X	-	P	-	X	-	P	-	-	C	-
	NT0417	X	P	-	P	-	X	-	P	-	P	-	-
69NT40-511-52	NT0109	P	X	-	P	X	-	-	P	-	P	C	-
	NT0111	P	X	-	P	X	-	-	P	-	P	C	-
	NT0133	P	X	-	P	X	-	-	P	-	P	C	-
	NT0162	P	X	-	P	X	-	-	P	-	P	C	-
	NT0225	P	X	-	P	X	-	-	P	-	P	C	-
69NT40-511-53	NT0113	P	P	-	P	X	-	-	P	X	P	-	-
69NT40-511-54	NT0118	P	P	-	P	X	-	-	P	-	P	C	-
	NT0136	P	P	-	P	X	-	-	P	-	P	C	-
	NT0215	P	P	-	P	X	-	-	P	-	P	C	-
69NT40-511-55	NT0120	P	-	-	-	-	X	-	P	-	-	C	-
	NT0188	P	-	-	-	-	X	-	P	-	-	C	-
69NT40-511-56	NT0242	P	P	-	P	-	X	-	P	X	P	C	-
69NT40-511-57	NT0156	P	X	-	P	X	-	-	P	-	P	C	-
69NT40-511-58	NT0105	P	X	-	P	X	-	-	P	-	P	C	-
	NT0122	P	X	-	P	X	-	-	P	-	P	C	-
	NT0138	P	X	-	P	X	-	-	P	-	P	C	-
	NT0141	P	X	-	P	X	-	-	P	-	P	C	-
	NT0160	P	X	-	P	X	-	-	P	-	P	C	-
	NT0161	P	X	-	P	X	-	-	P	-	P	C	-
	NT0189	P	X	-	P	X	-	-	P	-	P	C	-
	NT0240	P	X	-	P	X	-	-	P	-	P	C	-
	NT0269	P	X	-	P	X	-	-	P	-	P	C	-
	NT0309	P	X	-	P	X	-	-	P	-	P	C	-
	NT0340	P	X	-	P	X	-	-	P	X	P	C	-
	NT0386	P	X	-	P	X	-	-	P	X	P	C	-
	NT0418	P	X	-	P	X	-	-	P	-	P	C	-
	NT0428	P	X	-	P	X	-	-	P	-	P	C	-
69NT40-511-59	NT0167	P	P	-	P	X	-	-	P	-	P	C	-
	NT0174	P	P	-	P	X	-	-	P	-	P	C	-
	NT0211	P	P	-	P	X	-	-	P	-	P	C	-
	NT0272	P	P	-	P	X	-	-	P	-	P	C	-
	NT0312	P	P	-	P	X	-	-	P	-	P	C	-
69NT40-511-60	NT0125	X	X	-	P	-	X	A	P	-	-	C	-
	NT0153	X	X	-	P	-	X	A	P	-	-	C	-
69NT40-511-61	NT0126	X	X	-	P	X	-	A	P	-	-	C	-
	NT0154	X	X	-	P	X	-	A	P	-	-	C	-
69NT40-511-62	NT0127	P	P	-	P	X	-	-	P	-	X	C	-
69NT40-511-63	NT0140	X	-	-	P	-	X	-	X	X	X	-	-
	NT0192	X	-	-	P	-	X	-	X	X	X	-	-
69NT40-511-64	NT0131	P	X	-	-	-	X	A	X	X	P	C	-



Model	PID	USDA Cold Treatment	Transformer	Two-Speed Compressor	Water-Cooled Condenser	Condenser Coil		Suction & Discharge Pressure Option	Humidity Sensor	TransFRESH	Communications Interface Module (C)	Partlow Temperature Recorder	Saginomiya Temperature Recorder
						2 Row	4 Row						
69NT40-511-65	NT0119	P	X	-	X	X	-	-	P	-	P	C	-
69NT40-511-66	NT0129 NT0147	P P	X X	- -	X X	X X	- -	- -	P P	- -	P P	C C	- -
69NT40-511-67	NT0143	P	P	-	P	X	-	-	P	-	-	P	-
69NT40-511-69	NT0177	P	P	-	P	X	-	-	P	-	P	P	-
69NT40-511-70	NT0241 NT0271 NT0311 NT0353	P P P P	X X X X	- - - -	P P P P	- - - -	X X X X	- - - -	X X X X	X X X X	P P P P	C E E E	- - - -
69NT40-511-71	NT0166 NT0235	P P	X X	- -	P P	X X	- -	- -	P P	X X	P P	C C	- -
69NT40-511-72	NT0157 NT0200	P P	X X	- -	P -	X X	- -	- -	P X	X -	P P	C C	- -
69NT40-511-73	NT0158	P	P	-	P	-	X	-	P	-	P	C	-
69NT40-511-74	NT0159 NT0223	P P	P P	- -	P P	X X	- -	- -	P P	- -	P P	C C	- -
69NT40-511-75	NT0163	X	P	-	P	-	X	A	X	-	P	C	-
69NT40-511-76	NT0169	P	X	X	P	X	-	B	P	-	P	-	D
69NT40-511-77	NT0176	P	X	-	P	X	-	B	P	-	P	C	-
69NT40-511-78	NT0182	P	X	-	P	X	-	-	X	-	P	C	-
69NT40-511-79	NT0190	-	X	-	P	X	-	B	P	-	-	-	D
69NT40-511-80	NT0165	P	P	-	P	X	-	-	P	-	P	P	-
69NT40-511-81	NT0151 NT0168 NT0180 NT0236 NT0258	P P P P P	X X X X X	- - - - -	P P P P P	X X X X X	- - - - -	- - - - -	P P P P P	- - - - -	P P P P P	C C C C C	- - - - -
69NT40-511-82	NT0187 NT0198 NT0199	P P P	X X X	- - -	P P P	X X X	- - -	A A A	P P X	X X X	P P P	C C C	- - -
69NT40-511-83	NT0210	P	P	-	P	-	X	-	X	-	P	C	-
69NT40-511-84	NT0191 NT0201 NT0334	- - -	- - -	- - -	X X X	- - -	X X X	- - -	P P P	- - -	P P P	P - -	- - -
69NT40-511-85	NT0183 NT0226 NT0280 NT0317	X X X X	- - - -	- - - -	X X X X	- - - -	X X X X	A A A A	P X X X	- - - -	X X X X	- - - -	- - - -
69NT40-511-87	NT0214	P	P	-	P	X	-	B	P	X	P	-	D
69NT40-511-89	NT0212 NT0243	X X	P P	- -	P P	X X	- -	- -	P X	- -	P P	P -	- -
69NT40-511-90	NT0222	P	P	-	P	X	-	-	P	-	P	C	-
69NT40-511-91	NT0202 NT0238 NT0278 NT0318	- - - -	- - - -	- - - -	P P P X	- - - -	X X X X	- - - -	P P P P	- - - -	P P P P	- - - -	- - - -
69NT40-511-92	NT0218	P	X	-	-	-	X	A	X	X	P	-	D
69NT40-511-93	NT0197	X	-	-	P	-	X	-	X	X	X	-	-
69NT40-511-94	NT0204 NT0262 NT0265	X X X	- - -	- - -	P P P	- - -	X X X	- - -	X X X	X - -	X X X	- - -	- - -

Model	PID	USDA Cold Treatment	Transformer	Two-Speed Compressor	Water-Cooled Condenser	Condenser Coil		Suction & Discharge Pressure Option	Humidity Sensor	TransFRESH	Communications Interface Module (C)	Partlow Temperature Recorder	Saginomiya Temperature Recorder
						2 Row	4 Row						
69NT40-511-95	NT0220	P	P	-	P	-	X	-	P	-	P	P	-
	NT0322	P	P	-	P	-	X	-	P	-	P	P	-
	NT0344	P	P	-	P	-	X	-	P	-	P	P	-
	NT0365	P	P	-	P	-	X	-	P	-	X	P	-
69NT40-511-96	NT0224	P	X	-	P	-	X	B	P	-	-	-	D
69NT40-511-97	NT0228	P	P	-	P	-	X	-	P	-	P	C	-
	NT0285	P	P	-	P	-	X	-	P	-	P	E	-
	NT0322	P	P	-	P	-	X	-	P	-	P	E	-
69NT40-511-98	NT0297	P	X	-	P	X	-	-	X	-	P	-	F
69NT40-511-99	NT0245	X	P	-	P	X	-	-	X	-	X	-	D
69NT40-511-100	NT0247	P	X	-	P	-	X	-	X	-	P	C	-
69NT40-511-101	NT0250	-	X	-	P	X	-	B	P	-	-	-	D
	NT0298	-	X	-	P	X	-	B	P	-	-	-	F
	NT0333	-	X	-	P	X	-	B	P	-	-	-	F
69NT40-511-102	NT0251	P	P	-	P	X	-	-	P	-	P	P	-
	NT0254	P	P	-	P	X	-	-	P	-	P	P	-
69NT40-511-103	NT0259	P	P	-	P	-	X	-	X	X	P	P	-
69NT40-511-104	NT0260	P	X	-	P	X	-	-	X	-	-	C	-
69NT40-511-105	NT0274	X	X	-	P	-	X	A	P	-	-	E	-
69NT40-511-106	NT0263	X	P	-	P	X	-	-	X	-	P	C	-
	NT0414	X	P	-	P	-	X	-	X	-	P	E	-
	NT0415	X	P	-	P	-	X	-	X	X	P	E	-
69NT40-511-107	NT0275	P	X	-	P	-	X	A	X	X	P	C	-
	NT0277	P	X	-	P	-	X	A	X	X	P	E	-
	NT0315	P	X	-	P	-	X	A	X	X	P	E	-
	NT0354	P	X	-	P	-	X	A	X	X	P	E	-
	NT0381	P	X	-	P	-	X	X	X	X	P	E	-
	NT0385	P	X	-	P	-	X	X	X	X	P	E	-
69NT40-511-108	NT0264	P	P	-	P	-	X	-	X	X	P	C	-
69NT40-511-109	NT0284	P	X	-	P	-	X	-	X	X	P	E	-
69NT40-511-110	NT0288	X	X	-	P	-	X	-	X	X	P	E	-
	NT0296	X	X	-	P	-	X	-	X	X	P	-	F
	NT0347	X	P	-	P	-	X	-	X	X	P	E	-
	NT0349	X	X	-	P	-	X	-	X	X	P	E	-
69NT40-511-111	NT0286	X	X	-	X	-	X	-	X	X	P	E	-
	NT0295	X	X	-	X	-	X	-	X	X	P	-	F
	NT0429	X	P	-	X	-	X	-	X	-	P	E	-
69NT40-511-112	NT0289	P	P	-	P	X	-	-	P	-	-	E	-
	NT0325	P	P	-	P	X	-	-	P	-	-	-	F
69NT40-511-113	NT0294	P	X	-	X	-	X	-	X	X	P	E	-
69NT40-511-114	NT0290	P	P	-	P	-	X	-	X	X	P	E	-
	NT0326	P	P	-	P	-	X	-	X	X	P	E	-
	NT0335	P	-	-	-	-	X	-	X	-	P	C	-
	NT0336	P	-	-	-	-	X	-	X	-	X	C	-
	NT0358	P	P	-	P	-	X	-	X	X	P	E	-
69NT40-511-115	NT0299	P	X	-	P	-	X	A	X	-	P	E	-
	NT0300	P	X	-	P	-	X	-	X	-	P	E	-
69NT40-511-116	NT0302	X	P	-	P	X	-	-	P	-	P	-	-

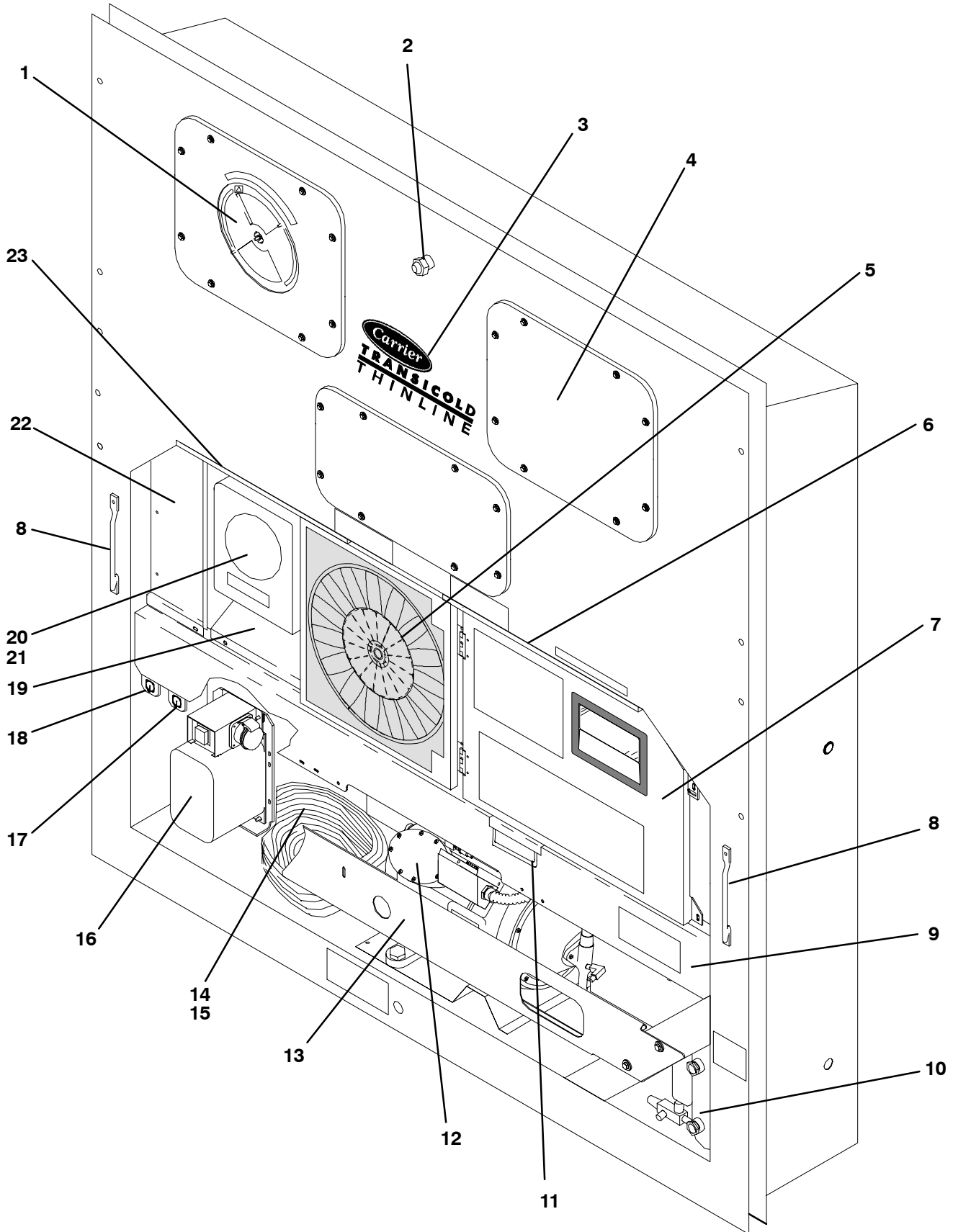
Model	PID	USDA Cold Treatment	Transformer	Two-Speed Compressor	Water-Cooled Condenser	Condenser Coil		Suction & Discharge Pressure Option	Humidity Sensor	TransFRESH	Communications Interface Module (C)	Partlow Temperature Recorder	Saginomiya Temperature Recorder
						2 Row	4 Row						
69NT40-511-117	NT0348	X	P	-	P	-	X	-	X	-	P	E	-
69NT40-511-118	NT0387	P	P	-	P	-	X	-	P	-	P	E	-
	NT0388	P	P	-	P	-	X	-	P	-	P	E	-
69NT40-511-119	NT0389	P	X	-	P	-	X	-	P	-	P	E	-
69NT40-511-120	NT0410	-	P	-	P	X	-	-	X	-	-	-	-
69NT40-521-10	NT0108	X	X	-	P	X	-	-	X	-	X	-	D

- A - Factory Installed Pressure Gauges
- B - Factory Installed Pressure Transducers
- C - Partlow Recording Thermometer - See Section NO TAG
- D - Saginomiya Recording Thermometer - See Section NO TAG
- E - Partlow Recording Thermometer - See Section NO TAG
- F - Saginomiya Recording Thermometer - See Section NO TAG
- P - Provision
- X - Features that apply to model.

PART NO.	DESCRIPTION
<b>1. QUICK LIST - CLAMPS, FILTER-DRIER, FUSE, TY-RAPS, AND WIRE TERMINALS</b>	
34-00373-51	Clamp, Tube, 1/4 - SST
34-00373-53	Clamp, Tube, 3/8 - SST
34-00373-05	Clamp, Tube, 1/2 - SST
34-00373-07	Clamp, Tube, 5/8 - SST
34-00373-59	Clamp, Tube, 3/4 - SST
34-00373-11	Clamp, Tube, 7/8 - SST
34-00373-65	Clamp, Tube, 1-1/8 - SST
34-00373-67	Clamp, Tube, 1-1/4 - SST
34-00373-69	Clamp, Tube, 1-3/8 - SST
34-00373-71	Clamp, Tube, 1-1/2 - SST
22-00066-01	Connector, Butt End, Wire Range - 22 to 16 AWG
22-00066-02	Connector, Butt End, Wire Range - 16 to 14 AWG
22-00066-03	Connector, Butt End, Wire Range - 12 to 10 AWG
22-00041-00	Connector, Closed End, Wire Range - 22 to 14 AWG
22-00041-02	Connector, Closed End, Wire Range - 18 to 10 AWG
66U1-7472-1	Filter-Drier
22-02336-02	Fuse, 5 Amp (F1 & F2)
22-02336-04	Fuse, 10 Amp
22-02336-06	Fuse, 15 Amp (F3)
22-01140-01	Ring Terminal, #6, Wire Range - 12 to 10 AWG
22-01140-02	Ring Terminal, #10, Wire Range - 12 to 10 AWG
22-01140-04	Ring Terminal, 3/8, Wire Range - 12 to 10 AWG
22-00119-04	Ring Terminal, 1/4, Wire Range - 12 to 10 AWG
22-00120-04	Ring Terminal, #10, Wire Range - 16 to 14 AWG
22-00120-07	Ring Terminal, 5/16, Wire Range - 16 to 14 AWG
22-00121-07	Ring Terminal, #10, Wire Range - 22 to 16 AWG
22-01139-04	Ring Terminal, 3/8, Wire Range - 16 to 14 AWG
22-01141-01	Spade Terminal, 1/4 x 5/16, Wire Range - 16 to 14 AWG
22-00595-01	Spade Terminal, 3/8, Wire Range - 12 to 10 AWG
22-01106-00	Spiral Wrap, 1/4 Diameter x 25 ft. lg.
22-01107-00	Spiral Wrap, 1/2 Diameter x 25 ft. lg.
66U1-3803	Tube, Heat Shrink, 1/4 ID x 2-1/8 lg.
66U1-3803-1	Tube, Heat Shrink, 1/2 ID x 2-3/4 lg.
44-01043-05	Ty-Raps, 5-1/2 inches lg.
44-01043-07	Ty-Raps, 11.00 inches lg.
22-50007 Series	Wire Markers
07-00345-00	Sealant, Pipe (Used to seal fittings on unit with R-134a)
07-00313-00	Cleaner, Coil

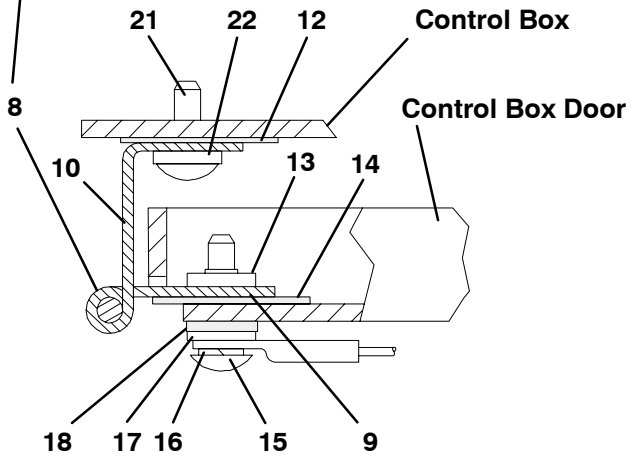
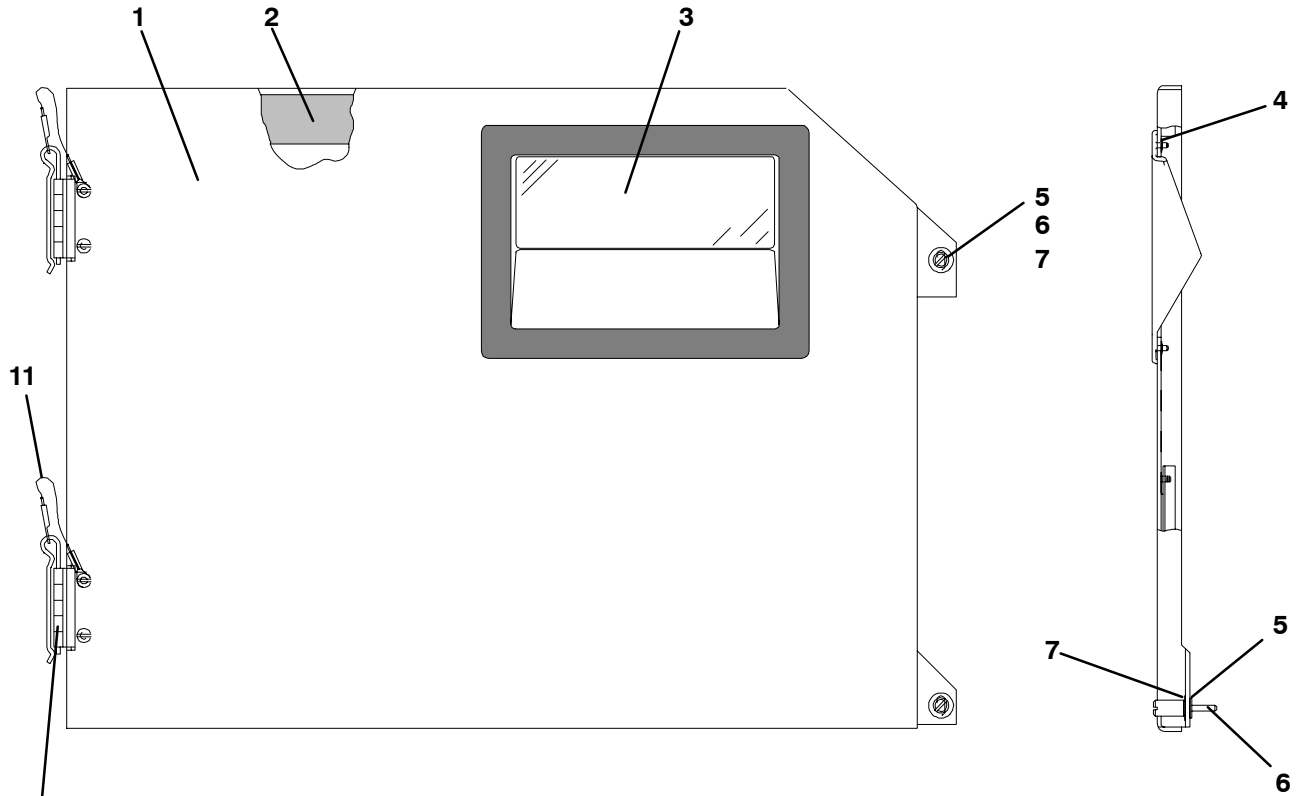
**2. REFRIGERATION UNIT ASSEMBLY**

**2.1 REFRIGERATION UNIT - FRONT**

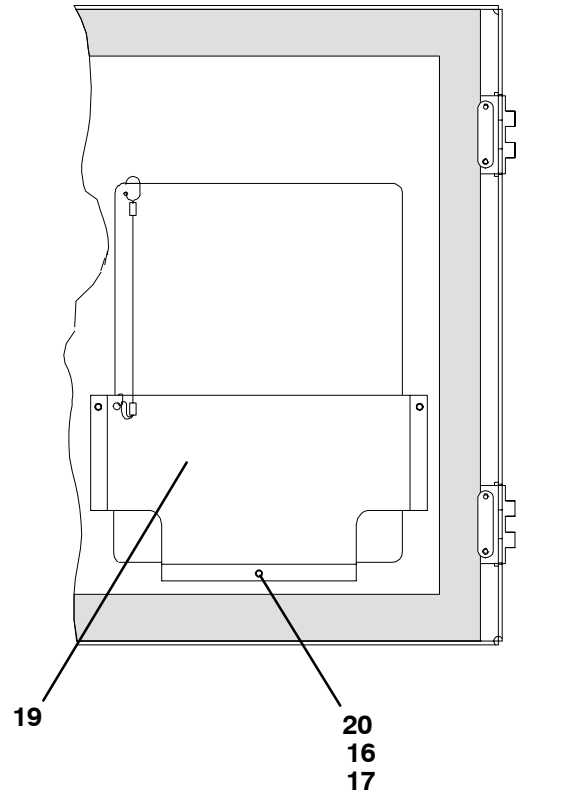


ITEM	PART NO.		DESCRIPTION	QTY
<b>2.1 REFRIGERATION UNIT - FRONT</b>				
1	-		Upper Fresh Air Makeup & Access Panels - <b>Refer to Section 2.11</b>	-
2	66U1-8662		Cap & Chain, Return Air Thermometer Port <b>NT0017,NT0062,NT0065,NT0078,NT0079,NT0084,NT0085, NT0095,NT0096,NT0098,NT0124,NT0146,NT0150,NT0169, NT0186,NT0212,NT0214,NT0224,NT0243,NT0260</b>	1
3	-		Labels and Decals - <b>Refer to Section 2.28</b>	-
4	-		Evaporator Fan Assembly - <b>Refer to Section 2.13</b>	-
5	-		Motor, Condenser Fan - <b>Refer to Section 2.8</b>	-
6	69NT35-3987		Gutter, Rain - <b>NT0008,NT0125,NT0126,NT0153,NT0154, NT0157,NT0169,NT0176,NT0177,NT0190,NT0191,NT0202,NT0224, NT0238,NT0250,NT0263,NT0274,NT0278,NT0281,NT0287,NT0298, NT0318,NT0333,NT0414,NT0414</b>	1
6	69NT35-8548	NSI	Gutter, Rain - <b>NT0091,NT0102,NT0131,NT0137,NT0185, NT0213,NT0218,NT0244,NT0266</b>	1
6	68-12417-00	NSI	Gutter, Rain - <b>NT0187,NT0198,NT0199,NT0200,NT0275,NT0277 NT0315NT0354,NT0381,NT0385</b>	2
7	-		Box, Control - <b>Refer to Sections 2.2 to 2.7</b>	-
8	69NT35-8113		Handle, Fixed - Optional	2
8	69NT40-657		Handle, Hinged <b>NT0008,NT0015,NT0018,NT0022,NT0032, NT0035,NT0046,NT0060,NT0072,NT0074,NT0091,NT0102, NT0120,NT0121,NT0131,NT0135,NT0137,NT0139,NT0183, NT0185,NT0188,NT0190,NT0208,NT0213,NT0218,NT0226, NT0244,NT0246,NT0250,NT0252,NT0253,NT0266,NT0267, NT0273,NT0280,NT0298,NT0317,NT0333,NT0335,NT0336</b>	2
9	-		Coil, Condenser - <b>Refer to Section 2.8</b>	-
10	-		Receiver or Water-Cooled Condenser - <b>Refer to Section 2.9 or 2.10</b>	-
11	69NT40-657		Handle, Hinged - Optional	1
12	-		Compressor - <b>Refer to Sections 2.25 or 4.</b>	-
13	-		Guard, Compressor - <b>Refer to Section 2.25</b>	-
14	-		Cable, Power - <b>Refer to Section 2.26</b>	-
15	-		Plug, Power - <b>Refer to Section 2.26</b>	-
16	-		Autotransformer Option, Modular - <b>Refer to Section 2.27</b>	-
17	-		Transfresh Option - <b>Refer to Section 2.13</b>	-
18	-		Interrogator and Accessories - <b>Refer to Section 3.4</b>	-
19	69NT43-224		Box Assembly, Partlow Encasement	1
20	-		Recording Thermometer - <b>Refer to Section 2.21 to 2.24</b>	-
21	68-12658-01	NSI	Panel, Blank ( <b>For units w/o Recording Thermometer</b> )	1
21	68-12658-02	NSI	Panel, Blank ( <b>For units w/o Recording Thermometer</b> ) <b>NT0265,NT0305</b>	1
22	69NT35-4047	NSI	Panel, Blank ( <b>For units w/o Lower Air Exchange</b> )	1
22	-		Lower Fresh Air Makeup - Optional - <b>Refer to Section 2.12</b>	-
23	69NT35-3997-1		Gutter, Rain - <b>NT0008,NT0091,NT0102,NT0125,NT0126, NT0131,NT0137,NT0153,NT0154,NT0157,NT0169,NT0176, NT0177,NT0185,NT0190,NT0191,NT0202,NT0213,NT0218, NT0224,NT0238,NT0244,NT0250,NT0263,NT0266,NT0274, NT0278,NT0281,NT0287,NT0298,NT0318,NT0333,NT0414,NT0415</b>	1

**2.2 CONTROL BOX DOOR - OLD**



**HINGE ASSEMBLY - SECTIONAL VIEW**



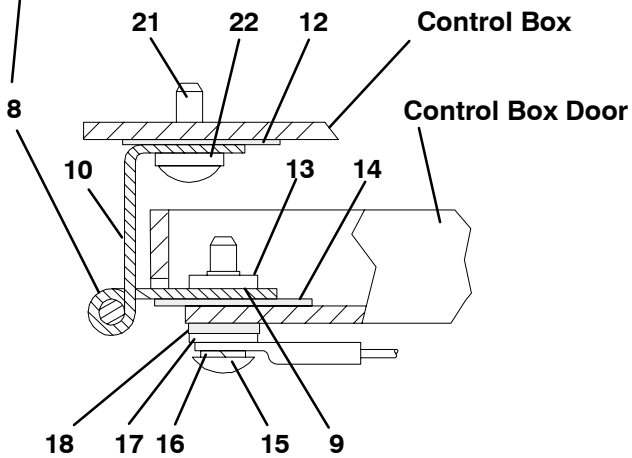
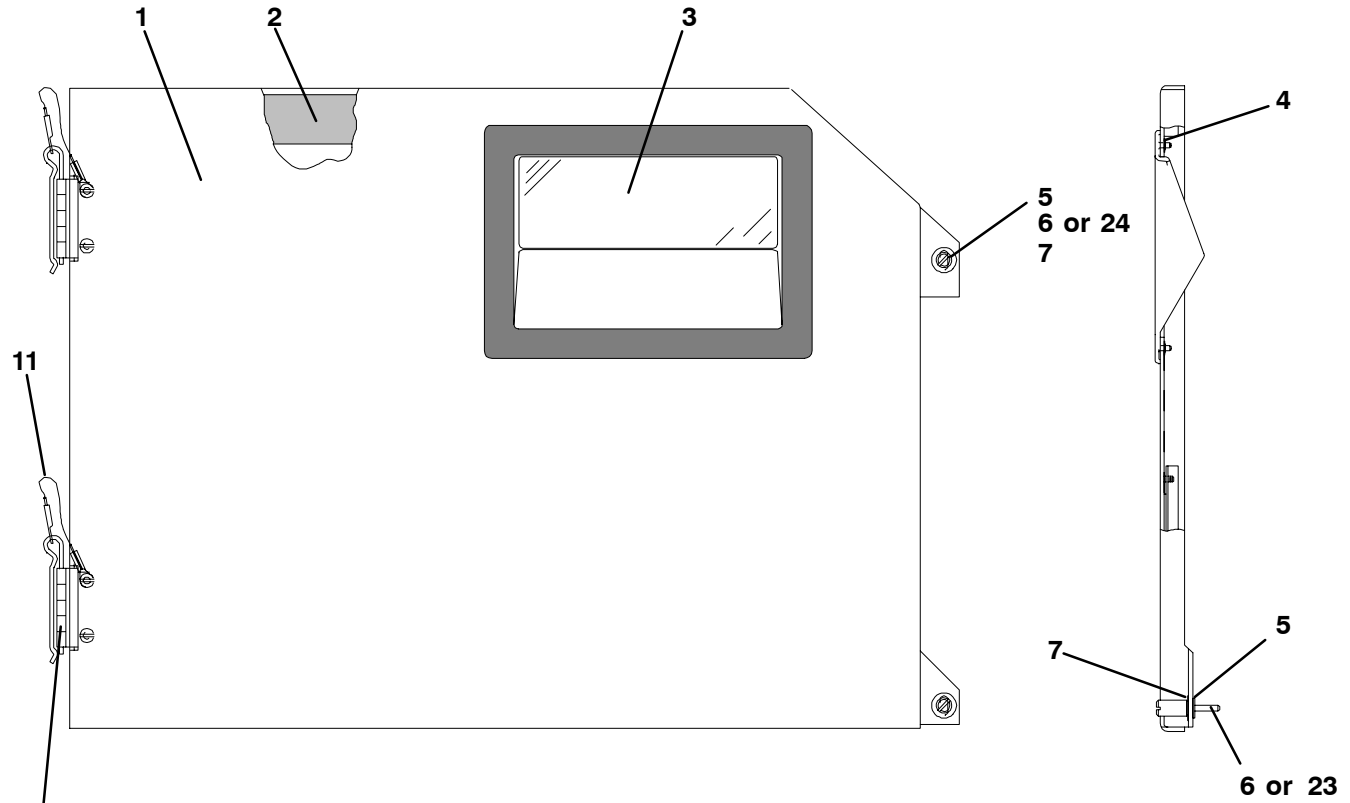
**DOOR ASSEMBLY - PARTIAL BACK VIEW**

ITEM	PART NO.		DESCRIPTION	QTY
<b>2.2 CONTROL BOX DOOR - OLD</b>				
1	69NT42-688-4	NLO	Door Assembly ( <b>See Note</b> ) - Includes:	1
2	42-00270-00		Gasket, Door	1
3	58-04366-00SV		Window and Gasket Assembly, Control Box Door -Lexan - Includes:	1
4	34-00980-56		Nut, Push-on - SST	6
5	34-06169-00		Washer, Retaining	2
6	66U1-6811-8		Screw, Retaining	2
7	58-50013-02		Washer, Mylar, 0.250 ID x 0.800 OD	4
8	44-00300-00	NSI	Hinge Assembly - Includes:	2
9	44-00300-01		Hinge, Half	1
10	44-00300-02		Hinge, Half	1
11	44-00300-03		Pin Assembly, with Tether	1
12	58-04101-01		Protector, Mylar (Hinge)	2
13	34-01167-01		Retainer,Nut	2
14	58-04101-00		Protector, Mylar (Hinge)	2
15	66U1-2403-1		Screw, Truss Head, #10-24 x 3/4 lg. - SST	4
16	66U1-5331-3		Washer, Lock, #10 - SST	7
17	66U1-5321-8		Washer, Flat, #10 - SST	7
18	34-06053-05		Washer, Mylar, 0.205 ID x 0.600 OD	4
19	58-00971-00		Pocket, Placecard	1
20	34-00665-09	NSI	Locknut, Hex Head, #10-24 - SST	3
21	66U1-5371-7		Screw, #10-24 x 1/2 lg. - SST	4
22	66U1-5321-8		Washer, Flat, #10 - SST	4

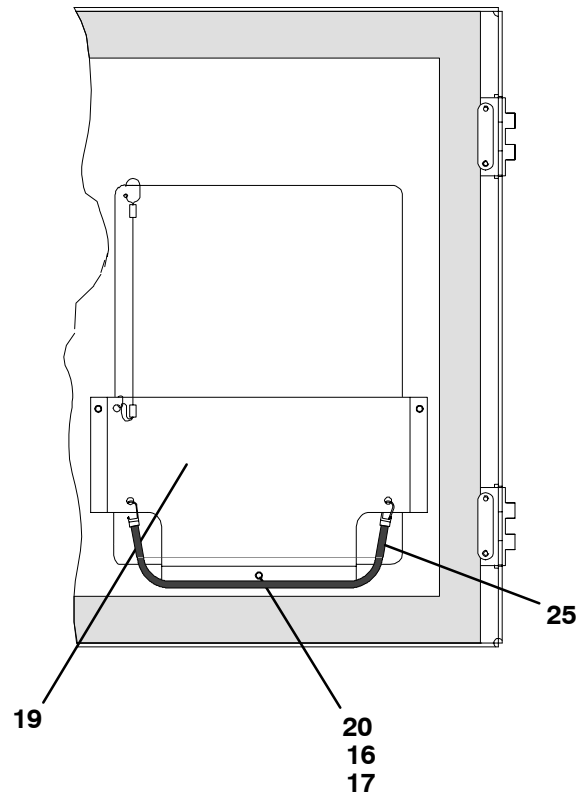
**NOTE:** See Section 2.3 for replacement Door Assembly.



**2.3 CONTROL BOX DOOR - NEW**



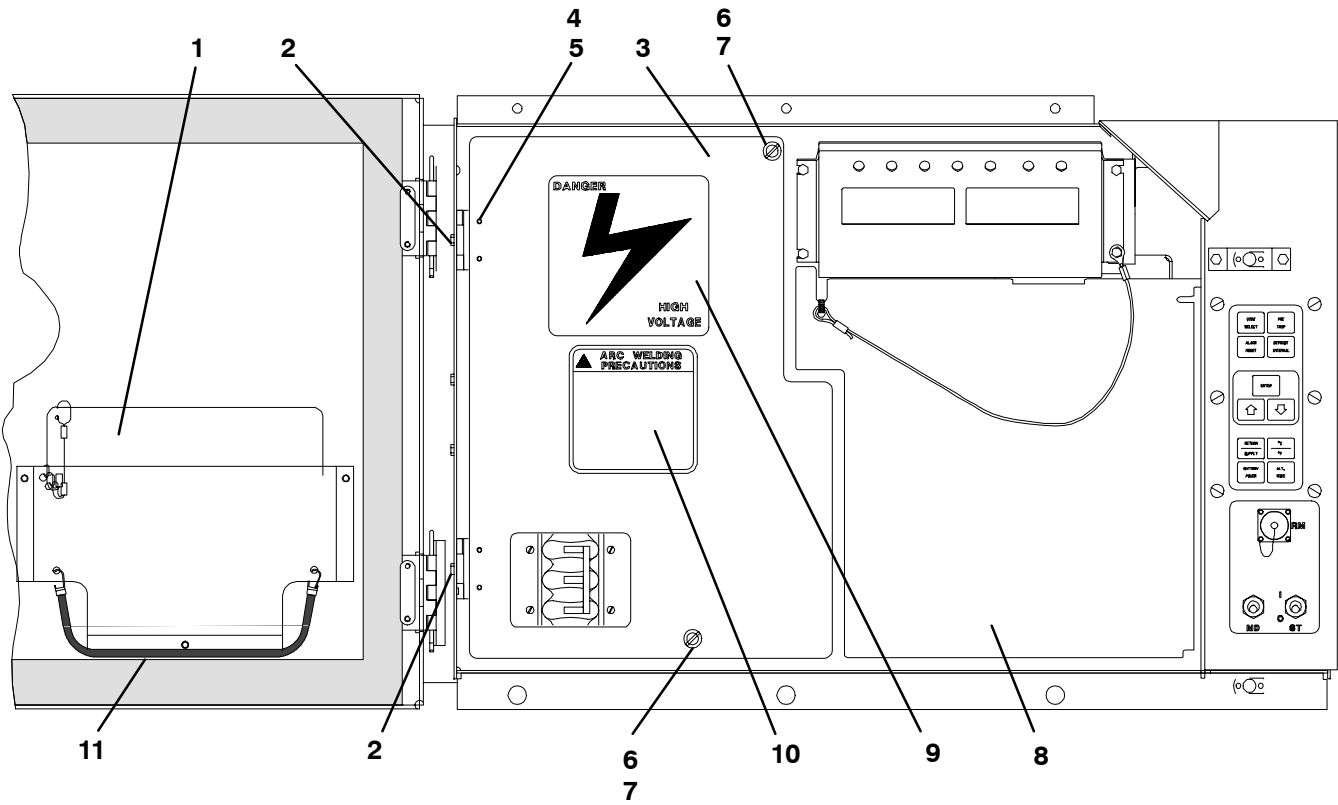
**HINGE ASSEMBLY - SECTIONAL VIEW**



**DOOR ASSEMBLY - PARTIAL BACK VIEW**

ITEM	PART NO.	DESCRIPTION	QTY
<b>2.3 CONTROL BOX DOOR - NEW</b>			
1	69NT42-688-7	Door Assembly - Includes:	1
2	42-00270-00	Gasket, Door	1
3	58-04366-00SV	Window and Gasket Assembly, Control Box Door - Lexan - Includes:	1
4	34-00980-56	Nut, Push-on - SST	6
5	34-06169-00	Washer, Retaining - SST	2
6	66U1-6811-8	Screw, Retaining, Pan Head, 0.300-0.625 - SST	2
7	58-50013-02	Washer, Mylar, 0.250 ID x 0.800 OD	4
8	44-00300-00	NSI Hinge Assembly - Includes:	2
9	44-00300-01	Hinge, Half	1
10	44-00300-02	Hinge, Half	1
11	44-00300-03	Pin Assembly, with Tether	1
12	58-04101-01	Protector, Mylar (Hinge)	2
13	34-01167-01	Retainer, Nut	2
14	58-04101-00	Protector, Mylar (Hinge)	2
15	66U1-2403-1	Screw, Truss Head, #10-24 x 3/4 lg. - SST	4
16	66U1-5331-3	Washer, Lock, #10 - SST	7
17	66U1-5321-8	Washer, Flat, #10 - SST	7
18	34-06053-05	Washer, Mylar, 0.205 ID x 0.600 OD	4
19	58-00971-00	Pocket, Placecard	1
20	34-00665-09	NSI Locknut, Hex Head, #10-24 - SST	3
21	66U1-5371-7	Screw, #10-24 x 1/2 lg. - SST	4
22	66U1-5321-8	Washer, Flat, #10 - SST	4
23	66U1-6811-12	Screw, Retaining, Phillips Head, 0.300-0.625 - SST	1
23	66U1-6811-13	<b>NT0098,NT0124,NT0146,NT0186,NT0214</b> Screw, Retaining, Wing, 0.300-0.625 - SST <b>NT0213,NT0218,NT0244,NT0266</b>	1
24	66U1-6811-14	Screw, Retaining, Wing, 0.300-0.625 - SST <b>NT0213,NT0218,NT0244,NT0266</b>	1
25	58-04346-00	Strap, Door - Optional	1

## 2.4 CONTROL BOX



ITEM	PART NO.		DESCRIPTION	QTY
<b>2.4</b>	<b>CONTROL BOX</b>			
1	69NT41-783-22	NSI	Plate, Schematic & Diagram <b>NT0001,NT0002,NT0017 NT0043,NT0047,NT0062</b>	1
1	69NT41-783-24	NSI	Plate, Schematic & Diagram <b>NT0005,NT0007,NT0008,NT0011, NT0013,NT0014,NT0024,NT0027,NT0028,NT0029,NT0035, NT0037,NT0038,NT0040,NT0041,NT0044,NT0046,NT0050, NT0051,NT0053,NT0054,NT0055,NT0056,NT0057,NT0059, NT0061,NT0064,NT0065,NT0067,NT0068,NT0069,NT0070, NT0071,NT0073,NT0076,NT0078,NT0079,NT0080,NT0081, NT0082,NT0083,NT0084,NT0085,NT0088,NT0089,NT0092, NT0101,NT0104,NT0111</b>	1
1	69NT41-783-29	NSI	Plate, Schematic & Diagram <b>NT0091,NT0094,NT0095,NT0096, NT0097,NT0098,NT0099,NT0102,NT0103,NT0105,NT0106, NT0108,NT0109,NT0110,NT0112,NT0113,NT0115,NT0118, NT0119,NT0120,NT0121,NT0122,NT0123,NT0124,NT0125, NT0126,NT0129,NT0131,NT0132,NT0133,NT0134,NT0136, NT0137,NT0138,NT0139,NT0140,NT0141,NT0142,NT0143, NT0147,NT0150,NT0151,NT0152,NT0153,NT0154,NT0156, NT0158,NT0159,NT0165,NT0167,NT0176,NT0178,NT0180, NT0182,NT0236,NT0245,NT0252</b>	1
1	69NT41-783-30	NSI	Plate, Schematic & Diagram <b>NT0169</b>	1
1	69NT41-783-31	NSI	Plate, Schematic & Diagram <b>NT0090</b>	1
1	69NT41-783-32	NSI	Plate, Schematic & Diagram <b>NT0127</b>	1
1	69NT41-783-33	NSI	Plate, Schematic & Diagram <b>NT0107</b>	1
1	69NT41-783-34	NSI	Plate, Schematic & Diagram <b>NT0160,NT0161,NT0162,NT0163, NT0166,NT0168,NT0173,NT0174,NT0177,NT0184,NT0185, NT0186,NT0188,NT0189,NT0191,NT0192,NT0197,NT0201, NT0202,NT0209,NT0210,NT0211,NT0216,NT0219,NT0220, NT0222,NT0223,NT0237,NT0238,NT0240,NT0241,NT0242, NT0247,NT0251,NT0254,NT0268,NT0269,NT0275,NT0277, NT0282,NT0283</b>	1
1	69NT41-783-35	NSI	Plate, Schematic & Diagram <b>NT0175</b>	1
1	69NT41-783-36	NSI	Plate, Schematic & Diagram <b>NT0194,NT0210</b>	1
1	69NT41-783-37	NSI	Plate, Schematic & Diagram <b>NT0207</b>	1
1	69NT41-783-39	NSI	Plate, Schematic & Diagram <b>NT0146</b>	1
1	69NT43-250-2	NSI	Plate, Schematic & Diagram <b>NT0015,NT0018,NT0022,NT0072</b>	1
1	69NT43-250-3	NSI	Plate, Schematic & Diagram <b>NT0060</b>	1
1	69NT43-250-5	NSI	Plate, Schematic & Diagram <b>NT0074,NT0135</b>	1
1	69NT43-250-7	NSI	Plate, Schematic & Diagram <b>NT0183,NT0208,NT0226,NT0246, NT0253,NT0267</b>	1

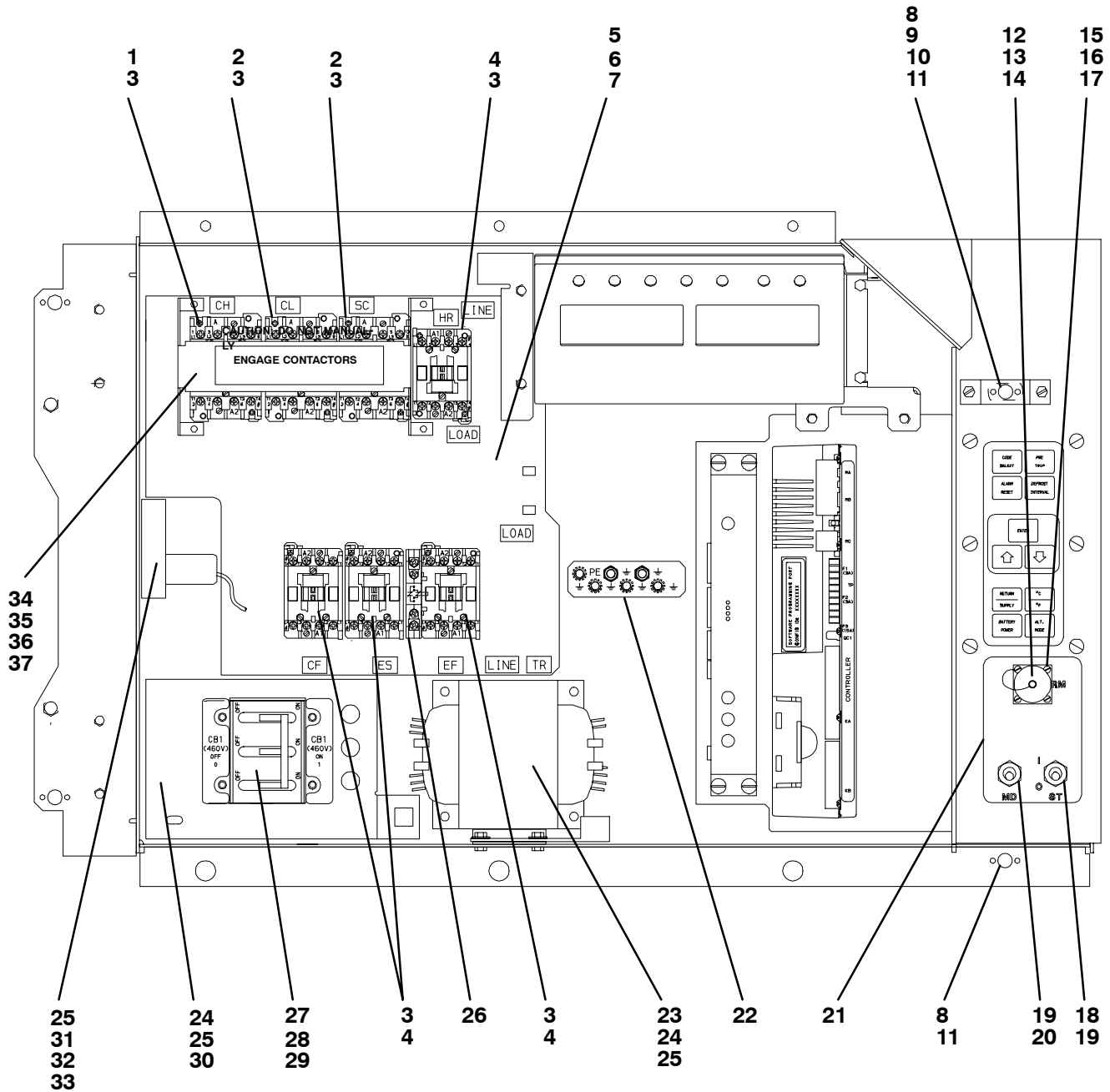
Continued on Next Page

ITEM	PART NO.		DESCRIPTION	QTY
<b>2.4 CONTROL BOX (CONTINUED)</b>				
1	79-01675-00	NSI	Plate, Schematic & Diagram <b>NT0157</b>	1
1	79-01675-01	NSI	Plate, Schematic & Diagram <b>NT0187,NT0198</b>	1
1	79-01675-02	NSI	Plate, Schematic & Diagram <b>NT0197,NT0204,NT0262,NT0265</b>	1
1	79-01675-03	NSI	Plate, Schematic & Diagram <b>NT0183,NT0208,NT0226,NT0246,NT0280</b>	1
1	79-01675-04	NSI	Plate, Schematic & Diagram <b>NT0200</b>	1
1	79-01675-05	NSI	Plate, Schematic & Diagram <b>NT0199</b>	1
1	79-01675-06	NSI	Plate, Schematic & Diagram <b>NT0202</b>	1
1	79-01675-07	NSI	Plate, Schematic & Diagram <b>NT0190</b>	1
1	79-01675-09	NSI	Plate, Schematic & Diagram <b>NT0189,NT0201,NT0209,NT0211,NT0212,NT0213,NT0214,NT0215,NT0216,NT0218,NT0219,NT0220,NT0222,NT0223,NT0224,NT0225,NT0228,NT0235,NT0236,NT0237,NT0239,NT0240,NT0241,NT0242,NT0243,NT0244,NT0245,NT0247,NT0250,NT0251,NT0252,NT0254,NT0258,NT0259,NT0260,NT0263,NT0264,NT0266,NT0268,NT0269,NT0270,NT0271,NT0272,NT0282,NT0283,NT0284,NT0285,NT0286,NT0288,NT0289,NT0290,NT0294,NT0295,NT0296,NT0297,NT0298,NT0299,NT0300,NT0302,NT0303,NT0347,NT0348,NT0349</b>	1
1	79-01675-13	NSI	Plate, Schematic & Diagram <b>NT0275,NT0277</b>	1
1	79-01675-16	NSI	Plate, Schematic & Diagram <b>NT0238,NT0278,NT0281</b>	1
1	79-01675-22	NSI	Plate, Schematic & Diagram <b>NT0274</b>	1
1	79-01698-03	NSI	Plate, Schematic & Diagram <b>NT0317</b>	1
1	79-01698-09	NSI	Plate, Schematic & Diagram <b>NT0308,NT0309,NT0311,NT0312,NT0322,NT0325,NT0326,NT0333,NT0334,NT0335,NT0336,NT0340,NT0341,NT0343,NT0344,NT0345,NT0353,NT0358,NT0365,NT0386,NT0387,NT0388,NT0389,NT0410,NT0414,NT0415,NT0418,NT0428,NT0429</b>	1
1	79-01698-12	NSI	Plate, Schematic & Diagram <b>NT0417</b>	1
1	79-01698-13	NSI	Plate, Schematic & Diagram <b>NT0315,NT0354,NT0381,NT385</b>	1
1	79-01698-16	NSI	Plate, Schematic & Diagram <b>NT0318</b>	1
1	79-01698-23	NSI	Plate, Schematic & Diagram <b>NT0307</b>	1
2	66U1-2403		Screw, Truss Head, #10-24 x 1/2 lg. - SST	2
3	69NT43-125-1		Shield, High Voltage (Plastic) - Includes:	1
3	69NT43-125-2		Shield, high Voltage (Plastic) - Includes: <b>NT0202,NT0238,NT0278,NT0281,NT0318</b>	1
4	44-00343-00		Hinge	2
5	34-00928-02	NSI	Rivet, Blind, 1/8 Diameter, Grip Range - 1/8-3/16 - SST	4
6	34-50015-00		Stud & Retainer Package - Includes:	2
NS	NSS		Stud, Fastener	1
NS	NSS		Retainer, Fastener Stud	1
7	34-06139-02		Receptacle	2
8	69NT43-124-2		Shield, Low Voltage (Lexan) - With Tether	1
9	62-03957-02	NSI	Label, Danger-High Voltage	1

**Continued on Next Page**

ITEM	PART NO.		DESCRIPTION	QTY
<b>2.4 CONTROL BOX (CONTINUED)</b>				
10	69NT35-2617		Label, Welding Precautions - <i>English</i>	1
10	62-02742-00	NSI	Label, Welding Precautions - <i>English/French</i> NT0007	1
10	69NT35-2008	NSI	Label, Welding Precautions - <i>English/Spanish</i> NT0003,NT0004, NT0015,NT0018,NT0022,NT0035,NT0036,NT0042,NT0046,NT0056, NT0060,NT0067,NT0068,NT0071,NT0072,NT0074,NT0076,NT0080, NT0081,NT0082,NT0088,NT0089,NT0090,NT0092,NT0097,NT0121, NT0135,NT0139,NT0140,NT0151,NT0157,NT0165,NT0168,NT0177, NT0180,NT0183,NT0187,NT0191,NT0192,NT0197,NT0198,NT0199, NT0201,NT0202,NT0204,NT0208,NT0226,NT0236,NT0238,NT0239, NT0246,NT0252,NT0253,NT0258,NT0262,NT0265,NT0267,NT0273, NT0275,NT0277,NT0278,NT0280,NT0281,NT0307,NT0315,NT0317, NT0318,NT0334,NT0354,NT0381,NT0385	1
10	69NT35-3778	NSI	Label, Welding Precautions - <i>English/Chinese</i> NT0051,NT0143, NT0152,NT0190,NT0250,NT0289,NT0298,NT0303,NT0325,NT0333, NT0341,NT0388	1
10	69NT35-3778-1	NSI	Label, Welding Precautions - <i>Taiwanese/Chinese</i> NT0125,NT0126, NT0153,NT0154,NT0274	1
10	69NT35-2008-1	NSI	Label, Welding Precautions - <i>English/German/Spanish</i> NT0107, NT0207,NT0417	1
10	69NT35-2008-2	NSI	Label, Welding Precautions - <i>English/Japanese/Chinese</i> NT0224	1
11	58-04346-00		Strap, Door NT0265,NT0266,NT0268,NT0269,NT0271,NT0272, NT0274,NT0275,NT0277,NT0278,NT0280,NT0282,NT0283,NT0284, NT0285,NT0286,NT0288,NT0289,NT0290,NT0290,NT0294,NT0295, NT0296,NT0297,NT0298,NT0299,NT0300,NT0302,NT0303,NT0311, NT0315,NT0326,NT0341,NT0345,NT0347,NT0348,NT0349,NT0385	1

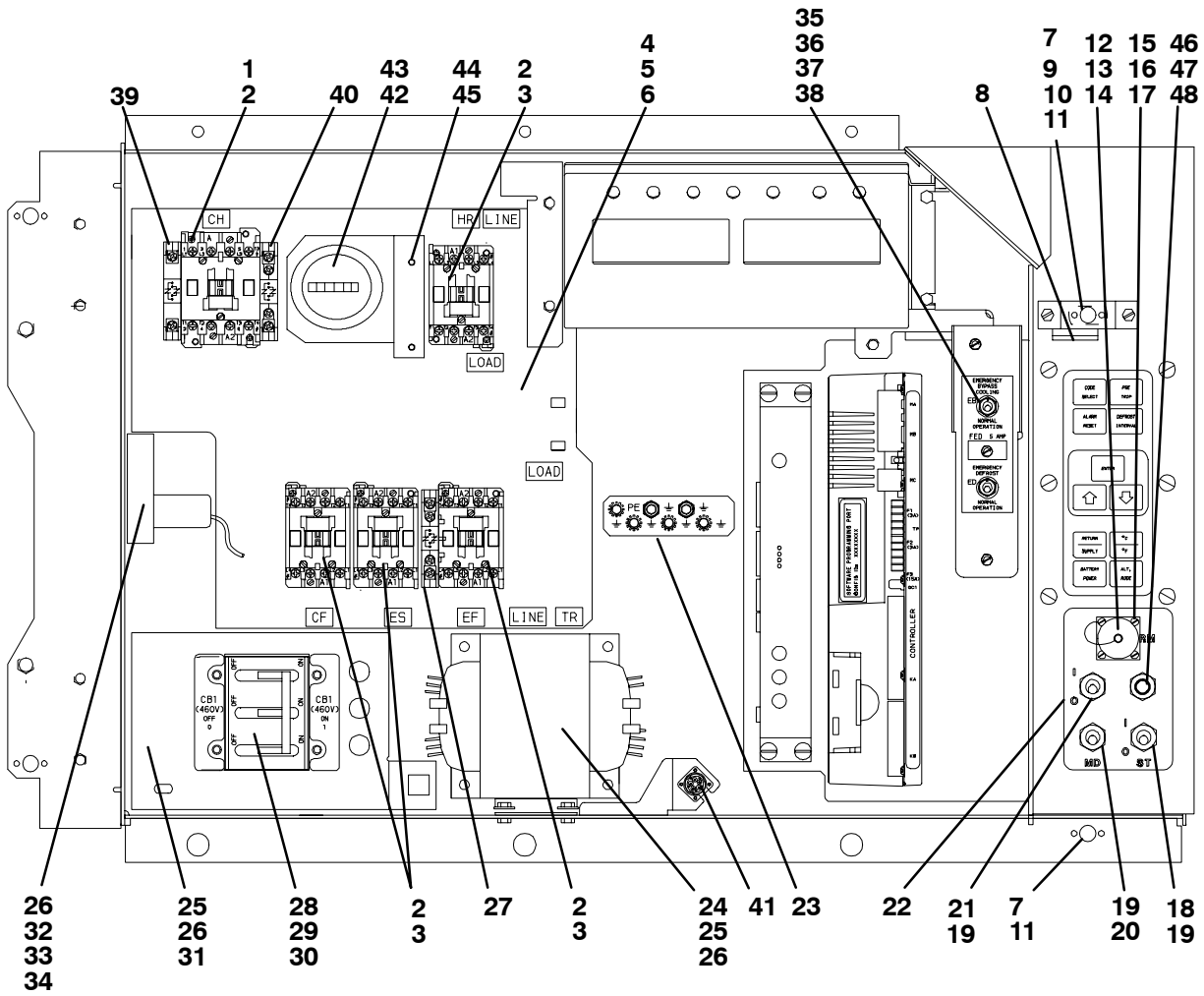
**2.5 CONTROL BOX - HIGH AND LOW VOLTAGE SHIELDS REMOVED  
(UNITS WITH TWO SPEED COMPRESSOR - SEE MODEL CHART)**



ITEM	PART NO.	DESCRIPTION	QTY
<b>2.5</b>	<b>CONTROL BOX - HIGH AND LOW VOLTAGE SHIELDS REMOVED (UNITS WITH TWO SPEED COMPRESSOR - SEE MODEL CHART)</b>		
1	10-00333-01	Contactors, High Speed Compressor (CH) <b>(30 Amp)</b>	1
1	10-00304-00	Contactors, High Speed Compressor (CH) <b>(60 Amp) NT0169</b>	1
2	10-00333-01	Contactors, Low Speed Compressor (CL) & Shorting Compressor (SC) <b>(30 Amp)</b>	2
3	66U1-5391-3	NSI Screw, Pan Head, (Thread Cutting) #8-32 x 3/4 lg. - SST	A/R
4	10-00333-00	Contactors, Condenser Fan Motor (CF), Heater (HR) & Evaporator Fan Motor (EF & ES) <b>(12 Amp)</b>	4
5	69NT35-6288	NSI Panel, Contactor	1
5	69NT35-8098	NSI Panel, Contactor <b>NT0169,NT0175</b>	1
6	58-00967-00	NSI Spacer (For Contactor Panel)	5
7	34-00655-08	NSI Screw, Hex Head, 1/4-20 x 1.00 lg. - SST	4
8	34-01142-01	Receptacle, Retaining (For Control Box Door)	2
9	69NT35-6272	NSI Bracket, Receptacle	1
10	66U1-2403	Screw, Truss Head, #10-24 x 1/2 lg. - SST	2
11	34-00928-01	NSI Rivet, Blind, 1/8 Diameter, Grip Range - 1/16 - 1/8	8
12	22-02341-00	Receptacle, Remote Monitoring (RM) (Plastic) - Optional	1
NS	22-02368-00	Plug, Remote Monitoring - Optional	1
13	22-02341-01	Cap and Tether, Receptacle Assembly - Optional	1
14	66U1-6835	Gasket, Remote Monitoring Receptacle - Optional	1
15	34-00848-10	NSI Screw, Round Head, #4-40 x 5/8 lg. - SST	4
16	66U1-5321-6	NSI Washer, Flat, 0.125 ID - SST	4
17	34-00667-05	Nut, Self Locking, #4-40 - SST	4
18	10-01129-07	Switch, Toggle (On-Off)	1
19	66U1-9752	Seal, Bushing	A/R
20	10-01129-10	Switch, Toggle (MDS)	1
21	58-04145-00	NSI Plate, Switch	1
21	58-04145-01	NSI Plate, Switch <b>NT0047,NT0060</b>	1
22	69NT35-7422	Plate, Ground	1
22	69NT41-982	NSI Plate, Ground <b>NT0169,NT0175</b>	1
23	10-00332-20SV	Transformer, Base Unit	1
24	66U1-5371-7	Screw, Hex Head, #10-24 x 1/2 lg. - SST	A/R
25	66U1-5321-8	Washer, Flat, #10 - SST	A/R
26	10-00333-02	Contact, Auxiliary	1
27	34-00663-07	NSI Washer, Lock, #6 - SST	4
28	66U1-7842-13	Circuit Breaker - 460 vac, 25 Amp, (CB1)	1
29	66U1-6651-19	NSI Screw, Pan Head, #6-32 x 7/16 lg. - SST	4
30	69NT35-6278	NSI Bracket, Circuit Breaker	1
31	10-00366-01SV	Transformer, Current Sensing (CS)	1
32	66U1-5371-10	NSI Screw, Hex Head, #10-24 x 1.00 lg. - SST	2
33	34-06053-05	Washer, Mylar, 0.205 ID x 0.600 OD	2
34	62-02818-00	NSI Label, Contactor Caution	1
35	58-04260-00	NSI Cover, Circuit Breaker <b>NT0001,NT0002,NT0017,NT0043,NT0047, NT0060,NT0062,NT0175</b>	1
35	58-04260-01	NSI Cover, Circuit Breaker <b>NT0169</b>	1
36	34-00662-08	NSI Washer, Flat, #8 - SST	4
37	66U1-5391-2	NSI Screw, Pan Head, Slotted, #8-32 x 1/2 - SST	4
NS	66CH1-1172-46	Trim, Flexible (7 ft., Cut to length)	A/R



**2.6 CONTROL BOX - HIGH AND LOW VOLTAGE SHIELDS REMOVED  
(UNITS WITH SINGLE SPEED COMPRESSOR - SEE MODEL CHART)**



ITEM	PART NO.		DESCRIPTION	QTY
<b>2.6</b>	<b>CONTROL BOX - HIGH AND LOW VOLTAGE SHIELDS REMOVED (UNITS WITH SINGLE SPEED COMPRESSOR - SEE MODEL CHART)</b>			
1	10-00333-01		Contactors, Compressor (CH) <b>(30 Amp)</b>	1
1	10-00304-00		Contactors, Compressor (CH) <b>(60 Amp) NT0008,NT0091,NT0102, NT0131,NT0137,NT0185,NT0213,NT0218,NT0244,NT0266</b>	1
2	66U1-5391-3	NSI	Screw, Pan Head, (Thread Cutting) #8-32 x 3/4 lg. - SST	A/R
3	10-00333-00		Contactors, Condenser Fan Motor (CF), Heater (HR) & Evaporator Fan Motor (EF & ES) <b>(12 Amp)</b>	4
NS	10-00333-00		Contactors, Evaporator Fan Safeties (S1 & S2) <b>(12 Amp) NT0157 NT0187,NT0198,NT0199,NT0200,NT0275,NT0277</b>	2
4	69NT35-6288	NSI	Panel, Contactor	1
4	69NT35-8098	NSI	Panel, Contactor - <b>NT0074,NT0090,NT0091,NT0094-NT0099 NT0102,NT0103,NT0105-NT0110,NT0112 &amp; UP</b>	1
5	58-00967-00	NSI	Spacer (For Contactor Panel)	5
6	34-00655-08	NSI	Screw, Hex Head, 1/4-20 x 1.00 lg. - SST	4
7	34-01142-01		Receptacle, Retaining (For Control Box Door)	2
* 7	34-01142-02		Receptacle, Retaining (For Control Box Door) <b>(See NOTE 2)</b>	1
* 8	68-12791-00	NSI	Locking Plate <b>NT0208,NT0226,NT0246,NT0253,NT0267,NT0273, NT0279,NT0280,NT0307,NT0317 (See NOTE 2)</b>	1
* 9	68-12790-00	NSI	Bracket, Receptacle <b>NT0189,NT0190,NT0201,NT0202, NT0207 &amp; UP (See NOTE 1)</b>	1
	69NT35-6272	NSI	Bracket, Receptacle <b>NT0001 thru NT0073,NT0075 thru NT0182, NT0184 thru NT0188,NT0191 thru NT0193,NT0195,NT0200,NT0204</b>	1
9	69NT35-2287	NSI	Bracket, Receptacle - Locking <b>NT0074,NT0183,NT0194</b>	1
10	66U1-2403		Screw, Truss Head, #10-24 x 1/2 lg. - SST	2
11	34-00928-01	NSI	Rivet, Blind, 1/8 Diameter, Grip Range - 1/16 - 1/8	8
12	22-02341-00		Receptacle, Remote Monitoring (RM) (Plastic) - Optional	1
NS	22-02368-00		Plug, Remote Monitoring - Optional	1
13	22-02341-01		Cap and Tether, Receptacle Assembly - Optional	1
14	66U1-6835		Gasket, Remote Monitoring Receptacle - Optional	1
15	34-00848-10	NSI	Screw, Round Head, #4-40 x 5/8 lg. - SST	4
16	66U1-5321-6	NSI	Washer, Flat, 0.125 ID - SST	4
17	34-00667-05		Nut, Self Locking, #4-40 - SST	4
18	10-01129-07		Switch, Toggle (On-Off)	1
19	66U1-9752		Seal, Bushing	A/R
20	10-01129-10		Switch, Toggle (MDS)	1
21	10-00298-01		Switch, Condenser Fan (CFS) <b>NT0183,NT0226</b>	1

Continued on Next Page

ITEM	PART NO.		DESCRIPTION	QTY
<b>2.6</b>	<b>CONTROL BOX - HIGH AND LOW VOLTAGE SHIELDS REMOVED (CONTINUED)</b>			
	<b>(UNITS WITH SINGLE SPEED COMPRESSOR - SEE MODEL CHART)</b>			
22	58-04145-00	NSI	Plate, Switch <b>NT0007,NT0013,NT0014,NT0028,NT0050NT0053,NT0054,NT0067,NT0068,NT0069,NT0070,NT0078,NT0079,NT0083,NT0084,NT0085,NT0095,NT0096,NT0097,NT0098,NT0101,NT0108,NT0118,NT0124,NT0125,NT0126,NT0136,NT0146,NT0106,NT0153,NT0154,NT0156,NT0176,NT0177,NT0178,NT0182,NT0190,NT0191,NT0201,NT0212,NT0214,NT0215,NT0224,NT0228,NT0239,NT0243,NT0245,NT0250,NT0263,NT0285,NT0294,NT0298,NT0303,NT0322,NT0333,NT0334,NT0341,NT0345,NT0348,NT0410,NT0414,NT0415</b>	1
22	58-04145-01	NSI	Plate, Switch	1
22	58-04145-05	NSI	Plate, Switch <b>NT0107,NT0207</b>	1
22	58-04145-06	NSI	Plate, Switch <b>NT0183,NT0226,NT0238,NT0278,NT0280,NT0317,NT0318</b>	1
22	58-04145-07	NSI	Plate, Switch <b>NT0274</b>	1
22	58-04145-08	NSI	Plate, Switch <b>NT0417</b>	1
NS	66U2-1081		Boot, Toggle Switch <b>NT0213,NT218,NT0244,NT0266</b>	2
23	69NT41-982	NSI	Plate, Ground <b>NT0074,NT0090,NT0091,NT0094-NT0099,NT0102,NT0103,NT0105-NT0110,NT0112 &amp; UP</b>	1
23	69NT35-7422		Plate, Ground	1
24	10-00332-20SV		Transformer, Base Unit	1
25	66U1-5371-7		Screw, Hex Head, #10-24 x 1/2 lg. - SST	A/R
26	66U1-5321-8		Washer, Flat, #10 - SST	A/R
27	10-00333-02		Contact, Auxiliary	1
28	34-00663-07	NSI	Washer, Lock, #6 - SST	4
29	66U1-7842-13		Circuit Breaker - 460 vac, 25 Amp, (CB1)	1
30	66U1-6651-19	NSI	Screw, Pan Head, #6-32 x 7/16 lg. - SST	4
31	69NT35-6278		Bracket, Circuit Breaker	1
32	10-00366-01SV		Transformer, Current Sensing (CS)	1
33	66U1-5371-10	NSI	Screw, Hex Head, #10-24 x 1.00 lg. - SST	2
34	34-06053-05		Washer, Mylar, 0.205 ID x 0.600 OD	2
35	69NT35-3276	NSI	Bracket, Emergency Bypass & Defrost <b>NT0107</b>	1
35	68-12544-00	NSI	Bracket, Emergency Bypass <b>NT0207</b>	1
35	68-12544-01	NSI	Bracket, Emergency Bypass & Defrost <b>NT0274,NT0417</b>	1
36	10-01129-07		Switch, Emergency Bypass Cooling (EB) & Defrost <b>NT0107,NT0207,NT0274NT0417</b>	A/R
37	66U1-9752		Seal, Bushing <b>NT0107,NT0207,NT0274,NT0417</b>	A/R
NS	22-02336-02		Fuse, 5 Amp - <b>NT0274,NT0266</b>	1

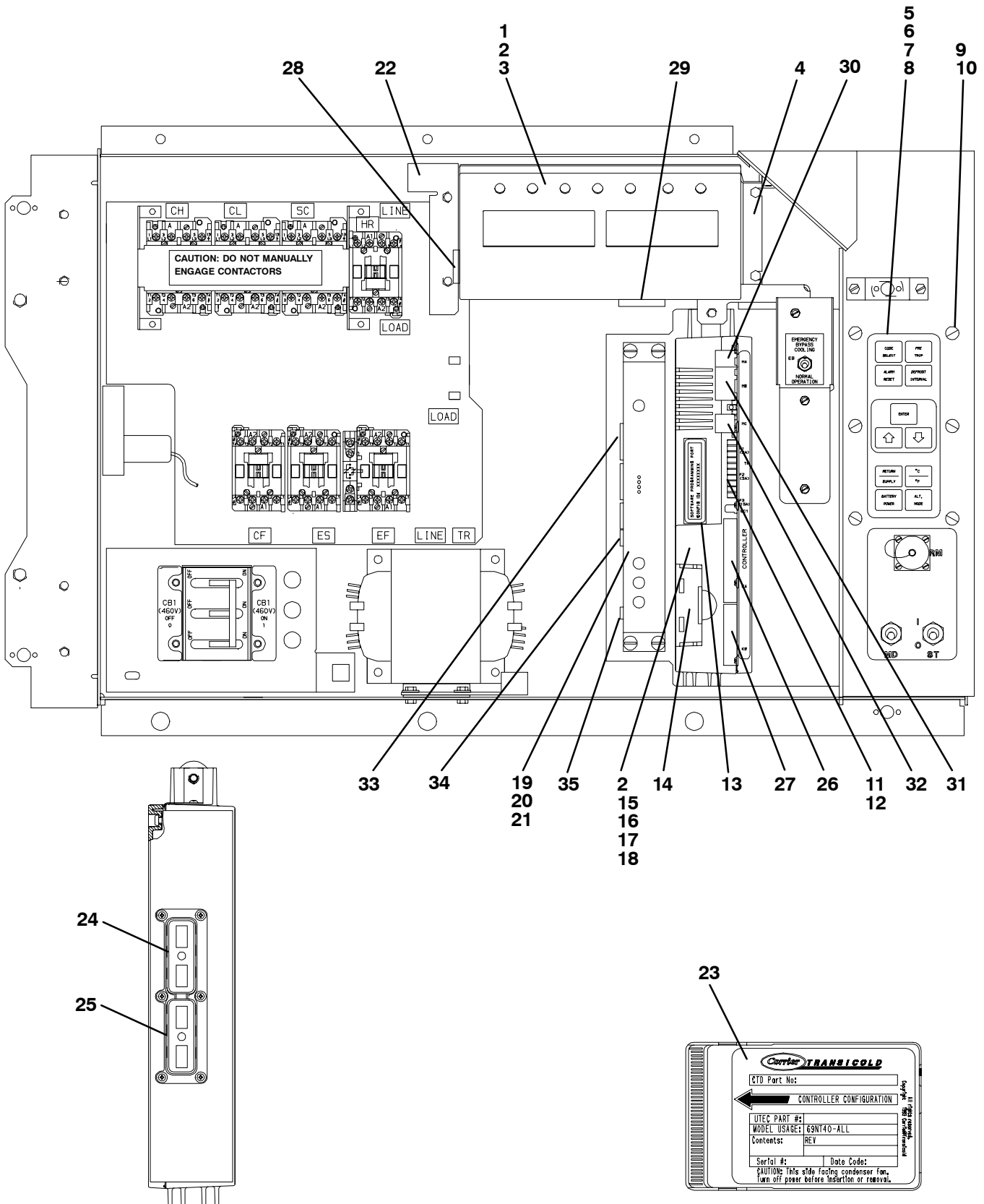
**Continued on Next Page**

ITEM	PART NO.		DESCRIPTION	QTY
<b>2.6</b>	<b>CONTROL BOX - HIGH AND LOW VOLTAGE SHIELDS REMOVED (CONTINUED)</b>			
	<b>(UNITS WITH SINGLE SPEED COMPRESSOR - SEE MODEL CHART)</b>			
38	62-02874-00	NSI	Label, Emergency Bypass Cooling <b>NT0107,NT0207,NT0274,NT0417</b>	1
38	62-02874-01	NSI	Label, Emergency Bypass & Defrost Switch	1
39	10-00333-04		Contact, Auxiliary ( <b>Remote Monitor Option</b> ) <b>NT0190,NT0207,NT0212,NT0214,NT0215,NT0224,NT228,NT0243,NT0250,NT0274,NT0294,NT0298,NT0303,NT0322,NT0333,NT0334,NT0341,NT0345,NT0348,NT0410,NT0415,NT0417</b>	1
40	10-00333-02		Contact, Auxiliary ( <b>Arctic Option</b> ) <b>NT0127,NT0194,NT0210</b>	1
41	-		Interrogator - See section 3.4	-
42	66U1-3823		Hourmeter <b>NT0202,NT0238,NT0278,NT0281,NT318</b>	1
43	66U1-6651-15	NSI	Screw, Pan Head, #4-40 x 3/4 lg. - SST	3
44	68-12496-00	NSI	Bracket, Hourmeter <b>NT0202,NT0238,NT0278,NT0281,NT318</b>	1
45	66U1-5381	NSI	Screw, Hex Head, #10-24 x 1/2 lg. - SST	2
NS	66CH1-1172-46		Trim, Flexible (7 ft., Cut to length)	A/R
46	22-00518-01		Base, Pilot Light <b>NT0274</b>	1
47	22-00519-03		Light Assembly, Pilot <b>NT0274</b>	1
48	22-00049-01		Lamp, 24VDC <b>NT0274</b>	1

**\*NOTE 1:** Bracket (68-12790-00) is welded to the control box - order item #8 for locking plate.

**\*NOTE 2:** When item #8 is used, Receptacle, Retaining (34-01142-02) is to be used in the upper door location.

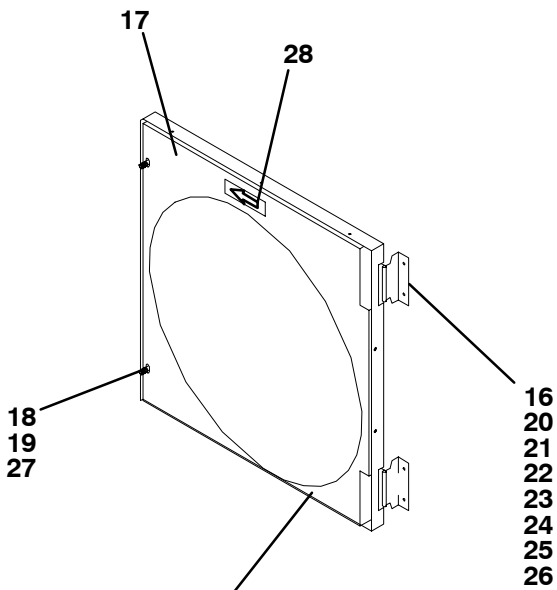
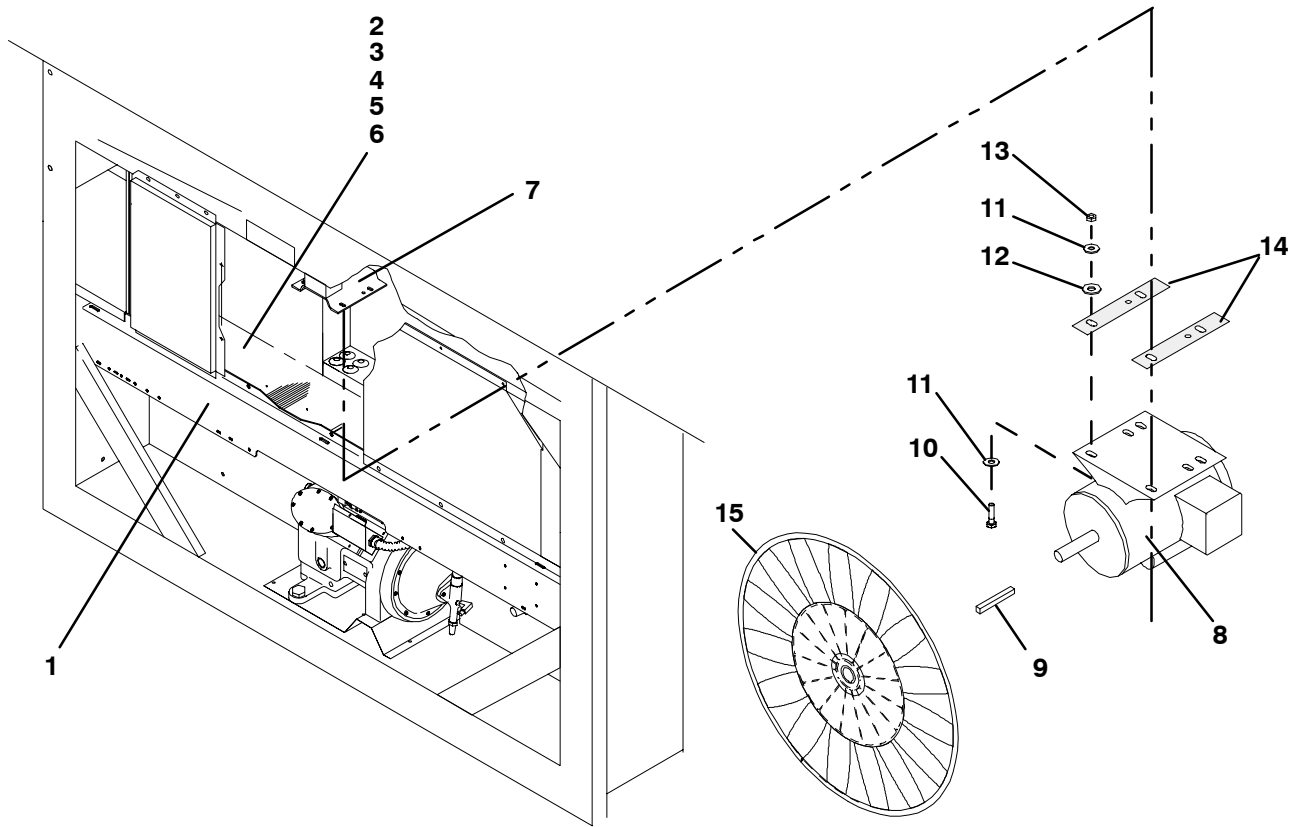
## 2.7 CONTROL BOX - MODULE SECTION AND SOFTWARE CARDS



**View - Back of Controller/DataCORDER module**

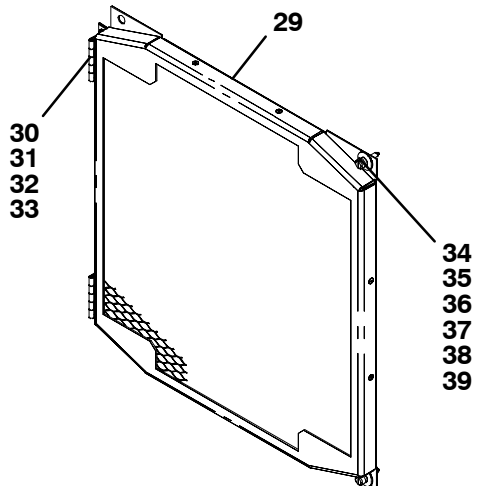
ITEM	PART NO.		DESCRIPTION	QTY
<b>2.7 CONTROL BOX - MODULE SECTION AND SOFTWARE CARDS</b>				
1	12-00433-00		Module, Display	1
2	66U1-5371-7		Screw, Hex Head, #10-24 x 1/2 lg. - SST	4
3	69NT35-2692-4	NSI	Washer, Fender, 0.063 Thick - SST	4
4	69NT41-122	NSI	Bracket, Display	1
5	79-01706-00SV		Pad, Key - Includes:	1
6	NSS		Gasket (Between Key Pad Plate Assembly and Connector)	1
7	NSS		Gasket (Between Key Pad and Key Pad Plate Assembly)	1
8	NSS		Plate Assembly, Key Pad Mounting	1
9	66U1-2403		Screw, Truss Head, #10-24 x 1/2 lg. - SST	6
10	34-06053-05		Washer, Mylar, 0.205 ID x 0.600 OD	6
11	22-02336-06		Fuse, 15 Amp (F3)	1
12	22-02336-02		Fuse, 5 Amp (F1 & F2)	3
13	62-02719-00		Label, Controller/DataCORDER Port	1
14	30-00407-02SV		Battery Pack - Controller/DataCORDER Module - Optional	1
15	-		Module, Controller/DataCORDER - Refer to Section 5.1 - Includes:	-
16	66U1-5371-7		Screw, Hex Head, #10-24 x 1/2 lg. - SST	1
17	69NT35-2692		Washer, Fender, 0.063 Thick - SST	1
18	58-01184-00	NSI	Retainer, Screw, 0.141 ID	1
19	12-00275-14		Module, Communications Interface <b>NT0140,NT0192,NT0197,NT0204,NT0262,NT0265</b>	1
19	12-00275-04SV		Module, Communications Interface <b>NT0002,NT0015,NT0022,NT0060,NT0072,NT0074,NT0106,NT0108,NT0127,NT0138,NT0178,NT0183,NT0208,NT0226,NT0245,NT0246,NT0253,NT0267,NT0273,NT0280,NT0307,NT0317,NT0336,NT0365</b> - Includes:	1
19	12-00275-08SV		Module, Communications Interface <b>NT0001,NT0017,NT0018,NT0035,NT0062,NT0078,NT0079,NT0084,NT0085,NT0095,NT0096</b> Includes:	1
20	66U1-3442-2		Stud, Fastener, 1/4 turn, 0.705 lg. - SST	4
21	66U1-9212-1		Retainer, Push-on	4
22	69NT41-872	NSI	Bracket, Display	1
23	12-00402-26		Card, Controller/DataCORDER Configuration Software	1
23	12-00397-00/5114		Card, Controller/DataCORDER Operation Software <b>NT0197,NT0204,NT0262,NT0265</b>	1
23	12-00397-00/5114		Card, Controller/DataCORDER Operation Software	1
24	22-01777-00SV		Connector (EC A-K) - 30 Pin	1
25	22-01777-01SV		Connector (EC L-Y) - 30 Pin	1
26	22-01556-02		Connector (KA) - 14 Pin	1
27	22-01556-01		Connector (KB) - 10 Pin	1
28	22-01621-03	NSI	Connector (MK) - 9 Pin	1
NS	22-01621-23		Connector (KP) - 9 Pin (Connects to Ribbon Cable)	1
29	22-01621-02		Connector (MB) - 16 Pin	1
30	22-01622-01		Connector (MA) - 12 Pin	1
31	22-01622-02		Connector (MB) - 16 Pin	1
32	22-01622-00		Connector (MC) - 8 Pin	1
33	22-02396-03	NSI	Connector (CIC) - 7 Pin	1
34	22-02396-02		Connector (CIB) - 3 Pin	1
35	22-01556-00		Connector (CIA) - 7 Pin	1
NS	22-01777-03		Socket, 20 AWG	A/R
NS	22-01777-02		Socket, 18 AWG (Used for HPS & HTT Only)	A/R
NS	22-01777-04		Plug, Sealing	A/R
NS	22-01713-03		Wire Harness, Display Module to Controller/DataCORDER Module	1
NS	22-01713-02		Wire Harness, Key Pad to Display Module	1
NS	22-50157-00	NSI	Wire Harness, Controller to Current Sensing Transformer	1
NS	62-02735-00	NSI	Label, Warning, Don't use 12-00327 ! - (Located on the control box behind the Controller/DataCORDER module.)	1
NS	62-02738-00	NSI	Label, Warning, 5xxx Series - (Located on the bottom panel of the control box between the transformer and the Communications Interface module.)	1

**2.8 CONDENSER FAN MOTOR AND COIL SECTION**



**Condenser Fan Grill shown in reverse to pick-up hinge view.**

**Prior to NT0265**

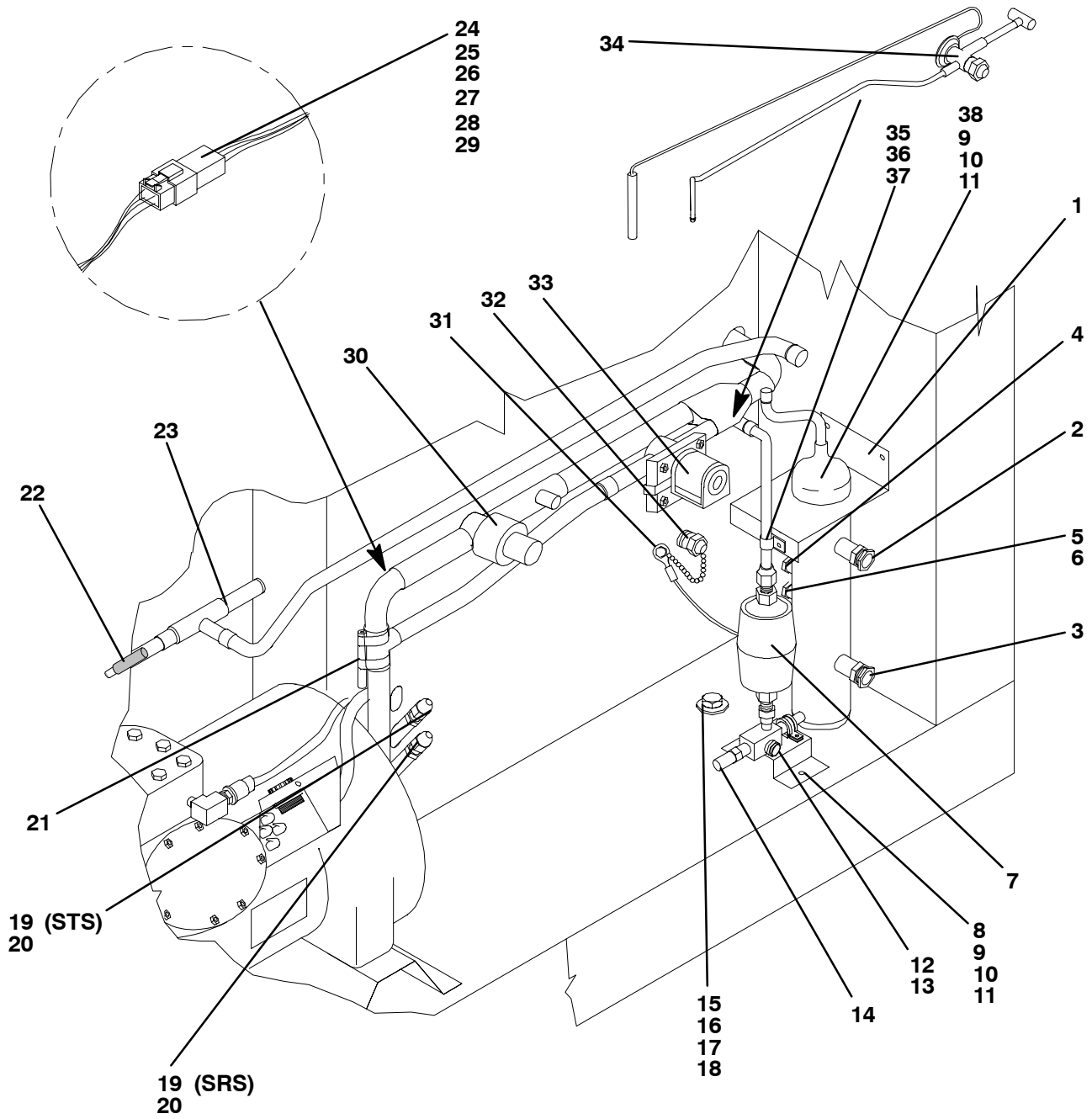


**Starting with NT0265**

ITEM	PART NO.	DESCRIPTION	QTY
<b>2.8 CONDENSER FAN MOTOR AND COIL SECTION</b>			
1	69NT43-148-2	Cover, Condenser Coil - Blue	1
1	69NT43-148-4	Cover, Condenser Coil - White	1
2	69NT43-202-6SV	Coil, Condenser (Copper) - 4 row enhanced - <b>See Model Chart</b> - Includes Mylar Washers	1
2	69NT43-202-8SV	Coil, Condenser (Copper) - 2 row enhanced - <b>See Model Chart</b> - Includes Mylar Washers	1
NS	69NT35-8703	Protector (Apply between frame and coil & coil cover)	4
3	66U1-5361-25	Capscrew, Hex Head, 1/4-20 x 3/4 lg. - SST	10
4	66U1-5321-7	Washer, Flat, 1/4 - SST	10
5	58-50013-02	Washer, Mylar, 1/4 ID X 3/4 OD	10
6	58-50013-04	Washer, Mylar, 1/4 ID X 1.00 OD	2
NS	34-06053-05	Washer, Mylar, 13/64 ID X 39/64 OD	2
NS	58-04026-00	Protector, Mylar (Apply between coil mounting & frame RH side)	1
NS	58-04026-03	Protector, Mylar (Apply to top side center coil mounting)	1
NS	58-04026-04	Protector, Mylar (Apply between coil mounting & frame, RH & LH sides)	2
NS	58-04026-06	Protector, Mylar (Apply to center between frame & coil & coil cover)	2
NS	58-04026-08	Protector, Mylar (Apply to top side of coil bracket, RH & LH sides)	2
NS	58-04026-09	Protector, Mylar (Apply under coil center bracket attached to frame)	1
NS	58-04026-10	Protector, Mylar (Apply between coil & coil cover, RH & LH sides)	2
NS	58-04026-11	Protector, Mylar (Apply between coil mounting & frame LH side)	1
7	69NT35-3547	Bracket, Condenser Motor Mount	1
8	54-00541-00	NLO Motor, Condenser Fan - Includes:	1
8	54-00549-00	Motor, Condenser Fan - Includes:	1
9	PL	Key, 3/16 Square x 1-3/8 lg. - SST	1
NS	54-00122-21	Bearing	2
NS	22-50088-00	Capacitor (20µf) - <b>Used with 54-00541-00</b>	1
NS	54-00521-23	Capacitor (15µf) - <b>Used with 54-00549-00</b>	1
10	66U1-5361	Screw, Hex Head, 5/16-18 x 1-1/4 lg. - SST	4
11	34-01181-01	Washer, Flat, 5/16 - SST	8
12	58-50013-00	Washer, Mylar, 1.0 OD x 3/8 ID	4
13	34-00667-12	Locknut, 5/16-18 - SST	4
14	69NT35-6112	Protector, Condenser Fan Motor Mounting	2
15	38-00503-00	Fan, Condenser ( <b>17-1/2 diameter</b> ) - <b>Composite</b> - Includes:	1
NS	PL	Set Screw, Square Head, 5/16-24 x 5/8 lg. - SST	2
16	34-06053-05	Washer, Mylar, 13/64 ID x 39/64 OD	4
17	69NT43-228-1	Grille and Venturi Assembly - Includes: <b>Prior to NT0265</b>	1
18	66U1-6811-8	Screw, Retaining - Phillips Head, 0.300-0.625	2
18	66U1-6811-12	Screw, Retaining - Phillips Head, 0.300-0.625 <b>NT0183, NT0208</b>	1
19	34-06169-00	Washer, Retaining	2
20	44-01116-00	Hinge	2
21	66U1-2403	Screw, Truss Head, #10-24 x 1/2 lg. - SST	4
22	66U1-5331-3	Washer, Lock, #10 - SST	4
23	66U1-5321-8	Washer, Flat, #10 - SST	4
24	58-04101-00	Protector, Mylar (Apply between Grille Hinge and Frame)	2
25	58-04101-01	Protector, Mylar (Apply between Grille and Retaining Nut)	2
26	34-01167-01	Nut, Retaining	2
27	58-50013-00	Washer, Mylar - 0.250 ID x 0.800 OD	2
28	66U1-8912	Label, Rotation	1
29	76-00704-00	Grille and Venturi Assembly - Includes: <b>Starting with NT0265</b>	1
NS	66U1-8912	Label, Rotation	1
30	76-50075-00	Hinge Kit - Includes:	2
31	44-00374-00	Hinge	2
32	58-04101-07	NSI Protector, Mylar	4
33	34-06179-00	NSI Screw, Hex Head, #10-24 x 7/16 lg. - SST	8
34	66U1-6811-8	Screw, Retaining	2
34	66U1-6811-12	Screw, Retaining	2
35	34-01226-00	Washer, Retaining	2
36	58-50013-04	Washer, Mylar, 1/4 ID x 1.00 OD	2
37	69NT35-2692-1	NSI Washer, Fender 1/4 - SST	2
38	34-01142-01	Receptacle	2
39	34-00928-02	NSI Rivet, Blind, 1/8 Diameter, Grip Range - 1/8-3/16 - SST	4



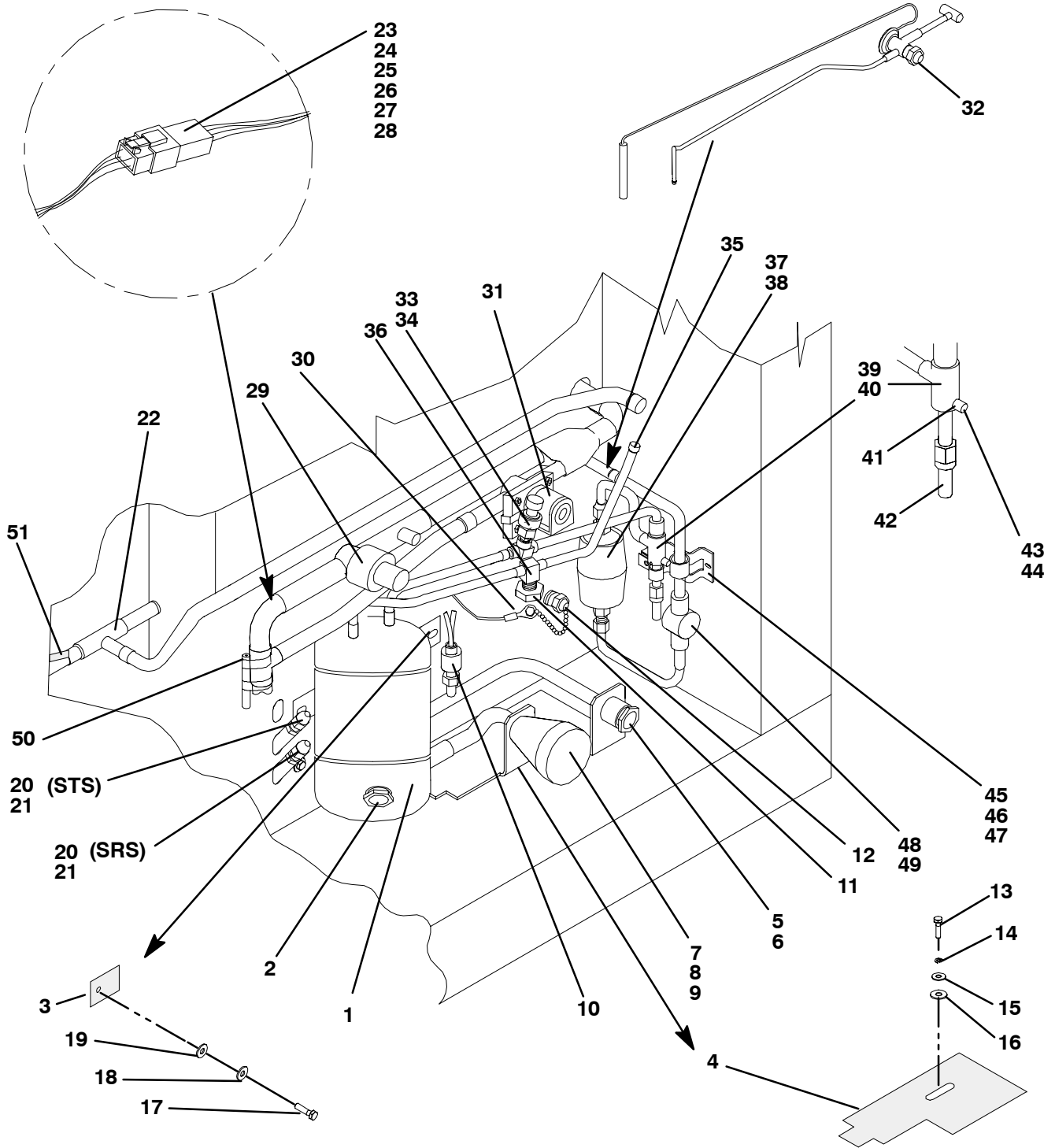
**2.9 RECEIVER AND TUBING SECTION**



ITEM	PART NO.	DESCRIPTION	QTY
<b>2.9 RECEIVER AND TUBING SECTION</b>			
1	69NT43-403-2	Receiver, Electro-Coated Modular, Coppe - Includes:	1
2	14-00220-01	Glass, Sight, w/Red Balls, 1/2-14 npt	1
3	14-00221-01	Indicator, Moisture-Liquid	1
4	14-01032-14	Plug, Fusible, 3/8 npt - Brass	1
4	14-00215-04	NSI Disc, Rupture - 3/8 npt - Optional	1
NS	22-02448-00SV	Connector, Female (Located on wire harness)	1
5	12-00352-00	Transducer, Condenser Pressure (CPT)	1
6	EC39DM062	Valve, Schrader	1
7	66U1-7472-1	Filter-Drier	1
8	69NT43-277	NSI Bracket, Liquid Line Valve	1
9	66U1-5361-25	Screw, Hex Head, 1/4-20 x 3/4 lg. - SST	A/R
10	66U1-5321-7	Washer, Flat, 1/4 - SST	3
11	58-50013-02	Washer, Mylar, 0.250 ID x 0.800 OD	4
12	40-00520-01	Coupling, M15 - Brass - Includes:	1
13	40-00520-03	Cap, Service Port	1
14	14-00222-00	Valve, Liquid Line	1
15	66U1-5361-7	NSI Bolt, Hex Head, 3/8-16 x 1.00 lg. - SST	1
16	AU11JR241	Washer, Lock, 3/8 - SST	1
17	66U1-5321-5	Washer, Flat, 3/8 - SST	1
18	58-50013-00	Washer, Mylar, 0.375 ID x 1.00 OD	1
19	12-00395-01SV	Sensor Assembly (STS & SRS)	2
20	22-02319-00	Cap, Probe (Includes locknut and sealing nut)	2
20	58-04277-00SV	Cap, Probe (Includes Grommet) <b>NT0187 &amp; UP</b>	2
NS	58-04279-00	NSI Cover, Probe <b>NT0187 &amp; UP</b>	1
21	12-01104-05	Sensor, Thermistor (CPSS) <b>NT0015,NT0018,NT0022,NT0046,NT0060,NT0072,NT0073,NT0074,NT0121,NT0139,NT0208,NT0224,NT0226,NT0246,NT0252,NT0253,NT0267,NT0280,NT0298,NT0307,NT0317,NT0333</b>	1
22	12-01105-02	Sensor, Thermistor (CPDS) <b>NT0015,NT0018,NT0022,NT0046,NT0060,NT0072,NT0073,NT0074,NT0121,NT0139,NT0208,NT0224,NT0226,NT0246,NT0252,NT0253,NT0267,NT0280,NT0298,NT0307,NT0317,NT0333</b>	1
23	14-00204-00	Valve, Pressure Regulator	1
24	22-01613-08	Receptacle, 4 Pin (SSV/SMV)	1
24	22-01613-00	Receptacle, 2 Pin (SMV) <b>NT0074,NT0091,NT0094,NT0097,NT0099,NT0102,NT0103,NT0105-NT0110,NT0112 &amp; UP</b>	1
25	22-01613-09	Lock, Secondary, 4 Pin (SSV/SMV)	1
25	22-01613-01	NSI Lock, Secondary, 2 Pin (SMV) <b>NT0074,NT0091,NT0094,NT0097,NT0099,NT0102,NT0103,NT0105-NT0110,NT0112 &amp; UP</b>	1
26	22-01613-14	Contact, Pin #16 (SSV/SMV)	A/R
27	22-01613-10	Plug, 4 Pin (SSV/SMV)	1
27	22-01613-02	NSI Plug, 2 Pin (SMV) <b>NT0074,NT0091,NT0094,NT0097,NT0099,NT0102,NT0103,NT0105-NT0110,NT0112 &amp; UP</b>	1
28	22-01613-11	Lock, Secondary, 4 Pin (SSV/SMV)	1
28	22-01613-03	NSI Lock, Secondary, 2 Pin (SMV) <b>NT0074,NT0091,NT0094,NT0097,NT0099,NT0102,NT0103,NT0105-NT0110,NT0112 &amp; UP</b>	1
29	22-01613-15	Contact, Socket #16 (SSV/SMV)	A/R
30	-	Valve, Modulating Solenoid - <b>Refer to Section 2.20</b>	-
31	12-00305-04	Sensor, Ambient Thermistor (AMBS)	1
32	66U1-8662	Cap & Chain, Supply Air Thermometer Port <b>NT0001,NT0062,NT0079,NT0085,NT0096,NT0169,NT0212,NT0214,NT0224,NT0243,NT0260,NT0417</b>	1
33	-	Valve, Suction Solenoid - <b>Refer to Section 2.18</b>	-
34	14-00212-03SV	Valve, Quench, Thermostatic Expansion - Includes:	1
NS	14-00212-21	Kit, Repair - Includes:	1
NS	NSS	Power Head	1
35	34-00373-05	Clamp, Tube, 1/2 inch Diameter Cushion	1
36	66U1-5371-6	NSI Screw, Hex Head, Slotted, #10-24 x 3/4 lg. - SST	1
37	34-06053-05	Washer, Mylar, 0.205 ID x 0.600 OD	1
38	58-04026-23	NSI Protector, Mylar	1

ITEM	PART NO.	DESCRIPTION	QTY
------	----------	-------------	-----

**2.10 WATER-COOLED CONDENSER AND TUBING SECTION**



-	69NT42-914	Kit, Condenser/Receiver (For Field Installation - <b>See NOTE</b> ) - Includes:	1
1	69NT42-914-1	Condenser/Receiver ( <b>See Model Chart</b> ) - Includes:	1
2	14-00220-00	Sight Glass, w/red balls, 1/2 npt	1
3	58-00956-00	Protector, Mylar	2
4	58-00957-00	Protector, Mylar	1
5	66U1-2763-5	Coupling (Water-In)	1
6	66U2-1142	Cap, Dust	1

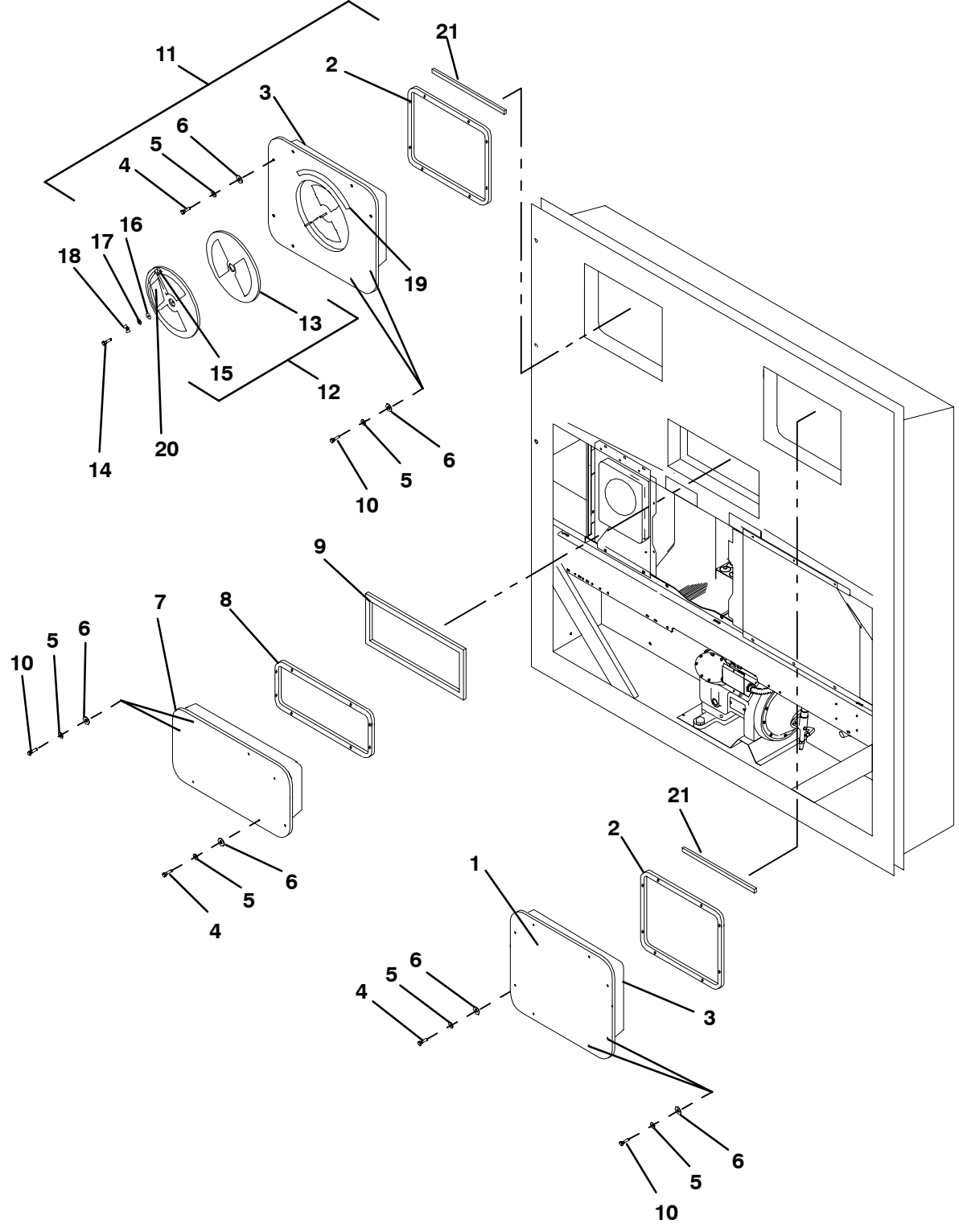
NSI

ITEM	PART NO.		DESCRIPTION	QTY
<b>2.10 WATER-COOLED CONDENSER AND TUBING SECTION</b>				
7	66U1-2763-6	NSI	Coupling, Socket - <b>NT0278,NT0318</b>	1
7	40-01129-00		Coupling, Self Draining - Includes:	1
8	42-50000-00		Seal, O-Ring	1
9	66U2-1152		Cap, Dust	1
10	12-01071-01SV		Switch, Water Pressure	1
11	14-00215-03		Disc, Rupture, 3/8 npt	1
12	66U1-8662		Cap & Chain, Supply Air Thermometer Port <b>NT0002,NT0017,NT0078,NT0084,NT0095,NT0098,NT0124,NT0146,NT0214,NT0217,NT0243,NT0260</b>	1
13	66U1-5361-7		Bolt, Hex Head, 3/8-16 x 1.00 lg. - SST	1
14	66U1-5321-5		Washer, Flat, 3/8 - SST	1
15	AU11JR241		Washer, Lock, 3/8 - SST	1
16	58-50013-00		Washer, Mylar, 3/8 ID x 1.00 OD	1
17	66U1-5361-25		Capscrew, Hex Head, 1/4-20 x 3/4 lg. - SST	2
18	66U1-5321-7		Washer, Flat, 1/4 - SST	2
19	58-50013-02		Washer, Mylar, 1/4 ID x 13/16 OD	2
20	12-00395-01SV		Sensor Assembly (STS & SRS)	2
21	22-02319-00		Cap, Probe (Includes locknut and sealing nut)	2
21	58-04277-00SV		Cap, Probe (Includes Grommet) <b>NT0187 &amp; UP</b>	2
NS	58-04279-00	NSI	Cover, Probe <b>NT0187 &amp; UP</b>	1
22	14-00204-00		Valve, Pressure Regulator	1
23	22-01613-08		Receptacle, 4 Pin (SSV/SMV)	1
23	22-01613-00		Receptacle, 2 Pin (SMV) <b>NT0095,NT0098,NT0124 &amp; UP</b>	1
24	22-01613-09		Lock, Secondary, 4 Pin (SSV/SMV)	1
24	22-01613-01	NSI	Lock, Secondary, 2 Pin (SMV) <b>NT0095,NT0098,NT0124 &amp; UP</b>	1
25	22-01613-14		Contact, Pin #16 (SSV/SMV)	A/R
26	22-01613-10		Plug, 4 Pin (SSV/SMV)	1
26	22-01613-02	NSI	Plug, 2 Pin (SMV) <b>NT0095,NT0098,NT0124 &amp; UP</b>	1
27	22-01613-11		Lock, Secondary, 4 Pin (SSV/SMV)	1
27	22-01613-03	NSI	Lock, Secondary, 2 Pin (SMV) <b>NT0095,NT0098,NT0124 &amp; UP</b>	1
28	22-01613-15		Contact, Socket #16 (SSV/SMV)	A/R
29	-		Valve, Modulating Solenoid - <b>Refer to Section 2.20</b>	-
30	12-00305-04		Sensor, Ambient Thermistor (AMBS)	1
31	-		Valve, Suction Solenoid - <b>Refer to Section 2.18</b>	-
32	14-00212-03SV		Valve, Quench, Thermostatic Expansion - Includes:	1
NS	14-00212-21		Kit, Repair - Includes:	1
NS	NSS		Power Head	1
-	76-00677-00		Accessory Kit, Water-Cooled Condenser Tubing - Includes:	-
33	06DA403-844		Valve, Schrader	1
34	12-00352-00		Transducer, Condenser Pressure (CPT)	1
35	69NT41-477	NSI	Tube Assembly - Includes:	1
36	DE41CA203		Tee, 1/2 x 1/2 x 3/8 npt - Brass	1
37	66U1-7472-1		Filter-Drier	1
38	69NP20-1031		Clamp, Filter-Drier - Includes:	1
NS	58-50014-00		Gasket (16 ft., Cut to length)	1
39	69NT41-497	NSI	Tube Assembly - Includes:	1
40	66U1-8552-2		Valve, Liquid Line - Includes:	1
41	40-00086-04		Cap, Flare - 1/4	1
42	17-21002-01		Cap, Valve	1
43	40-00520-01		Coupling, M15 - Brass - Includes:	1
44	40-00520-03		Cap, Service Port	1
45	69NT35-3387	NSI	Bracket	1
46	66U1-5381-1		Screw, Hex Head, #10-24 x 3/4 lg. - SST	2
47	34-06053-05		Washer, Mylar, 0.205 ID x 0.600 OD	2
48	69NT41-487	NSI	Tube Assembly - Includes:	1
49	14-01092-03		Indicator, Liquid Moisture - Brass	1
50	12-01104-05		Sensor, Thermistor - CPSS <b>NT0183,NT0417</b>	1
51	12-01105-02		Sensor, Thermistor - CPDS <b>NT0183,NT0417</b>	1

**NOTE:** Must order condenser tubing accessory kit P/N 76-00677-00 when ordering P/N 69NT42-914 for field installation on units provisioned for a water-cooled condenser.

ITEM	PART NO.	DESCRIPTION	QTY
------	----------	-------------	-----

2.11 UPPER FRESH AIR MAKEUP AND ACCESS PANEL SECTION



1	79-01697-06SV	Panel, Access ( <b>See NOTE 1</b> ) - Includes:	1
1	69NT41-912	Panel, Access w/Retaining Washers NT0001,NT0002,NT0017, NT0062,NT0078,NT0079,NT0084,NT0085,NT0187,NT0198,NT0199, NT0200,NT0212,NT0243,NT0275,NT0277NT0307,NT0317,NT0334 ( <b>See NOTE 1</b> ) - Includes:	1
2	42-00296-01	Gasket	1
3	42-00327-00	Gasket, - 0.26 x 0.50 Halfmoon	1

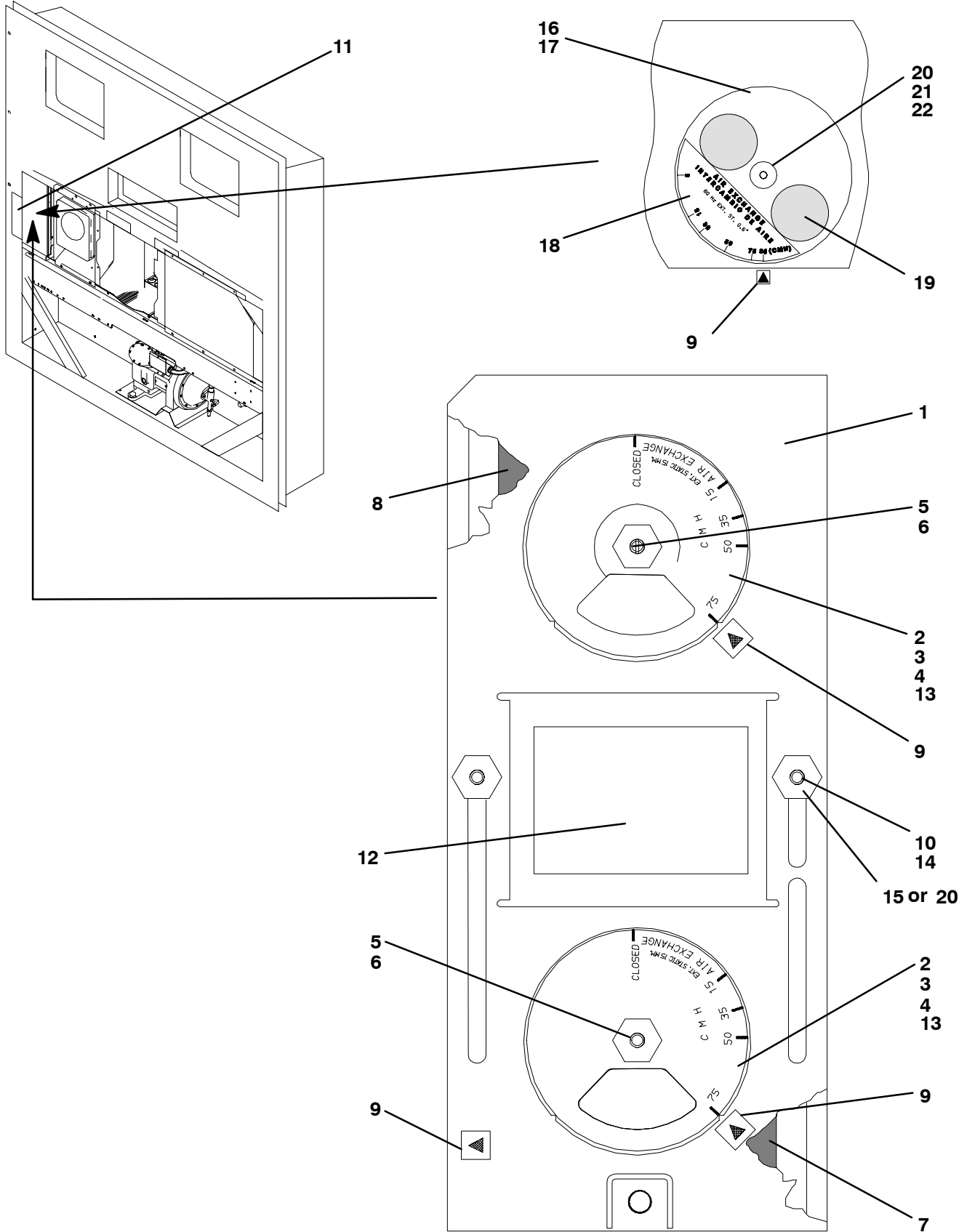
ITEM	PART NO.		DESCRIPTION	QTY
<b>2.11 UPPER FRESH AIR MAKEUP AND ACCESS PANEL SECTION</b>				
4	34-00655-08	NSI	Capscrew, Hex Head, 1/4-20 x 1 lg. - SST	18
5	34-00662-11		Washer, Flat, 1/4 - SST	24
6	58-50013-02		Washer, Mylar, 1/4 ID X 0.80 OD	24
7	79-01697-07SV		Panel, Access - Includes:	1
7	79-01697-01		Panel, Access w/Retaining Washers <b>NT0001,NT0002,NT0017,NT0062,NT0078,NT0079,NT0084,NT0085, NT0187,NT0198,NT0199,NT0200,NT0212,NT0243, NT0275,NT0277</b> - Includes:	1
8	42-00296-00		Gasket	1
9	66U1-8115		Gasket, Access Panel, - Seal Adhesive, Back Pressure Sensitive, 4.0 Long x 1/2 Thick (20 ft., Cut to Length)	1
10	34-06154-00		Screw, Hex Head, 1/4-20 x 1.00 lg. - TIR	6
11	79-01697-06SV		Panel, Access <b>NT0074,NT0140,NT0183,NT0191,NT0192, NT0197,NT0201,NT0204,NT0208,NT0226,NT0246,NT0307, NT0317,NT0334</b> - Includes:	1
2	42-00296-01		Gasket	1
3	42-00327-00		Gasket, - 0.26 x 0.50 Halfmoon	1
11	79-01694-00		Panel w/Retaining Washers and Medfly Screen, Fresh Air Makeup <b>NT0001,NT0002,NT0015,NT0017,NT0018,NT0022,NT0060,NT0062, NT0072,NT0078,NT0079,NT0084,NT0085,NT0187,NT0198,NT0199, NT0200,NT0212,NT0243,NT0275,NT0277,NT0315,NT0354,NT0381, NT0385</b> - Includes:	1
11	79-01695-00		Panel, Fresh Air Makeup - Includes:	1
2	42-00296-01		Gasket	1
3	42-00327-00		Gasket, - 0.26 x 0.50 Halfmoon	1
12	74-00201-02		Kit, Disc and Stud Assembly ( <b>See NOTE 2</b> ) - Includes:	1
13	42-00394-00	NSI	Gasket (One Piece)	1
13	74-00201-01		Kit, Gasket and Stud Assembly ( <b>See NOTE 3</b> )	1
NS	NSS		Stud Assembly, 5/16-18	1
14	34-06185-01		Screw, Machine Pan Head, #8-32 x 1/2 lg. - SST	1
15	66CH1-1002-33		Label, Arrow	1
16	34-06053-19	NSI	Washer, Mylar .312 I.D. x 1.00 O.D.	1
17	66U1-5321-13	NSI	Washer, Flat, 5/16 - SST	1
18	66U1-5362-2	NSI	Nut, Wing, 5/16-18 - SST	1
19	62-02723-00		Label, Fresh Air - <i>English</i>	1
19	62-02723-01		Label, Fresh Air - <i>English/French</i> <b>NT0007</b>	1
19	62-02723-02		Label, Fresh Air - <i>English/Spanish</i> <b>NT0035,NT0046,NT0056NT0067, NT0068,NT0071,NT0081,NT0082,NT0088,NT0089,NT0090,NT0092, NT0097,NT0107,NT0121,NT0139,NT0151,NT0165,NT0168,NT0177, NT0180,NT0202,NT0207,NT0236,NT0238,NT0239,NT0252,NT0258, NT0278NT0281,NT0318,NT0417</b>	1
19	62-02723-03		Label, Fresh Air - <i>English w/Full CMH</i> <b>NT0008,NT0073,NT0091, NT0102,NT0131,NT0137,NT0185,NT0213,NT0218,NT0240,NT0244 NT0266</b>	1
19	62-02723-04		Label, Fresh Air - <i>English/Spanish w/Full CMH</i> <b>NT0015,NT0018,NT0022,NT0060,NT0072,NT0157</b>	1
19	62-02723-05		Label, Fresh Air - <i>English/Chinese</i> <b>NT0051,NT0143,NT0152,NT0190, NT0250,NT0289,NT0298,NT0303,NT0325,NT0333,NT0341,NT0388</b>	1
19	62-02723-06		Label, Fresh Air - <i>Taiwanese/Chinese</i> <b>NT0125,NT0126,NT0153, NT0154,NT0274</b>	1
19	62-02723-08		Label, Fresh Air - <i>English/Spanish</i> - Yellow Background <b>NT0187, NT0198,NT0199,NT0200,NT0275,NT0277NT0315,NT0354, NT0381,NT0385</b>	1
19	62-02723-09		Label, Fresh Air - <i>English/Japanese/Chinese</i> <b>NT0224</b>	1
20	62-02783-00		Label, Fresh Air <b>NT0015,NT0018,NT0022,NT0060,NT0072</b>	1
21	66U1-2552-185	NSI	Gasket, 0.75 x 1.5 x 16.63	2

**NOTE 1:** Access panels with Transfresh option should be ordered from Transfresh, see section 2.13 for address.

**NOTE 2:** Disc and stud assembly kit will modify stud to 5/16-18, also includes new design disc and gasket

**NOTE 3:** Must order 74-00201-01 stud assembly kit, which will modify stud to 5/16-18, and include 42-00407-01 (1 piece) gasket.

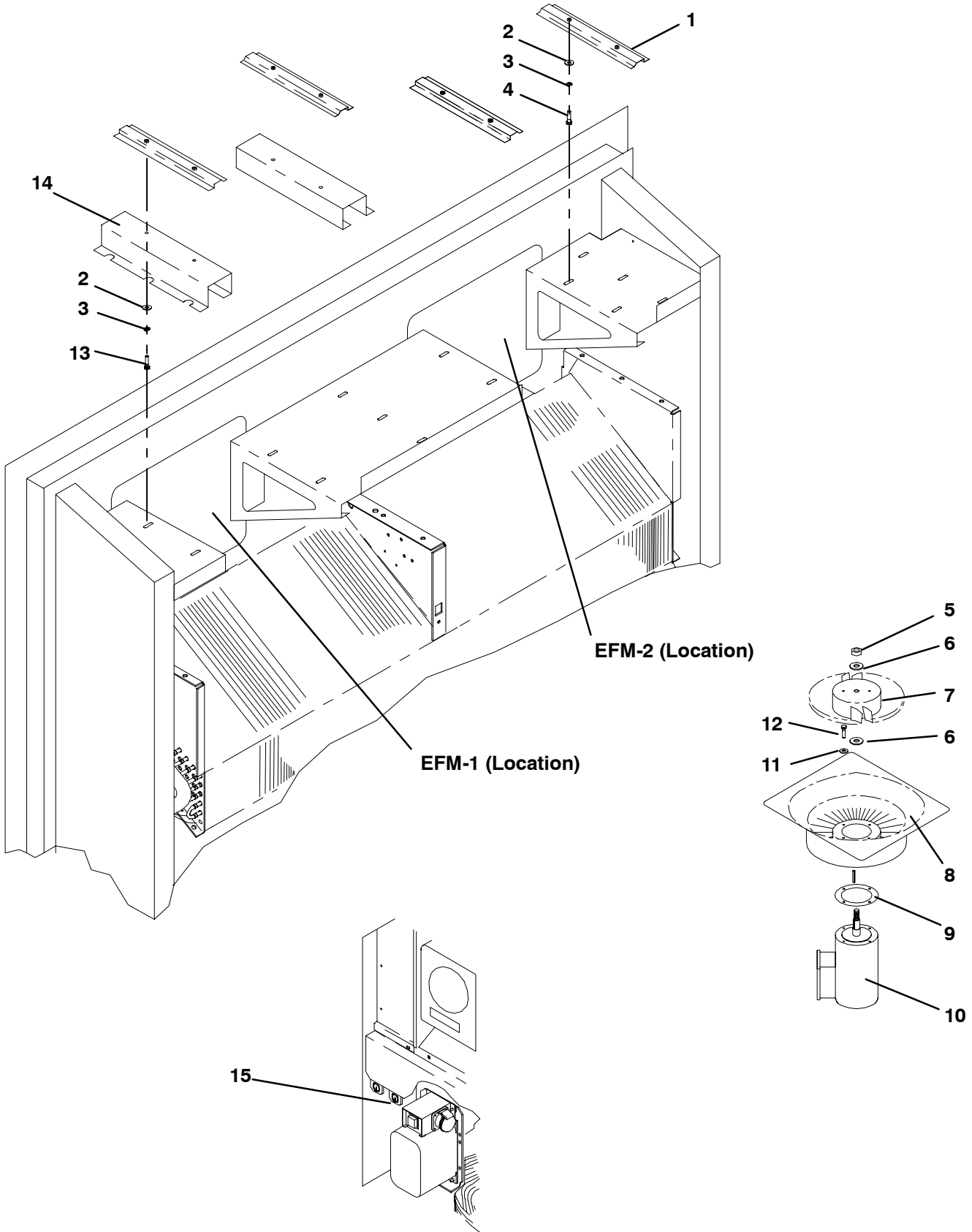
**2.12 LOWER FRESH AIR MAKEUP VENT**



ITEM	PART NO.	DESCRIPTION	QTY
<b>2.12 LOWER FRESH AIR MAKEUP VENT</b>			
1	69NT41-852-1	Cover, Fresh Air Makeup <b>NT0074,NT0140,NT0191,NT0192,NT0197,NT0201,NT0204,NT0226,NT0246,NT0253,NT0267,NT0280,NT0307,NT0317,NT0334</b> - Includes:	1
2	69NT40-976-3	Cover Assembly, Air Bleed - Includes:	2
3	42-00233-01	NSI Gasket, Air Exchange	2
4	69NT35-1417	NSI Label, Air Exchange - <i>English</i> <b>NT0074,NT0183,NT0208</b> <b>NT0226,NT0246,NT0307,NT0317</b>	2
4	68-10244-00	NSI Label, Air Exchange - <i>English/Spanish</i> <b>NT0140,NT0191,NT0192,NT0197,NT0201</b>	2
4	69NT35-9238	NSI Label, Air Exchange - <i>English/Spanish</i> <b>NT0334</b>	2
5	34-06092-00	NSI Nut, Hex, 1/4-20 UNC-2B - SST	2
5	34-06183-00	NSI Nut, Retaining <b>NT0197,NT0204,NT0262,NT0265</b>	2
6	58-50013-04	Washer, Mylar, 1/4 ID x 1.00 OD	2
7	42-00295-01	NSI Gasket, Cover	1
8	42-00295-00	NSI Gasket, Cover	1
9	66CH1-1002-33	NSI Label, Arrow	3
10	69NT41-782	Bushing	2
11	69NT35-1287	Label, Fresh Air Exchange - <i>English</i> <b>NT0074,NT0183,NT0208</b> <b>NT0226,NT0246,NT0253,NT0267,NT0280,NT0307,NT0317</b>	1
11	62-10344-00	NSI Label, Fresh Air Exchange - <i>English/Spanish</i> <b>NT0140,NT0191,NT0192,NT0201,NT0204,NT0262,NT0265,NT0334</b>	1
12	69NT35-7012	Label, Fresh Air <b>NT0307,NT0317</b>	1
13	58-04263-01	Screen Assembly, Medfly - Optional	2
14	66U1-5321-7	Washer, Flat, 1/4 - SST	2
15	34-06092-00	NSI Nut, Hex, 1/4-20 UNC-2B - SST	A/R
16	69NT41 -972-1	Disc Assembly <b>NT0035,NT0072</b> - Includes:	1
17	42-00330-00	NSI Gasket	1
18	62-02792-03	NSI Label, Lower Air Exchange	1
19	58-04263-00	NSI Screen, Medfly	2
20	66U1-5362-1	NSI Nut, Wing, 1/4-20 - SST	A/R
21	69NT35-2692-1	Washer, Fender, 1/4 - SST	1
22	58-50013-04	Washer, Mylar, 1.00 OD x 0.25 ID	1



**2.13 EVAPORATOR FAN ASSEMBLY AND TRANSFRESH OPTION**

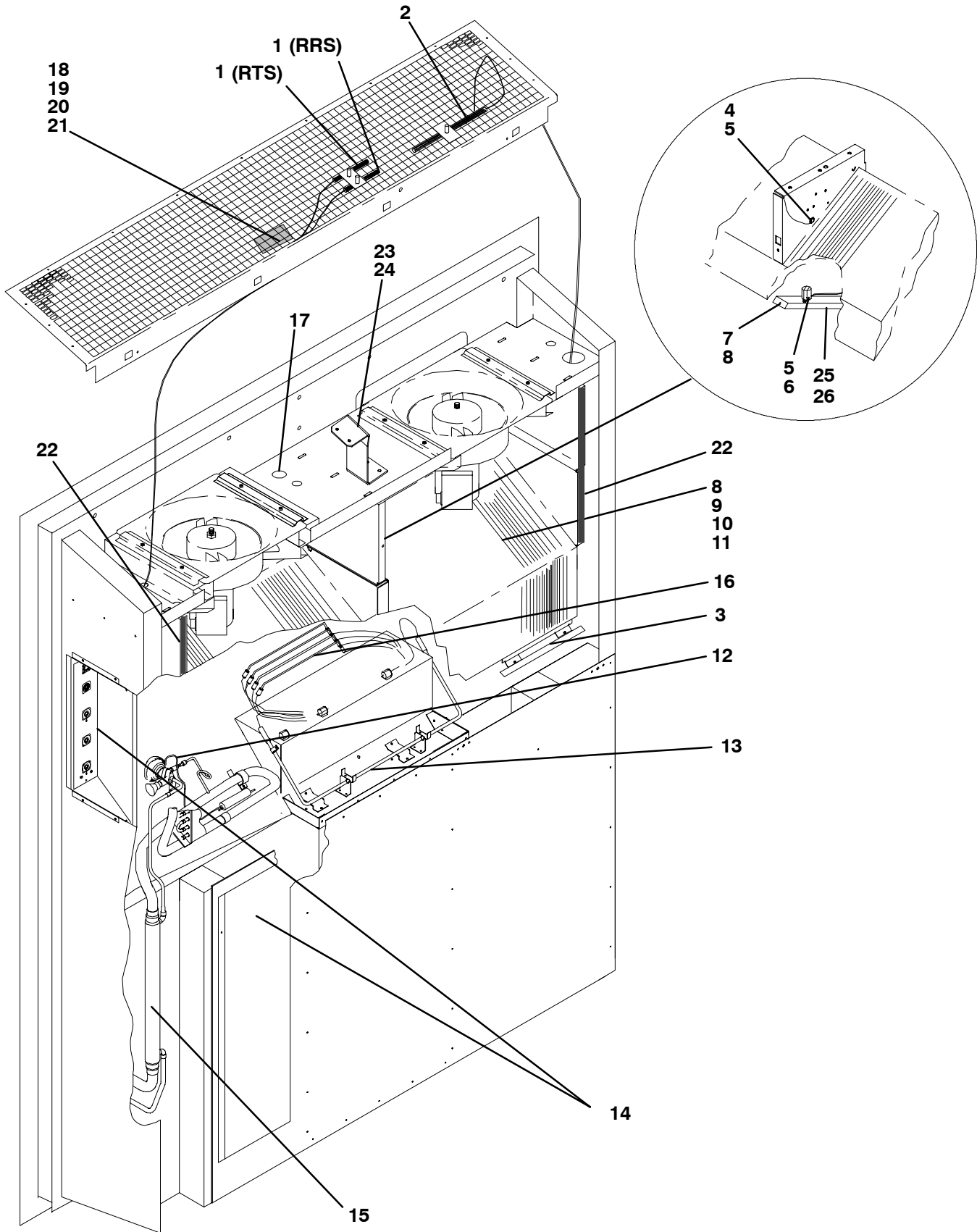


**Partial view of the lower left corner of the unit.**

ITEM	PART NO.	DESCRIPTION	QTY
<b>2.13 EVAPORATOR FAN ASSEMBLY AND TRANSFRESH OPTION</b>			
1	69NT43-295	Mounting Bracket, Evaporator Fan Assembly	4
2	69NT35-2692-1	Washer, Fender	8
3	34-00663-11	NSI Washer, Lock, 1/4 - SST	8
4	34-06165-09	Screw, Hex Head, 1/4-20 x 1-1/4 lg. - SST	8
5	34-00795-17	Nut, Self Locking, 5/8-18 - SST	2
6	34-00616-06	NSI Washer, Special, 5/8 - SST	4
7	38-00508-00	Fan, Evaporator	2
8	48-00262-00	Stator, Evaporator	2
9	58-04066-00	Protector - Mylar	2
10	54-00521-06	NLO Motor, Evaporator Fan - Includes:	2
10	54-00548-00	Motor, Evaporator Fan - Includes:	2
NS	54-00122-20	Bearing, Front (Shaft End)	1
NS	54-00122-21	Bearing, Rear (Opposite Shaft End)	1
NS	54-00521-22	Capacitor (5 µF) Low Speed	1
NS	54-00521-23	Capacitor (15 µF) High Speed - <b>Used with 54-00521-06</b>	1
NS	54-50088-00	NSI Capacitor (20 µF) High Speed - <b>Used with 54-00548-00</b>	1
NS	22-01614-02	Receptacle - <b>Used on 54-00548-00</b>	1
NS	22-01614-05	Strain Relief	1
NS	22-01613-14	Pin #16, Contact - <b>Used on 22-01614-02</b>	A/R
NS	22-01614-03	Plug (Located on wire harness)	1
NS	22-01613-15	Socket, Contact - <b>Used on 22-01614-03</b>	A/R
11	66U1-5321-3	Washer, Flat, 1/4 - SST	8
12	34-06165-09	Screw, Hex Head, 1/4-20 x 1-1/8 lg. - SST	8
-	76-00681-00	Kit, Transfresh Field Installation (For units with NO Transfresh Provision) - Includes:	-
13	34-00655-28	NSI Screw, Hex Head, 1/4-20 x 3-1/2 lg. - SST	4
14	69NT35-6348	Bracket	2
NS	58-04242-00	Pipe Assembly, PVC	1
* 15	69NT35-8734-4	Cable Assembly, Transfresh Communications Connector (TCC)	1
*NS	69NT35-8734-14	Cable Assembly, Rear (Transfresh)	1
*NS	69NT35-8734-9	Cable, Power - A2C (Transfresh) <b>Prior to NT0112</b>	1
*NS	69NT35-8734-12	Cable, Power - A2C (Transfresh) <b>Starting with NT0112</b>	1
*NS	69NT35-8734-5	Hose Assembly, Air (Transfresh)	1
*NS	69NT35-8734-6	Fuse Assembly, In-line (Transfresh)	1

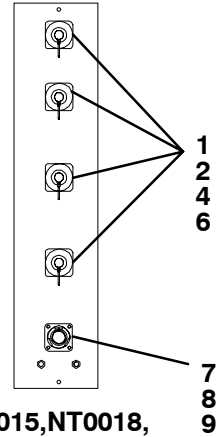
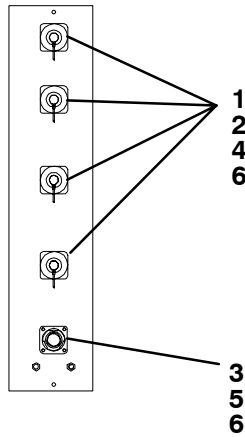
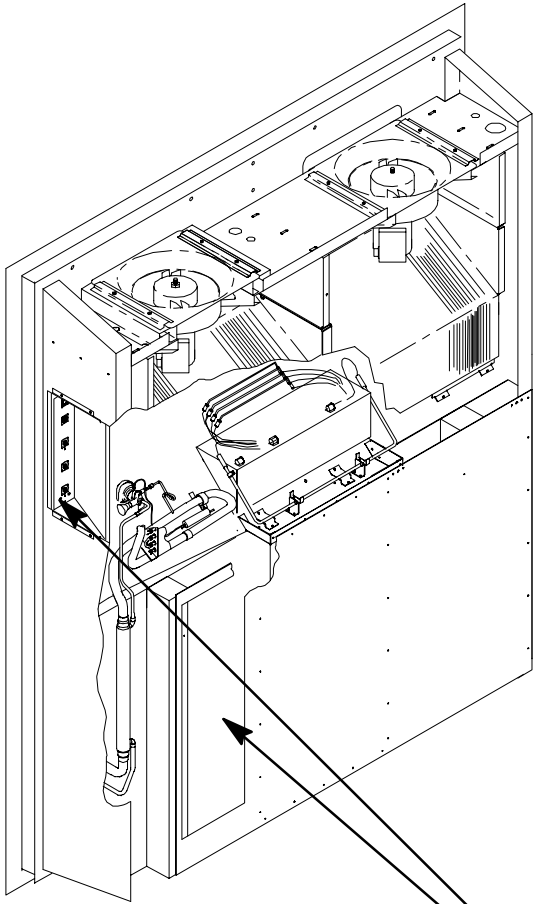
\* **NOTE:** Contact - TransFresh Corp., P.O. Box 1788, Salinas, CA 93902 to order these parts.

2.14 EVAPORATOR COIL SECTION - REAR PANELS REMOVED



ITEM	PART NO.	DESCRIPTION	QTY
<b>2.14 EVAPORATOR COIL SECTION - REAR PANELS REMOVED</b>			
1	12-00395-01SV	Sensor Assembly (RRS & RTS)	2
2	-	Sensor, Thermistor, (Recording Thermometer) - <b>Refer to Section 2.21</b> -	-
3	-	Sensor, Thermistor, (Recording Thermometer) <b>NT0073</b> - <b>Refer to Section 2.21</b>	-
4	12-00305-05	Sensor, Thermistor, Defrost (DTS)	1
5	34-01178-22	NSI Screw, Hex Head, #8-32 x 1/2 lg. - SST (For mounting DTS)	3
6	66U1-6912-16	Thermostat, Heat Termination (HTT)	1
7	AA06JA166	NSI Capscrew, Hex Head, 1/4-20 x 1/2 lg.	1
8	AU11JR171	Washer, Lock, 1/4 - SST	10
9	69NT43-208-3	Coil, Evaporator (Does not include thermostats or heaters)	1
9	69NT43-208-5	Coil, Evaporator - Varnished (Does not include thermostats or heaters) <b>NT0091,NT0102,NT0125,NT0126,NT0131,NT0137,NT0153,NT0154, NT0185,NT0187,NT0190,NT0198,NT0199,NT0213,NT0218,NT0244, NT0250,NT0266,NT0274,NT0275,NT0277,NT0298,NT0315,NT0333, NT0354,NT0381,NT0385</b>	1
NS	69NT35-6522	Retainer (For Heaters)	3
NS	69NT35-6532	Clip (For Heaters)	4
10	66U1-5361-25	Capscrew, Hex Head, 1/4-20 x 3/4 lg. - SST	9
11	66U1-5321-3	Washer, Flat, 1/4 - SST	A/R
12	-	Valve, Thermostatic Expansion - <b>Refer to Section 2.17</b>	-
13	24-00003-00	Heater, Drain Pan	1
14	-	USDA Option - <b>Refer to Section 2.15</b>	-
15	65-00144-00	Exchanger, Heat	1
16	24-00006-02	Heater, Evaporator Coil	4
NS	66U1-3803-1	Tube, Heat Shrink - 1/2 x 2-3/4 lg.	A/R
17	58-00616-00	Plug, Hole (2 inch diameter) (Located on Fan Deck)	1
-	76-00675-01	Kit, Humidity Sensor <b>(Field installation, units provisioned for - See Model Chart)</b> - Includes:	-
18	10-00318-00	Sensor, Humidity (HS) <b>(See Model Chart)</b>	1
19	66U1-5371-10	NSI Screw, Hex Head, #10-24 x 1.00 lg. - SST - Optional	4
20	66U1-5321-8	Washer, Flat, #10 - SST	2
21	69NT41-182	Bracket Assembly, Humidity Sensor - Optional	1
22	66U1-2593-24	NSI Gasket, "V"	2
23	34-00928-09	Rivet, Blind 5/32 Diameter, Grip Range - 1/8-1/4	2
24	68-12815-00	NSI Bracket, Grille Support	1
25	68-12319-00	NSI Bracket Support	1
26	66U1-7452-3	Screw, Lag, 1/4 - 10 x 2.00 Hex Head	1

2.15 USDA OPTION



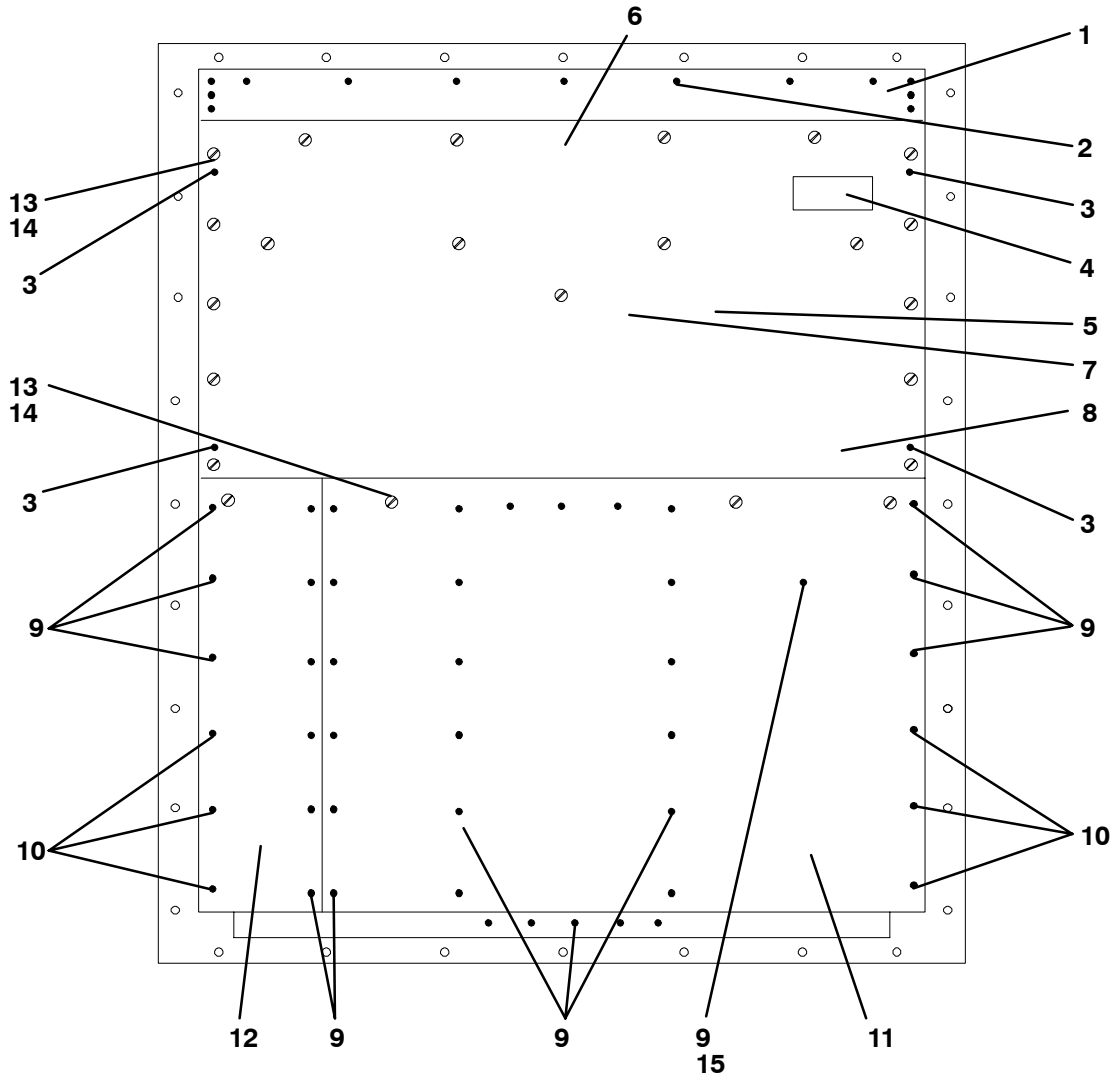
**NT0015,NT0018,  
NT0022,NT0060,  
NT0072,NT0074,  
NT0183,NT0208,  
NT0226,NT0246,  
NT0253,NT0267,  
NT0280,NT0307,  
NT0317**

ITEM	PART NO.		DESCRIPTION	QTY
<b>2.15 USDA OPTION</b>				
-	76-00684-00		Kit, USDA ( <b>For field installation, units provisioned for rear-mounted USDA - See Model Chart</b> ) - Includes:	-
-	76-00676-00		Kit, USDA ( <b>For field installation, units provisioned for side-mounted USDA - See Model Chart</b> ) - Includes:	-
1	22-01660-08		Plug, Sealing	4
2	22-01660-00	NSI	Receptacle (PR1, PR2, PR3, Cargo Probe 4) (3 Pin)	4
3	22-01660-03		Receptacle, Interrogator (ICR) (5 Pin)	1
NS	69NT41-992	NSI	Plate Assembly, USDA - Includes:	1
4	69NT43-175		Cap, Dust, with Tether (3 Pin)	4
5	69NT43-176		Cap, Dust, with Chain (5 Pin)	1
6	22-01613-14		Contact, Pin, #16 ( <b>Used with 22-01660-00 &amp; 22-01660-03</b> )	13
NS	69NT40-507-1	NSI	Door Assembly - <b>Included &amp; Used with rear-mount USDA only</b>	1
NS	22-01660-04		Plug, Interrogator Socket (ICR) (5 Pin) - Optional	1
7	22-02412-00		Receptacle, Interrogator (5 Pin) <b>NT0015,NT0018,NT0022,NT0060,NT0072,NT0074,NT0183,NT0208,NT0226,NT0246,NT0253,NT0267,NT0280,NT0307,NT0317</b>	1
8	22-02413-00		Cap, Dust, with Chain	1
* 9	22-02398-02		Socket, Contact (Silver Plated)	A/R
* 9	22-02398-03		Socket, Contact (Gold Plated)	A/R
NS	12-00342-00		Sensor Assembly (USDA Probe) - Optional - Includes: <b>NT0253,NT0267, NT0273,NT0279,NT0280</b>	4
NS	12-00342-02		Sensor Assembly (USDA Probe) <b>NT0074,NT0183,NT0208,NT0226,NT0246,NT0253,NT0267,NT0273,NT0279,NT0280,NT0307,NT0317</b> - Optional - Includes:	4
NS	22-50127-00	NSI	Plug, Socket (PR1, PR2, PR3, Cargo Probe 4) - Optional	1
NS	22-01613-15		Contact, Socket, #16 ( <b>Used with 22-50127-00 &amp; 22-01660-04</b> )	A/R

**NOTE:** Do not mix silver pins with gold pins and sockets.

ITEM	PART NO.	DESCRIPTION	QTY
------	----------	-------------	-----

**2.16 EVAPORATOR COIL SECTION - REAR PANELS ATTACHED**

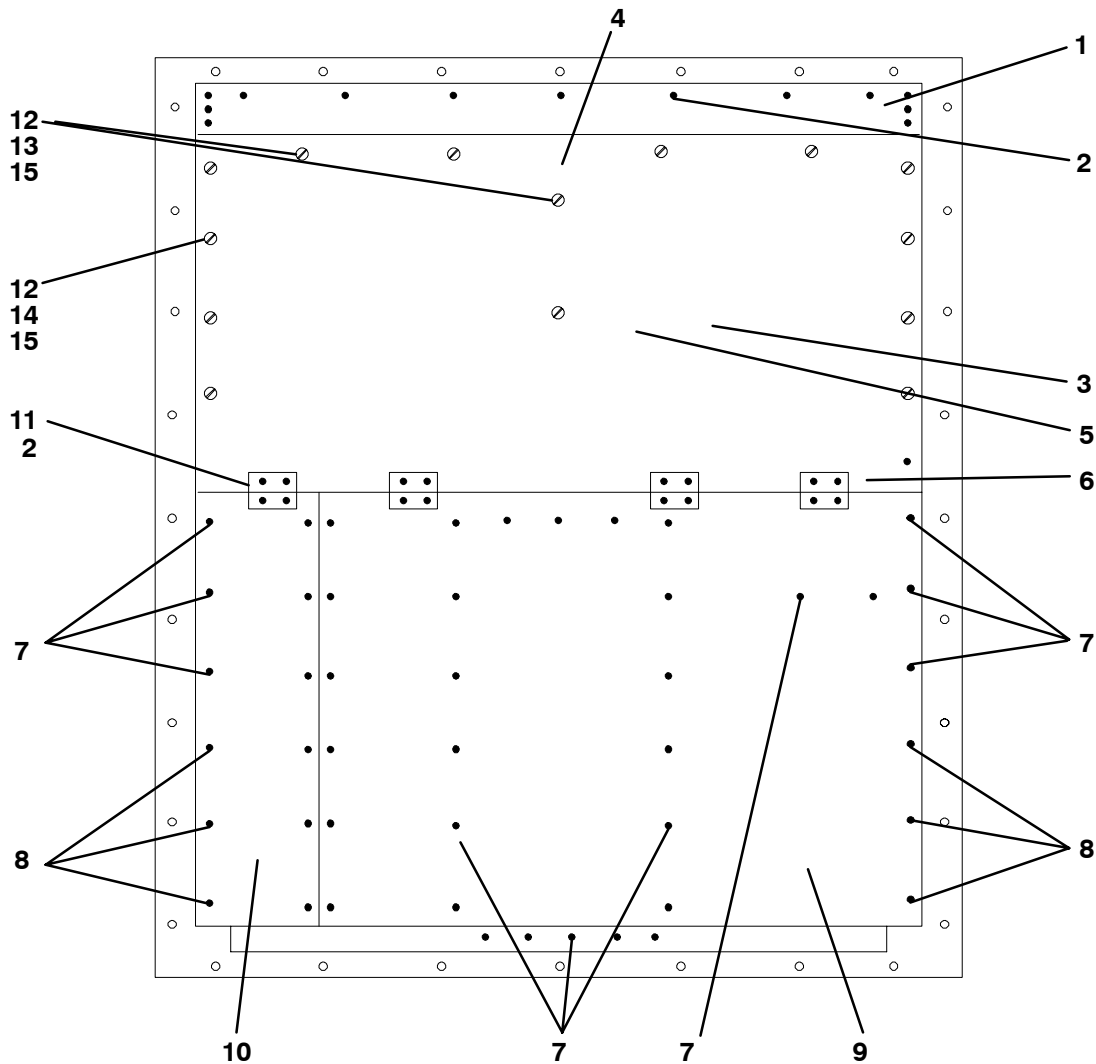


**UNITS WITH ALUMINUM BOLTED PANELS (STD.)**

1	69NT43-464		Grille, Top	1
NS	-		Bracket, Grille Support - <b>See Section 2.14</b>	-
2	34-00928-09	NSI	Rivet, Blind, 5/32 Diameter, Grip Range - 1/8-1/4	17
3	66U1-7982-2	NSI	Rivet, TIR, 3/16 Diameter, Grip Range - 5/64-11/64	4
4	62-02822-01	NSI	Label, Carrier Transicold	1
5	69NT41-942-5		Panel Assembly, Upper - Includes:	1
NS	NSS		Drain Pan, Side (Location - Behind upper panel)	2
NS	NSS		Drain Pan, Center (Location - Behind upper panel)	1
6	42-00334-00		Gasket (Location - Behind upper panel - Top)	1
7	42-00174-34	NSI	Gasket (Location - Behind upper panel - Middle)	1
8	42-00174-35	NSI	Gasket (Location - Behind upper panel - Bottom)	1
9	34-00928-02	NSI	Rivet, Blind, 1/8 Diameter, Grip Range - 1/8-3/16	41
10	34-00928-03	NSI	Rivet, Blind, 1/8 Diameter, Grip Range - 3/16-1/4	6
11	69NT35-6738		Panel, Bottom	1
12	69NT35-6738-1		Panel, Bottom (Provision for heat exchanger location)	1
13	66U1-2403		Screw, Machine, Truss Head, #10-24 x 1/2 lg. - SST	18
14	69NT35-2692		Washer, Fender, #10 x 1.00 OD - SST	18
NS	66U1-8075		Gasket (25 ft., Cut to length)	A/R
15	69NT35-2257	NSI	Duct, Air - <b>NT0074,NT0135,NT0140,NT0183,NT0191,NT0192,NT0197,NT0201,NT0204,NT0208,NT0226,NT0246,NT0253,NT0265,NT0262,NT0267,NT0273,NT0279,NT0280,NT0307,NT0317,NT0334</b>	1

ITEM	PART NO.	DESCRIPTION	QTY
------	----------	-------------	-----

**2.16 EVAPORATOR COIL SECTION - REAR PANELS ATTACHED**



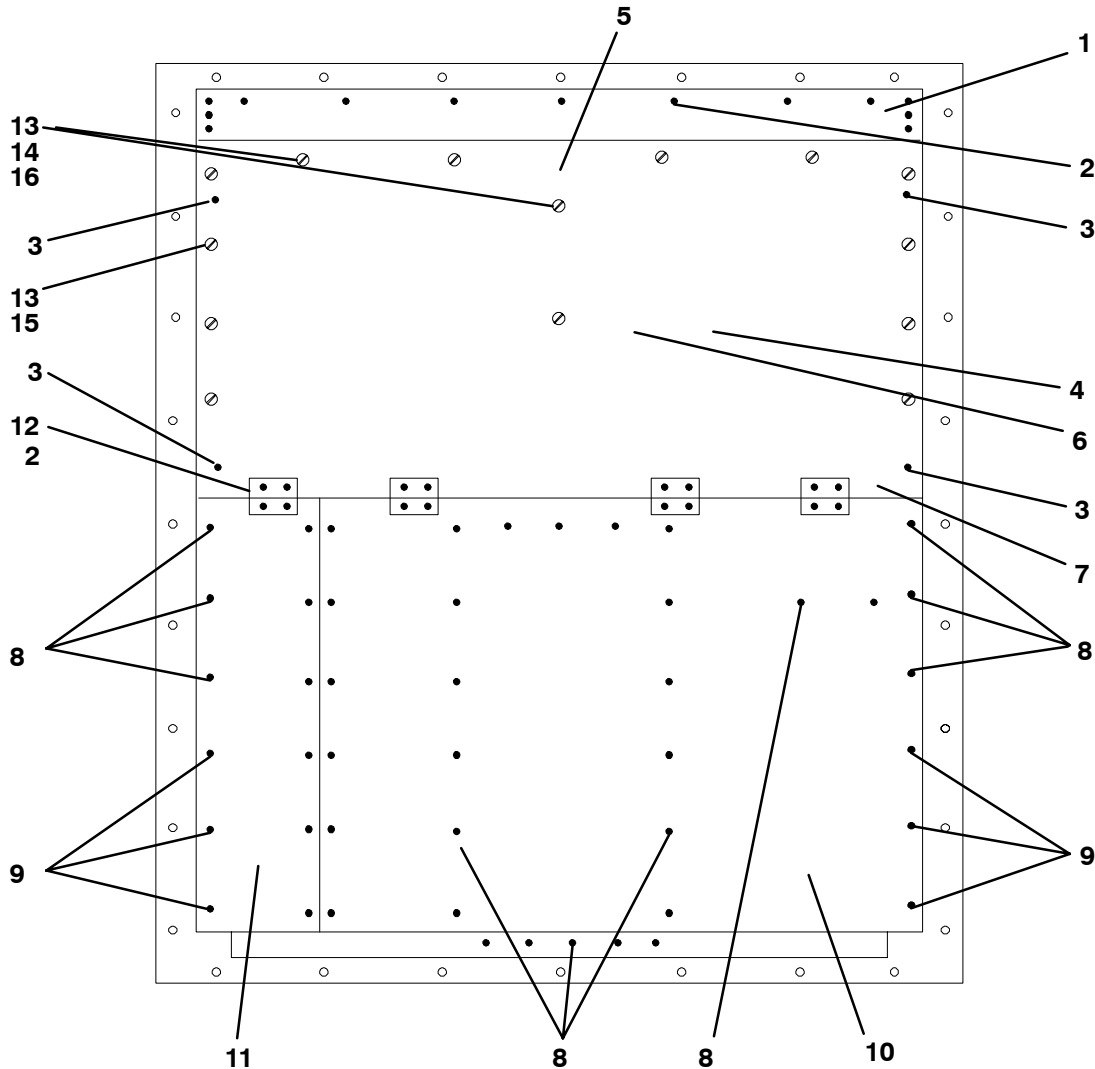
**NT0008  
UNITS WITH ALUMINUM HINGED PANELS**

1	69NT43-264	Grille, Top	1
NS	-	Bracket, Grille Support - <b>See Section 2.14</b>	-
2	34-00928-09	NSI Rivet, Blind, 5/32 Diameter, Grip Range - 1/8-1/4	33
3	69NT41-942-4	Panel Assembly, Upper - Includes:	1
NS	NSS	Drain Pan, Side	2
NS	NSS	Drain Pan, Center	1
4	42-00334-00	Gasket (Location - Behind upper panel - Top)	1
5	42-00174-34	NSI Gasket (Location - Behind upper panel - Middle)	1
6	42-00174-35	NSI Gasket (Location - Behind upper panel - Bottom)	1
7	34-00928-02	NSI Rivet, Blind, 1/8 Diameter, Grip Range - 1/8-3/16	41
8	34-00928-03	NSI Rivet, Blind, 1/8 Diameter, Grip Range - 3/16-1/4	9
9	69NT35-6738	Panel, Bottom	1
10	69NT35-6738-1	Panel, Bottom (Provision for heat exchanger location)	1
NS	66U1-8075	Gasket (25 ft., Cut to length)	A/R
11	69NT35-3282	Hinge	4
12	34-01150-30	Washer, Retaining	14
13	34-01150-06	Stud, 1/4 Turn, 1.03 lg.	6
14	34-01150-04	Stud, 1/4 Turn, 0.97 lg.	8
15	34-01150-31	Receptacle, Retaining	14



ITEM	PART NO.	DESCRIPTION	QTY
------	----------	-------------	-----

**2.16 EVAPORATOR COIL SECTION - REAR PANELS ATTACHED**

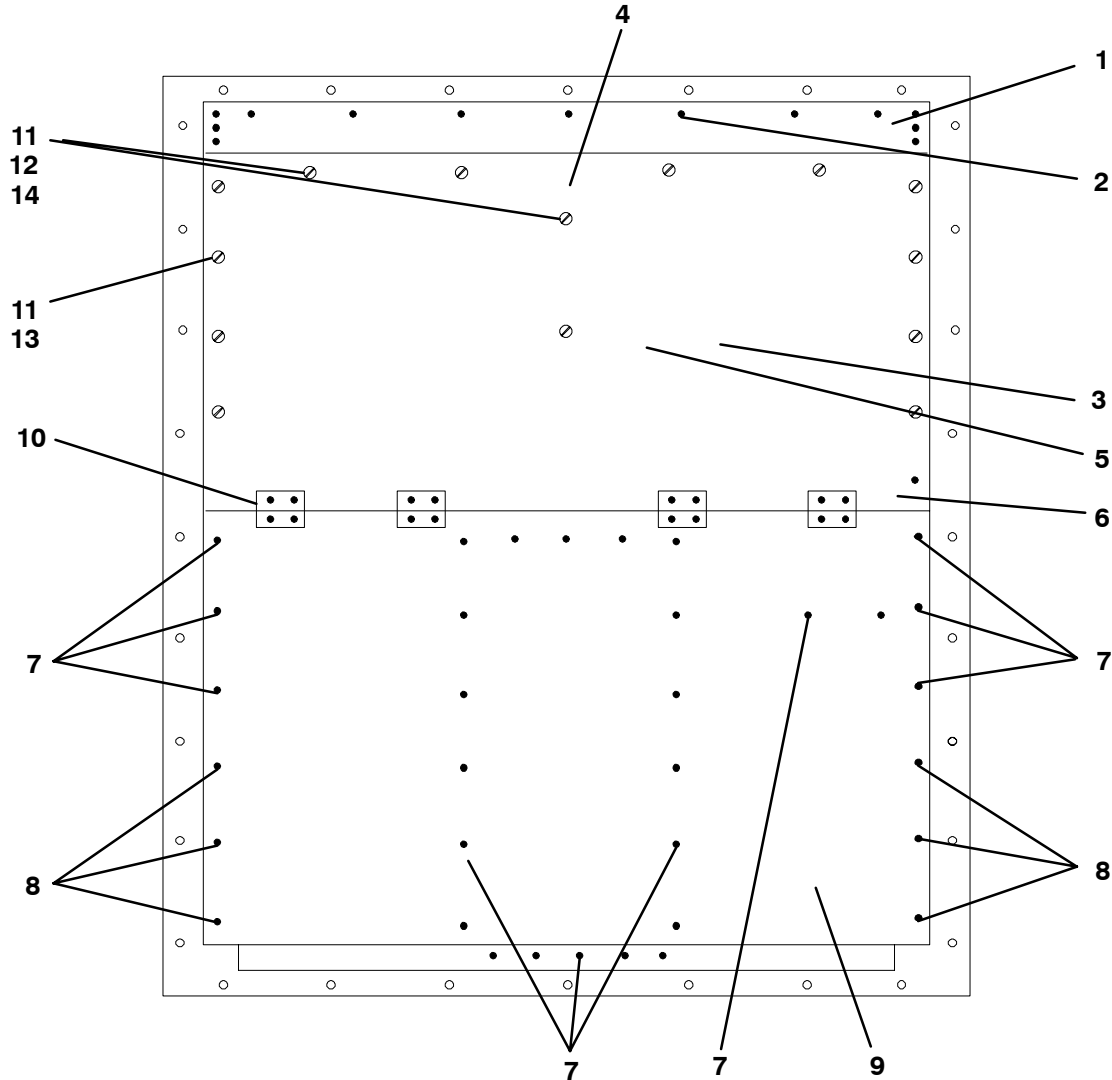


**NT0001,NT0002,NT0017  
UNITS WITH STAINLESS STEEL HINGED PANELS**

1	69NT43-264	Grille, Top	1
NS	-	Bracket, Grille Support - <b>See Section 2.14</b>	-
2	34-00928-09	NSI Rivet, Blind, 5/32 Diameter, Grip Range - 1/8-1/4	33
3	66U1-7982-2	NSI Rivet, TIR, 3/16 Diameter, Grip Range - 5/64-11/64	4
4	69NT41-942-5	Panel Assembly, Upper - Includes:	1
NS	NSS	Drain Pan, Side	2
NS	NSS	Drain Pan, Center	1
5	42-00334-00	Gasket (Location - Behind upper panel)	1
6	42-00174-34	NSI Gasket (Location - Behind upper panel - Middle)	1
7	42-00174-35	NSI Gasket (Location - Behind upper panel - Bottom)	1
8	34-00928-02	NSI Rivet, Blind, 1/8 Diameter, Grip Range - 1/8-3/16	41
9	34-00928-03	NSI Rivet, Blind, 1/8 Diameter, Grip Range - 3/16-1/4	9
10	69NT35-6598	Panel, Bottom	1
11	69NT35-6598-1	Panel, Bottom (Provision for heat exchanger location)	1
NS	66U1-8075	Gasket (25 ft., Cut to length)	A/R
12	69NT35-3282	Hinge	4
13	34-01150-30	Washer, Retaining	14
14	34-01150-06	Stud, 1/4 Turn, 1.03 lg.	6
15	34-01150-04	Stud, 1/4 Turn, 0.97 lg.	8
16	34-01150-31	Receptacle, Retaining	14

ITEM	PART NO.	DESCRIPTION	QTY
------	----------	-------------	-----

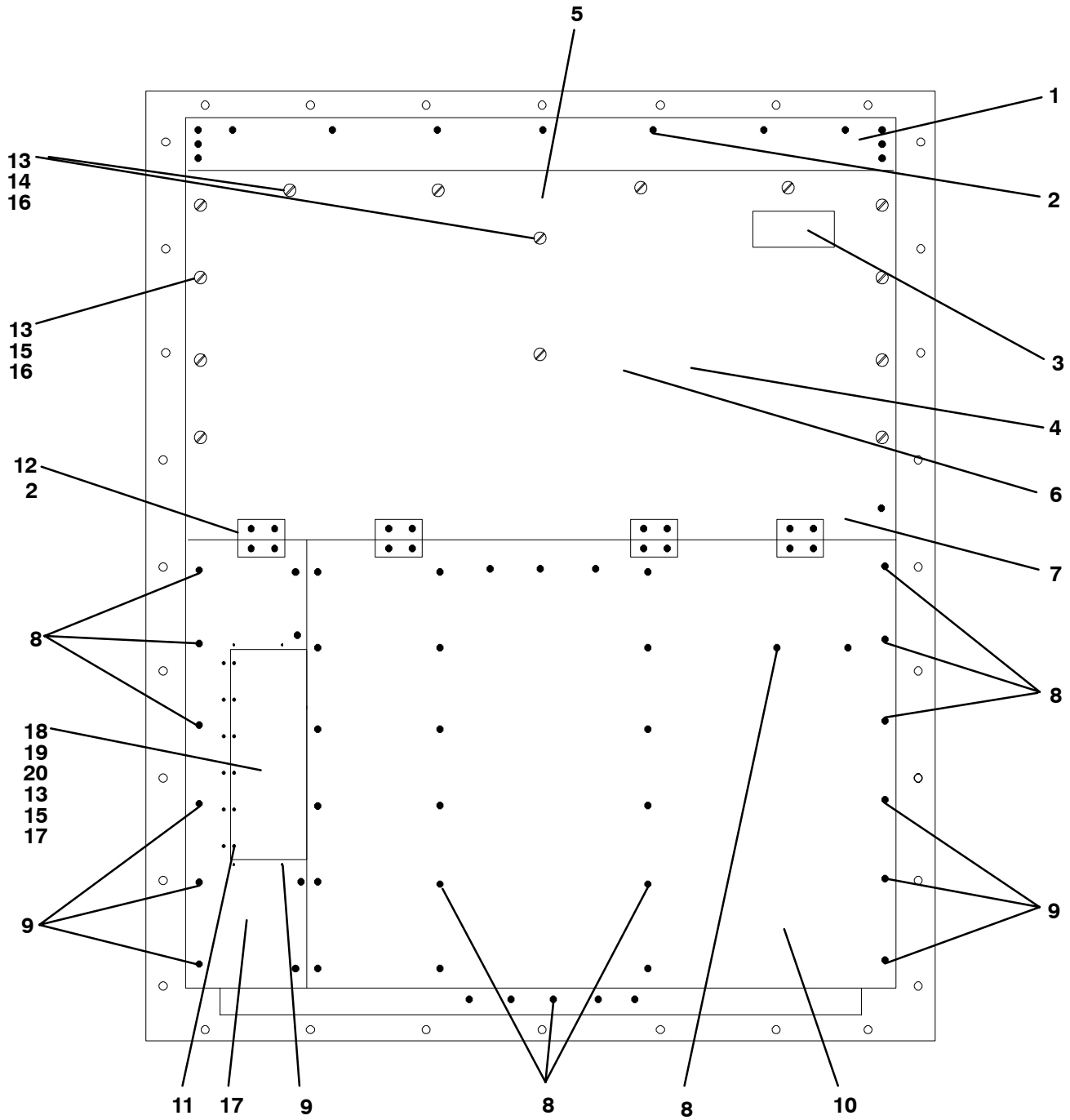
**2.16 EVAPORATOR COIL SECTION - REAR PANELS ATTACHED**



**NT0062,NT0078,NT0079,NT0084,NT0085,NT0095,NT0096  
UNITS WITH STAINLESS STEEL HINGED PANELS AND FULL LOWER PANEL**

1	69NT43-264	Grille, Top	1
NS	-	Bracket, Grille Support - <b>See Section 2.14</b>	-
2	34-00928-09	NSI Rivet, Blind, 5/32 Diameter, Grip Range - 1/8-1/4	33
3	69NT41-942-5	Panel Assembly, Upper - Includes:	1
NS	NSS	Drain Pan, Side	2
NS	NSS	Drain Pan, Center	1
4	42-00334-00	Gasket (Location - Behind upper panel - Top)	1
5	42-00174-34	NSI Gasket (Location - Behind upper panel - Middle)	1
6	42-00174-35	NSI Gasket (Location - Behind upper panel - Bottom)	1
7	34-00928-02	NSI Rivet, Blind, 1/8 Diameter, Grip Range - 1/8-3/16	30
8	34-00928-03	NSI Rivet, Blind, 1/8 Diameter, Grip Range - 3/16-1/4	6
9	69NT35-3494	NSI Panel, Bottom	1
NS	66U1-8075	Gasket (25 ft., Cut to length)	A/R
10	69NT35-3282	Hinge	4
11	34-01150-30	Washer, Retaining	14
12	34-01150-06	Stud, 1/4 Turn, 1.03 lg.	6
13	34-01150-04	Stud, 1/4 Turn, 0.97 lg.	8
14	34-01150-31	Receptacle, Retaining	14

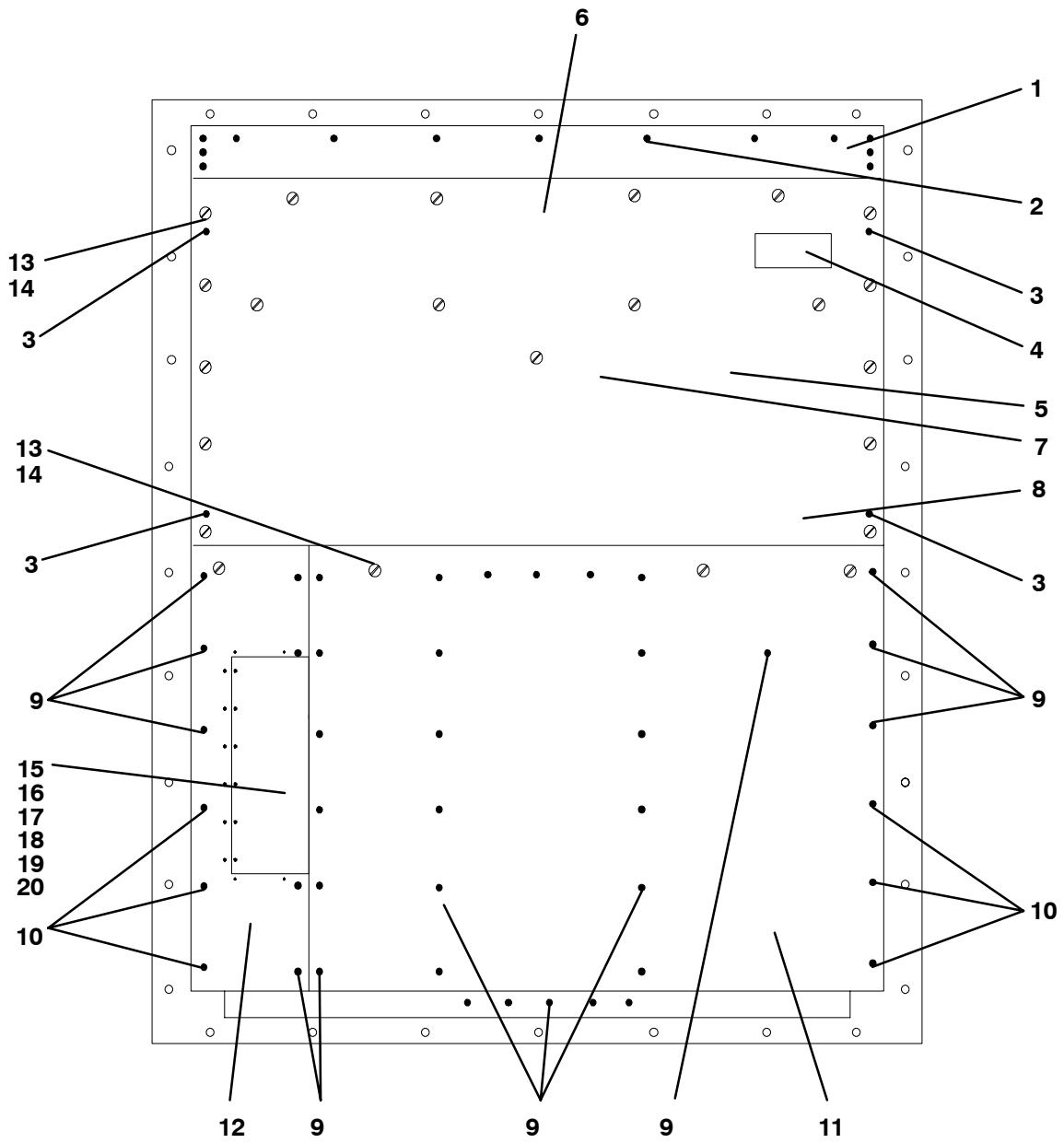
2.16 EVAPORATOR COIL SECTION - REAR PANELS ATTACHED



**NT0035,NT0091,NT0110,NT0213,NT0218,NT0244,NT0266  
UNITS WITH ALUMINUM HINGED PANELS**

ITEM	PART NO.		DESCRIPTION	QTY
<b>2.16 EVAPORATOR COIL SECTION - REAR PANELS ATTACHED</b>				
1	69NT43-264		Grille, Top	1
NS	-		Bracket, Grille Support - <b>See Section 2.14</b>	-
2	34-00928-09	NSI	Rivet, Blind, 5/32 Diameter, Grip Range - 1/8-1/4	33
3	62-02822-01	NSI	Label, Carrier Transicold	1
4	69NT41-942-4		Panel Assembly, Upper - Includes:	1
NS	NSS		Drain Pan, Side	2
NS	NSS		Drain Pan, Center	1
5	42-00334-00		Gasket (Location - Behind upper panel - Top)	1
6	42-00174-34	NSI	Gasket (Location - Behind upper panel - Middle)	1
7	42-00174-35	NSI	Gasket (Location - Behind upper panel - Bottom)	1
8	34-00928-02	NSI	Rivet, Blind, 1/4 Diameter, Grip Range - 1/8-3/16	41
9	34-00928-03	NSI	Rivet, Blind, 1/4 Diameter, Grip Range - 3/16-1/4	13
10	69NT35-6738		Panel, Bottom	1
11	69NT35-6738-2		Panel, Bottom	1
NS	66U1-8075		Gasket (25 ft., Cut to length)	A/R
12	69NT35-3282		Hinge	4
13	34-01150-30		Washer, Retaining	14
14	34-01150-06		Stud, 1/8 Turn, 1.03 lg.	6
15	34-01150-04		Stud, 1/8 Turn, 0.97 lg.	8
16	34-01150-31		Receptacle, Retaining	14
17	34-00928-04	NSI	Rivet, Blind, 1/8 Diameter, Grip Range - 1/4-5/16	6
18	69NT40-567-2		Door Assembly, Access- Includes:	1
13	34-01150-30		Washer, Retaining	2
15	34-01150-04		Stud, 1/4 Turn, 0.97 lg.	2
17	34-00928-04	NSI	Rivet, Blind, 1/8 Diameter, Grip Range - 1/4-5/16	6
19	66U1-2803-9		Hinge	1
20	69NT35-7662-2	NSI	Spacer, Hinge	1

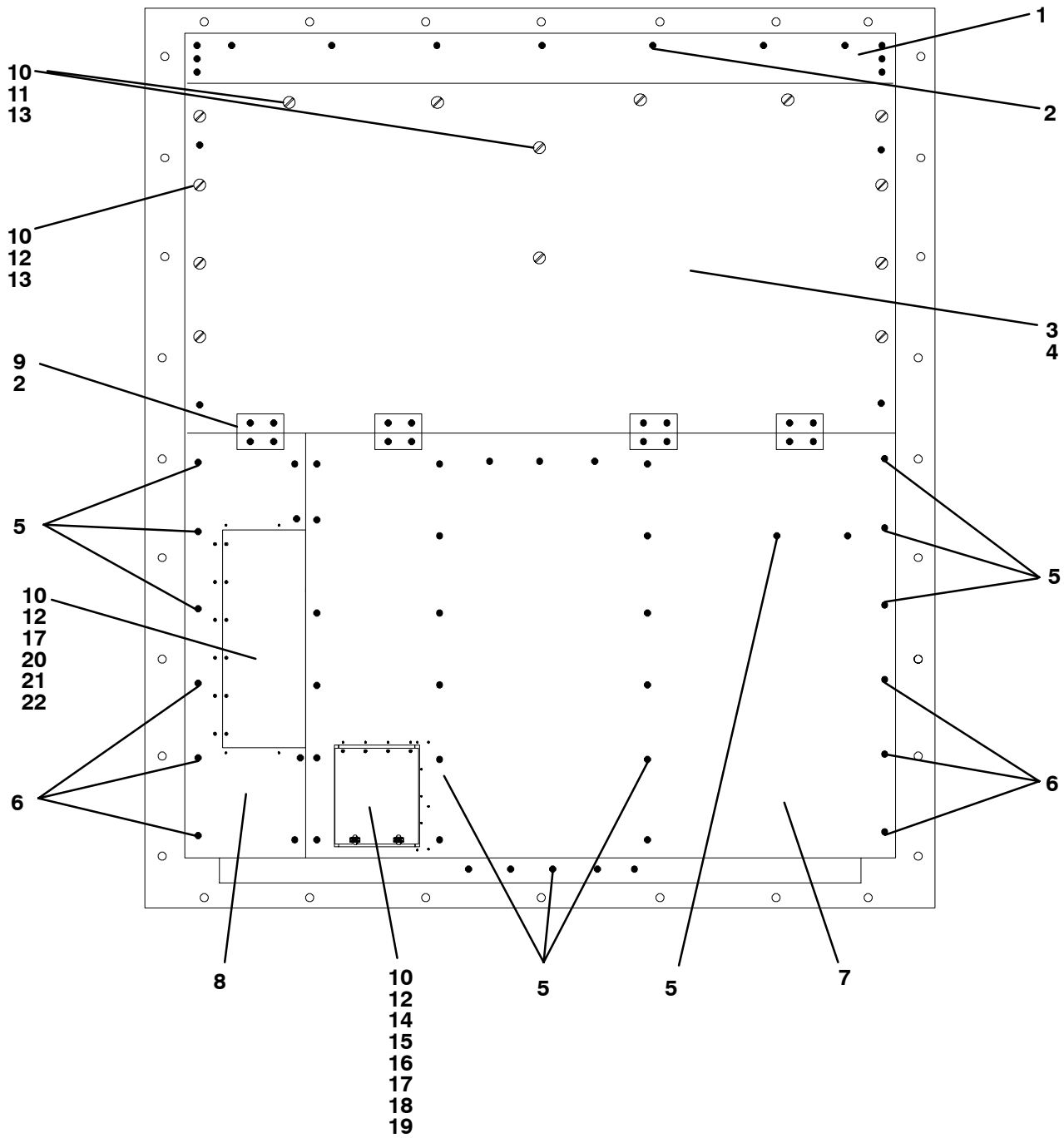
2.16 EVAPORATOR COIL SECTION - REAR PANELS ATTACHED



NT0106,NT0108,NT0125,NT0126,NT0153,NT0154,NT0163,NT0178,NT0245,NT0263  
 NT0295,NT0296,NT0302,NT0347,NT0348,NT0349,NT0414,NT0415,NT0429  
UNITS WITH ALUMINUM BOLTED PANELS

ITEM	PART NO.		DESCRIPTION	QTY
<b>2.16</b>	<b>EVAPORATOR COIL SECTION - REAR PANELS ATTACHED</b>			
1	69NT43-464		Grille, Top	1
NS	-		Bracket, Grille Support - <b>See Section 2.14</b>	-
2	34-00928-09	NSI	Rivet, Blind, 5/32 Diameter, Grip Range - 1/8-1/4	17
3	66U1-7982-2	NSI	Rivet, TIR, 3/16 Diameter, Grip Range - 5/64-11/64	4
4	62-02822-01	NSI	Label, Carrier Transicold	1
5	69NT41-942-3		Panel Assembly, Upper - Includes:	1
NS	NSS		Drain Pan, Side (Location - Behind upper panel)	2
NS	NSS		Drain Pan, Center (Location - Behind upper panel)	1
6	42-00334-00		Gasket (Location - Behind upper panel - Top)	1
7	42-00174-34	NSI	Gasket (Location - Behind upper panel - Middle)	1
8	42-00174-35	NSI	Gasket (Location - Behind upper panel - Bottom)	1
9	34-00928-02	NSI	Rivet, Blind, 1/8 Diameter, Grip Range - 1/8-3/16	41
10	34-00928-03	NSI	Rivet, Blind, 1/8 Diameter, Grip Range - 3/16-1/4	6
11	69NT35-6738		Panel, Bottom	1
12	69NT35-6738-2		Panel, Bottom (Provision for heat exchanger location)	1
13	66U1-2403		Screw, Machine, Truss Head, #10-24 x 1/2 lg. - SST	18
14	69NT35-2692		Washer, Fender, #10 x 1.00 OD - SST	18
NS	66U1-8075		Gasket (25 ft., Cut to length)	A/R
15	69NT40-567-2		Door Assembly, Access- Includes:	1
16	66U1-2803-9		Hinge	1
17	69NT35-7662-2	NSI	Spacer, Hinge	1
18	34-01150-30		Washer, Retaining	2
19	34-01150-04		Stud, 1/4 Turn, 0.97 lg.	2
20	34-00928-04	NSI	Rivet, Blind, 1/8 Diameter, Grip Range - 1/4-5/16	6

2.16 EVAPORATOR COIL SECTION - REAR PANELS ATTACHED

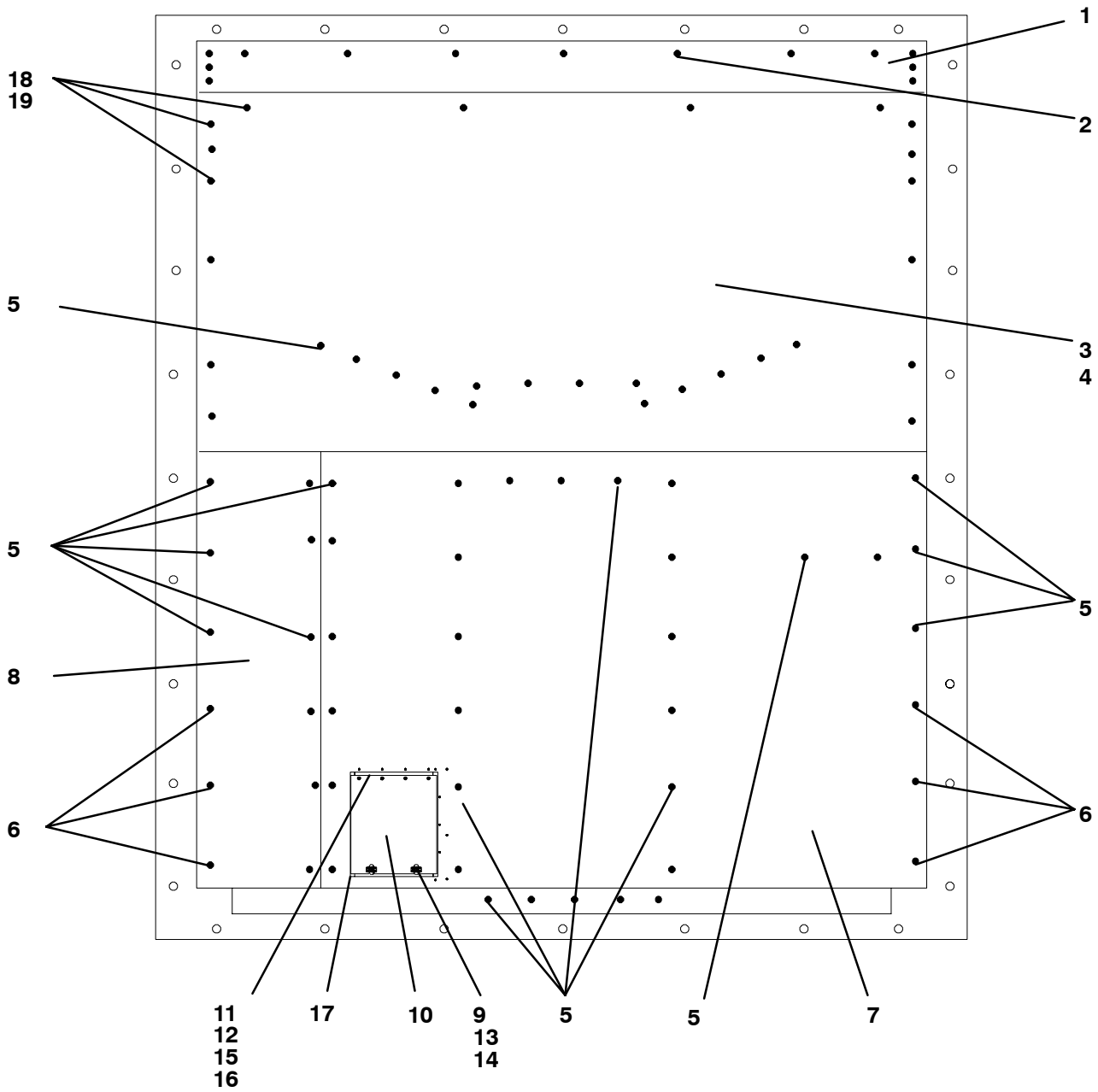


**NT0102, NT0131, NT0185, NT0137**  
**UNITS WITH ALUMINUM HINGED PANELS AND WITH PROBE DOOR**

ITEM	PART NO.		DESCRIPTION	QTY
<b>2.16 EVAPORATOR COIL SECTION - REAR PANELS ATTACHED</b>				
1	69NT43-264		Grille, Top	1
NS	-		Bracket, Grille Support - <b>See Section 2.14</b>	-
2	34-00928-09	NSI	Rivet, Blind, 5/32 Diameter, Grip Range - 1/8-1/4	33
3	69NT41-942-1		Panel Assembly, Upper - Includes:	1
NS	NSS		Drain Pan, Side	2
NS	NSS		Drain Pan, Center	1
4	42-00334-00		Gasket (Location - Behind upper panel)	1
5	34-00928-02	NSI	Rivet, Blind, 1/8 Diameter, Grip Range - 1/8-3/16	46
6	34-00928-03	NSI	Rivet, Blind, 1/8 Diameter, Grip Range - 3/16-1/4	8
7	69NT35-6738-4		Panel, Bottom	1
8	69NT35-6738-2		Panel, Bottom	1
NS	66U1-8075		Gasket (25 ft., Cut to length)	A/R
9	69NT35-3282		Hinge	4
10	34-01150-30		Washer, Retaining	16
11	34-01150-06		Stud, 1/4 Turn, 1.03 lg.	6
12	34-01150-04		Stud, 1/4 Turn, 0.97 lg.	8
13	34-01150-31		Receptacle, Retaining	16
14	69NT43-471		Door Assembly, Probe Access - Includes:	1
15	66U1-2803-10		Hinge	1
16	69NT35-7662-3	NSI	Spacer, Hinge	1
10	34-01150-30		Washer, Retaining	2
12	34-01150-04		Stud, 1/4 Turn, 0.97 lg.	2
17	34-00928-04	NSI	Rivet, Blind, 1/8 Diameter, Grip Range - 1/4-5/16	4
18	69NT35-3286	NSI	Plate, Door Back - Upper	1
19	69NT35-3296	NSI	Plate, Door Back - Lower	1
20	69NT40-567-2		Door Assembly, Access- Includes:	1
17	34-00928-04	NSI	Rivet, Blind, 1/8 Diameter, Grip Range - 1/4-5/16	6
21	66U1-2803-9		Hinge	1
22	69NT35-7662-2	NSI	Spacer, Hinge	1
10	34-01150-30		Washer, Retaining	2
12	34-01150-04		Stud, 1/4 Turn, 0.97 lg.	2



**2.16 EVAPORATOR COIL SECTION - REAR PANELS ATTACHED**

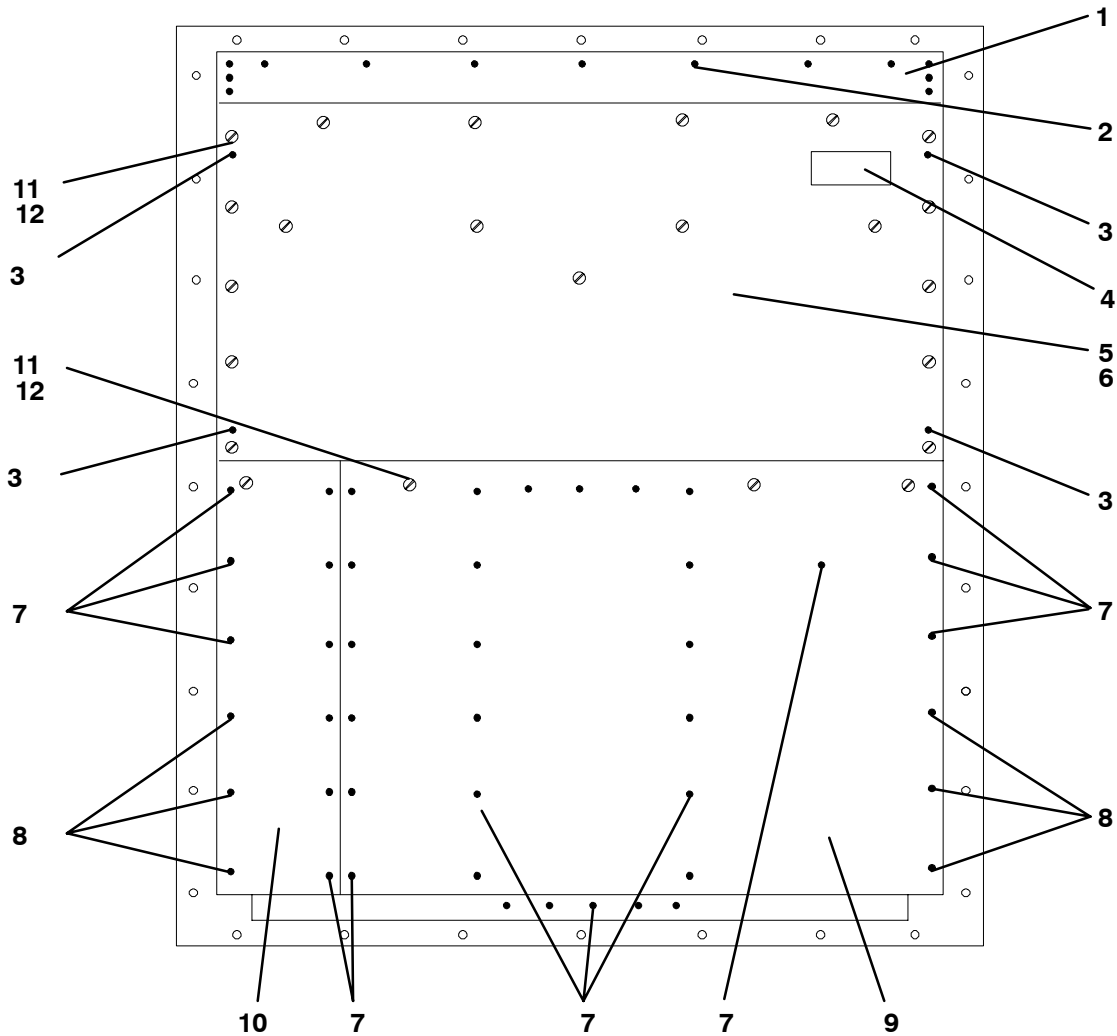


**NT0224**  
**UNITS WITH ALUMINUM BOLTED PANELS AND WITH PROBE DOOR**

ITEM	PART NO.		DESCRIPTION	QTY
<b>2.16 EVAPORATOR COIL SECTION - REAR PANELS ATTACHED</b>				
1	69NT43-264		Grille, Top	1
NS	-		Bracket, Grille Support - <b>See Section 2.14</b>	-
2	34-00928-09	NSI	Rivet, Blind, 5/32 Diameter, Grip Range - 1/8-1/4	17
3	69NT41-942-3		Panel Assembly, Upper - Includes:	1
NS	NSS		Drain Pan, Side	2
NS	NSS		Drain Pan, Center	1
4	42-00334-00		Gasket (Location - Behind upper panel)	1
5	34-00928-02	NSI	Rivet, Blind, 1/8 Diameter, Grip Range - 1/8-3/16	46
6	34-00928-03	NSI	Rivet, Blind, 1/8 Diameter, Grip Range - 3/16-1/4	8
7	69NT35-6738-4		Panel, Bottom	1
8	69NT35-6738-1		Panel, Bottom	1
NS	66U1-8075		Gasket (25 ft., Cut to length)	A/R
9	34-01150-31		Receptacle, Retaining	2
10	69NT43-471		Door Assembly, Probe Access - Includes:	1
11	66U1-2803-10		Hinge	1
12	69NT35-7662-3	NSI	Spacer, Hinge	1
13	34-01150-30		Washer, Retaining	2
14	34-01150-04		Stud, 1/4 Turn, 0.97 lg.	2
15	34-00928-04	NSI	Rivet, Blind, 1/8 Diameter, Grip Range - 1/4-5/16	8
16	69NT35-3286	NSI	Plate, Door Back - Upper	1
17	69NT35-3296	NSI	Plate, Door Back - Lower	1
18	66U1-2403		Screw, Machine, Truss Head, #10-24 x 1/2 lg. - SST	18
19	69NT35-2692		Washer, Fender, #10 x 1.00 OD - SST	18

ITEM	PART NO.	DESCRIPTION	QTY
------	----------	-------------	-----

**2.16 EVAPORATOR COIL SECTION - REAR PANELS ATTACHED**

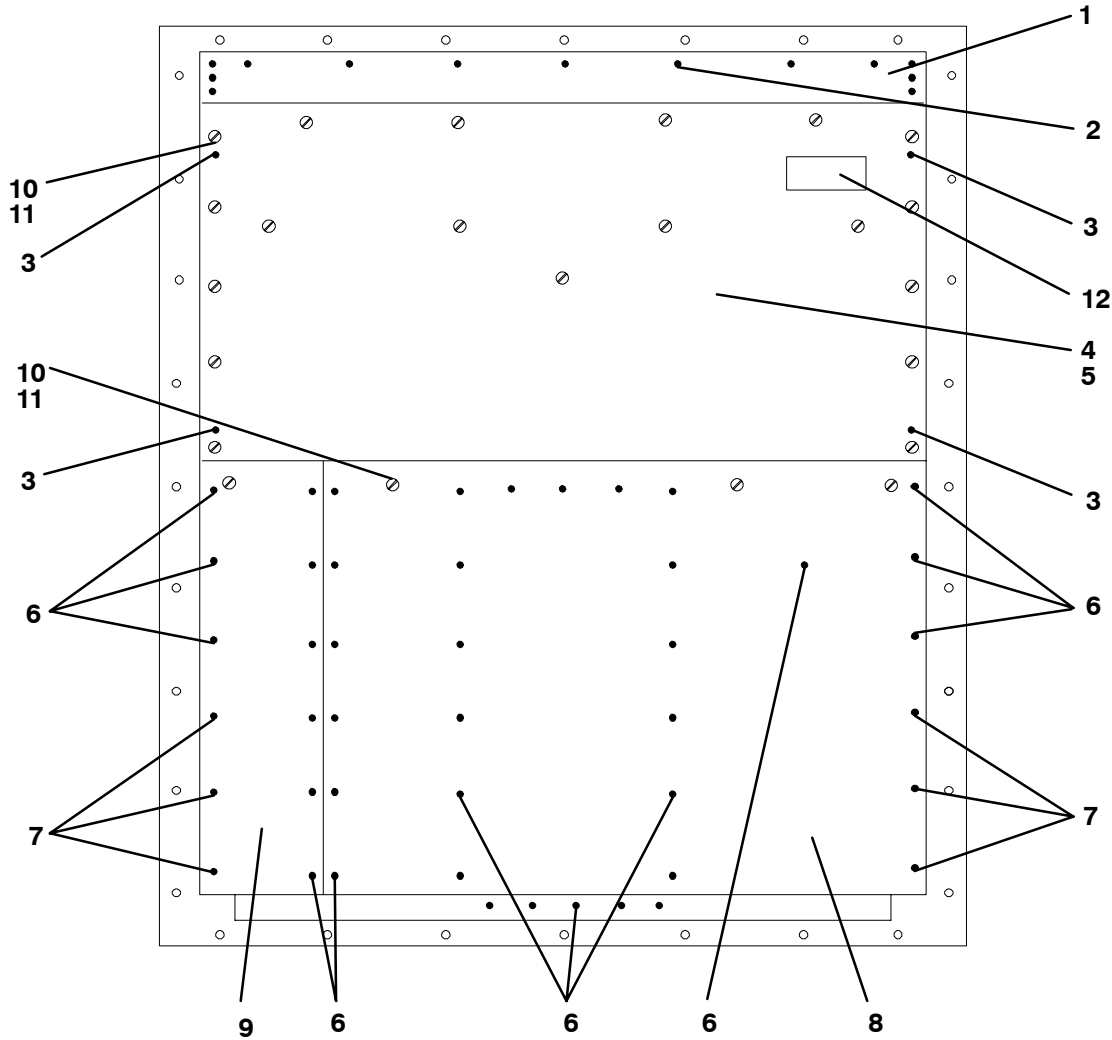


**NT0243  
UNITS WITH ALUMINUM BOLTED PANELS**

1	69NT43-464		Grille, Top	1
NS	-		Bracket, Grille Support - <b>See Section 2.14</b>	-
2	34-00928-09	NSI	Rivet, Blind, 5/32 Diameter, Grip Range - 1/8-1/4	17
3	66U1-7982-2	NSI	Rivet, TIR, 3/16 Diameter, Grip Range - 5/64-11/64	4
4	62-02827-01	NSI	Decal, Carrier Transicold	1
5	69NT41-942-6		Panel Assembly, Upper - Includes:	1
NS	NSS		Drain Pan, Side (Location - Behind upper panel)	2
NS	NSS		Drain Pan, Center (Location - Behind upper panel)	1
6	42-00334-00		Gasket (Location - Behind upper panel)	1
7	34-00928-02	NSI	Rivet, Blind, 1/8 Diameter, Grip Range - 1/8-3/16	41
8	34-00928-03	NSI	Rivet, Blind, 1/8 Diameter, Grip Range - 3/16-1/4	6
9	69NT35-6738-8	NSI	Panel, Bottom	1
10	69NT35-6738-9	NSI	Panel, Bottom (Provision for heat exchanger location)	1
11	66U1-2403		Screw, Machine, Truss Head, #10-24 x 1/2 lg. - SST	18
12	69NT35-2692		Washer, Fender, #10 x 1.00 OD - SST	18
NS	66U1-8075		Gasket (25 ft., Cut to length)	A/R

ITEM	PART NO.	DESCRIPTION	QTY
------	----------	-------------	-----

**2.16 EVAPORATOR COIL SECTION - REAR PANELS ATTACHED**

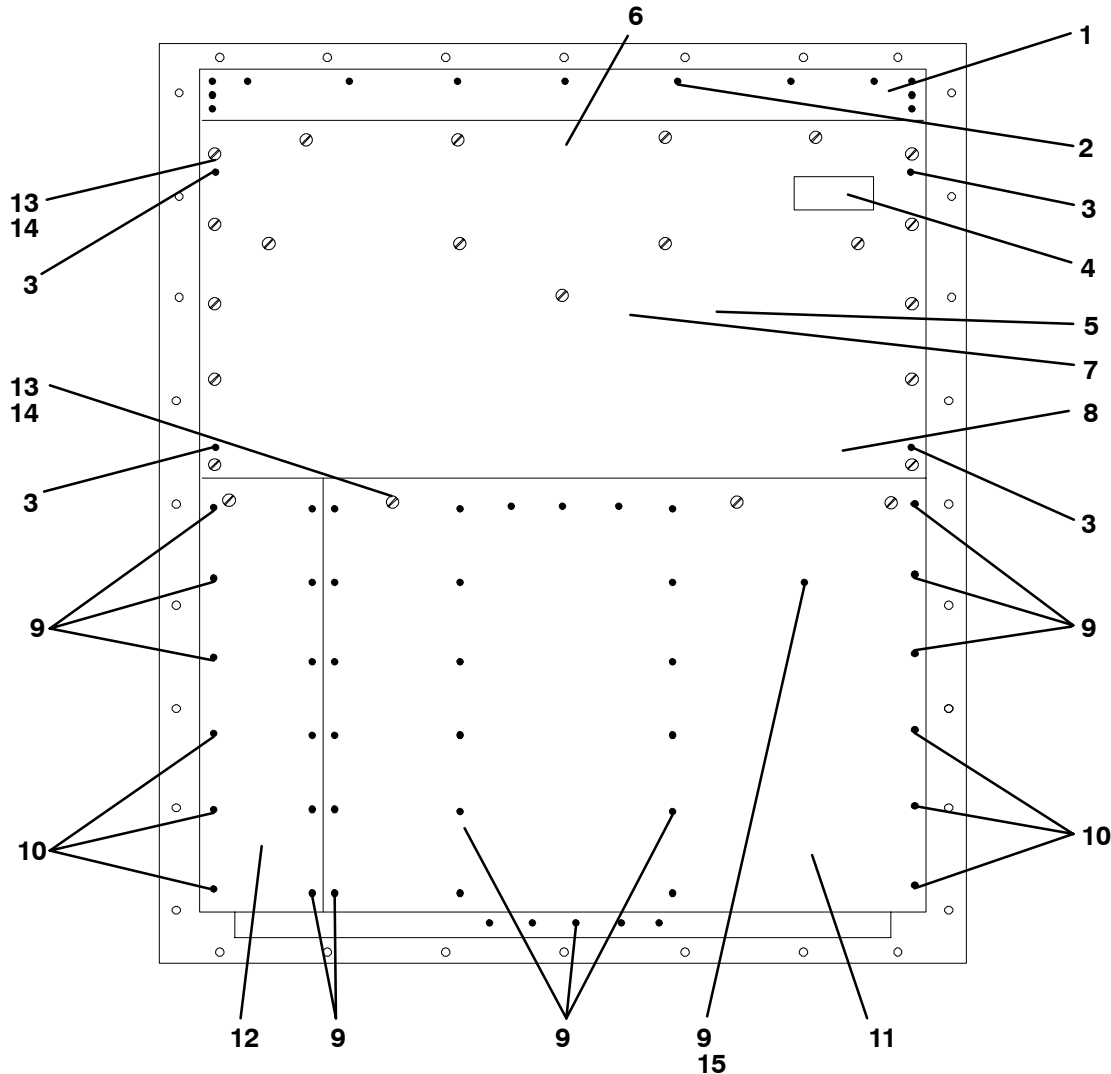


**NT0278, NT318  
UNITS WITH ALUMINUM BOLTED PANELS**

1	69NT43-464		Grille, Top	1
2	34-00928-09	NSI	Rivet, Blind, 5/32 Diameter, Grip Range - 1/8-1/4	17
3	66U1-7982-2	NSI	Rivet, TIR, 3/16 Diameter, Grip Range - 5/64-11/64	4
4	69NT41-942-3		Panel Assembly, Upper - Includes:	1
NS	NSS		Drain Pan, Side (Location - Behind upper panel)	2
NS	NSS		Drain Pan, Center (Location - Behind upper panel)	1
5	42-00334-00		Gasket (Location - Behind upper panel)	1
6	34-00928-02	NSI	Rivet, Blind, 1/8 Diameter, Grip Range - 1/8-3/16	41
7	34-00928-03	NSI	Rivet, Blind, 1/8 Diameter, Grip Range - 3/16-1/4	6
8	68-12881-00	NSI	Panel, Bottom	1
9	68-12881-01	NSI	Panel, Bottom (Provision for heat exchanger location)	1
10	66U1-2403		Screw, Machine, Truss Head, #10-24 x 1/2 lg. - SST	18
11	69NT35-2692		Washer, Fender, #10 x 1.00 OD - SST	18
NS	66U1-8075		Gasket (25 ft., Cut to length)	A/R
12	62-02822-01	NSI	Decal, Carrier Transicold	1

ITEM	PART NO.	DESCRIPTION	QTY
------	----------	-------------	-----

2.16 EVAPORATOR COIL SECTION - REAR PANELS ATTACHED

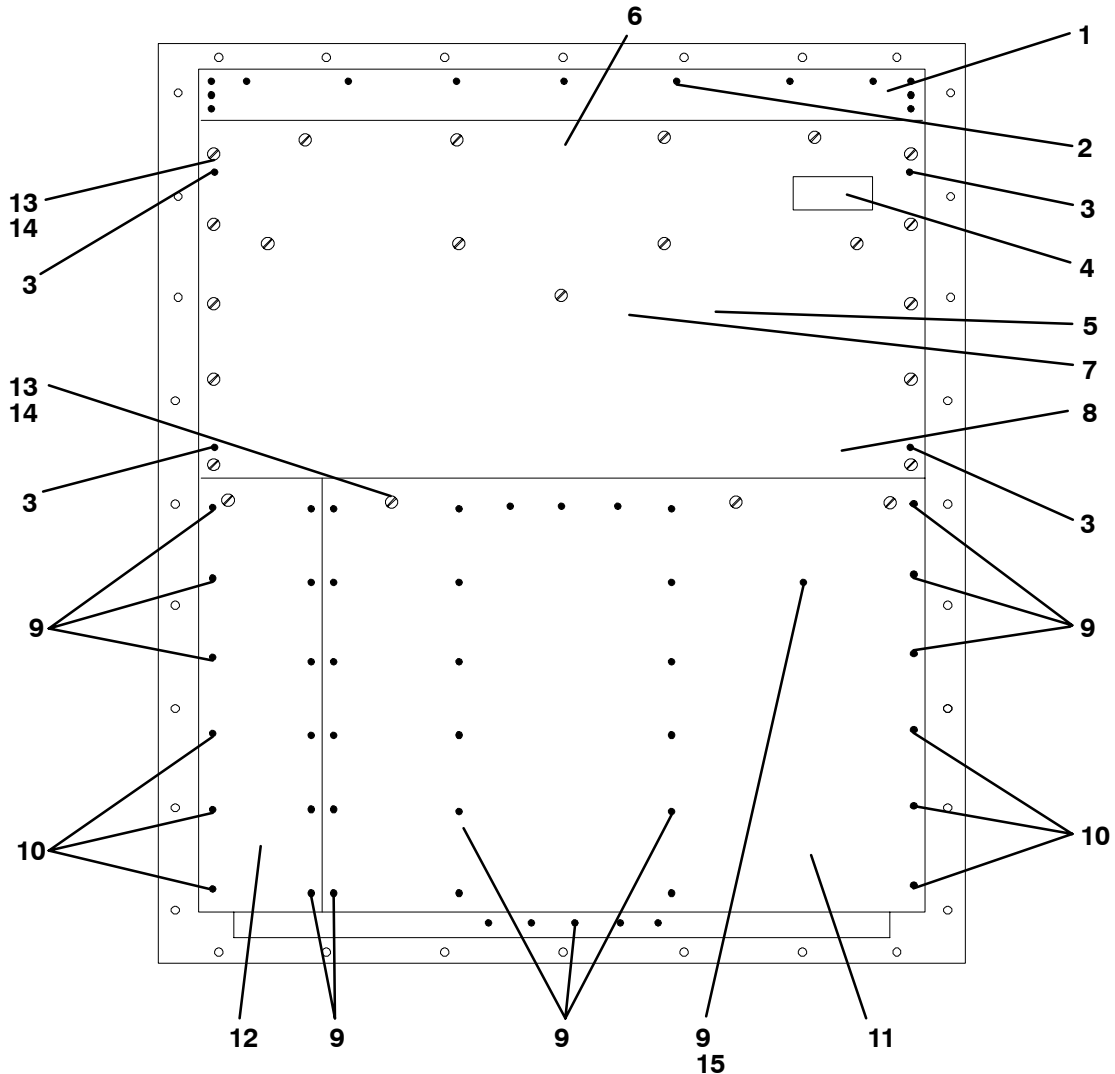


**UNITS WITH ALUMINUM BOLTED PANELS - NT0318**

1	69NT43-464		Grille, Top	1
NS	-		Bracket, Grille Support - <b>See Section 2.14</b>	-
2	34-00928-09	NSI	Rivet, Blind, 5/32 Diameter, Grip Range - 1/8-1/4	17
3	66U1-7982-2	NSI	Rivet, TIR, 3/16 Diameter, Grip Range - 5/64-11/64	4
4	62-02822-01	NSI	Label, Carrier Transicold	1
5	69NT41-942-5		Panel Assembly, Upper - Includes:	1
NS	NSS		Drain Pan, Side (Location - Behind upper panel)	2
NS	NSS		Drain Pan, Center (Location - Behind upper panel)	1
6	42-00334-00		Gasket (Location - Behind upper panel - Top)	1
7	42-00174-34	NSI	Gasket (Location - Behind upper panel - Middle)	1
8	42-00174-35	NSI	Gasket (Location - Behind upper panel - Bottom)	1
9	34-00928-02	NSI	Rivet, Blind, 1/8 Diameter, Grip Range - 1/8-3/16	41
10	34-00928-03	NSI	Rivet, Blind, 1/8 Diameter, Grip Range - 3/16-1/4	6
11	68-12881-00	NSI	Panel, Bottom	1
12	68-12881-01	NSI	Panel, Bottom (Provision for heat exchanger location)	1
13	66U1-2403		Screw, Machine, Truss Head, #10-24 x 1/2 lg. - SST	18
14	69NT35-2692		Washer, Fender, #10 x 1.00 OD - SST	18
NS	66U1-8075		Gasket (25 ft., Cut to length)	A/R
15	69NT35-2257	NSI	Duct, Air - <b>NT0074,NT0135,NT0140,NT0183,NT0191,NT0192,NT0197,NT0201,NT0204,NT0208,NT0226,NT0246,NT0253,NT0265,NT0262,NT0267,NT0273,NT0279,NT0280,NT0307,NT0317,NT0334</b>	1

ITEM	PART NO.	DESCRIPTION	QTY
------	----------	-------------	-----

**2.16 EVAPORATOR COIL SECTION - REAR PANELS ATTACHED**

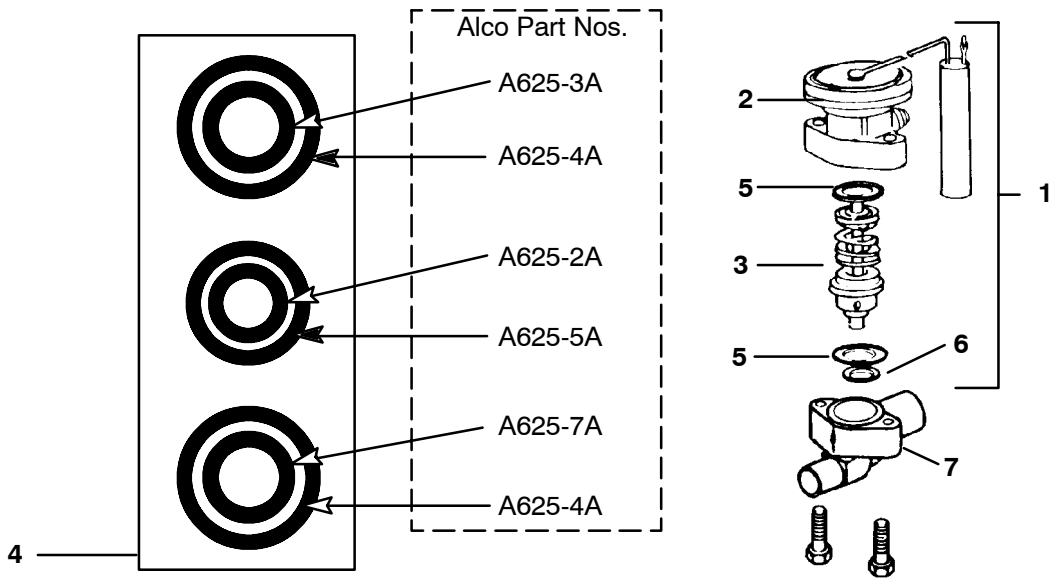


**UNITS WITH ALUMINUM BOLTED PANELS - NT0307,NT317**

1	69NT43-464-2		Grille, Top	1
NS	-		Bracket, Grille Support - <b>See Section 2.14</b>	-
2	34-00928-09	NSI	Rivet, Blind, 5/32 Diameter, Grip Range - 1/8-1/4	17
3	66U1-7982-2	NSI	Rivet, TIR, 3/16 Diameter, Grip Range - 5/64-11/64	4
4	62-02822-01	NSI	Label, Carrier Transicold	1
5	69NT41-942-5		Panel Assembly, Upper - Includes:	1
NS	NSS		Drain Pan, Side (Location - Behind upper panel)	2
NS	NSS		Drain Pan, Center (Location - Behind upper panel)	1
6	42-00334-00		Gasket (Location - Behind upper panel - Top)	1
7	42-00174-34	NSI	Gasket (Location - Behind upper panel - Middle)	1
8	42-00174-35	NSI	Gasket (Location - Behind upper panel - Bottom)	1
9	34-00928-02	NSI	Rivet, Blind, 1/8 Diameter, Grip Range - 1/8-3/16	41
10	34-00928-03	NSI	Rivet, Blind, 1/8 Diameter, Grip Range - 3/16-1/4	6
11	69NT35-6738		Panel, Bottom	1
12	69NT35-6738-1		Panel, Bottom (Provision for heat exchanger location)	1
13	66U1-2403		Screw, Machine, Truss Head, #10-24 x 1/2 lg. - SST	18
14	69NT35-2692		Washer, Fender, #10 x 1.00 OD - SST	18
NS	66U1-8075		Gasket (25 ft., Cut to length)	A/R
15	69NT35-2257	NSI	Duct, Air - <b>NT0074,NT0135,NT0140,NT0183,NT0191,NT0192,NT0197,NT0201,NT0204,NT0208,NT0226,NT0246,NT0253,NT0265,NT0262,NT0267,NT0273,NT0279,NT0280,NT0307,NT0317,NT0334</b>	1

ITEM	PART NO.	DESCRIPTION	QTY
------	----------	-------------	-----

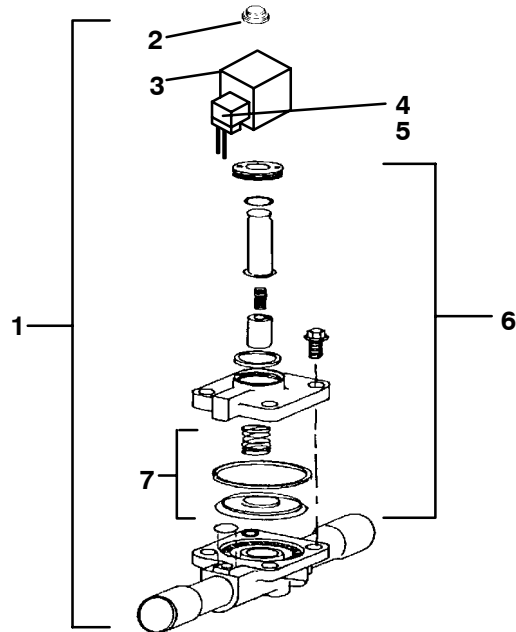
2.17 THERMOSTATIC EXPANSION VALVE - Alco



1	14-01104-42	Kit, Repair - Includes:	1
2	NSS	Power Head Assembly and Gasket, Item 5	1
3	NSS	Cage Assembly and Gasket, Item 6	1
4	66U1-6225	Gasket Set, Universal - Includes:	1
5	NSS	Gasket, Body Flange A625-4A	2
6	NSS	Gasket, Seat - A625-2A	1
7	66U1-1214-13	Flange, Body	1

ITEM	PART NO.	DESCRIPTION	QTY
------	----------	-------------	-----

2.18 SUCTION SOLENOID VALVE - Alco

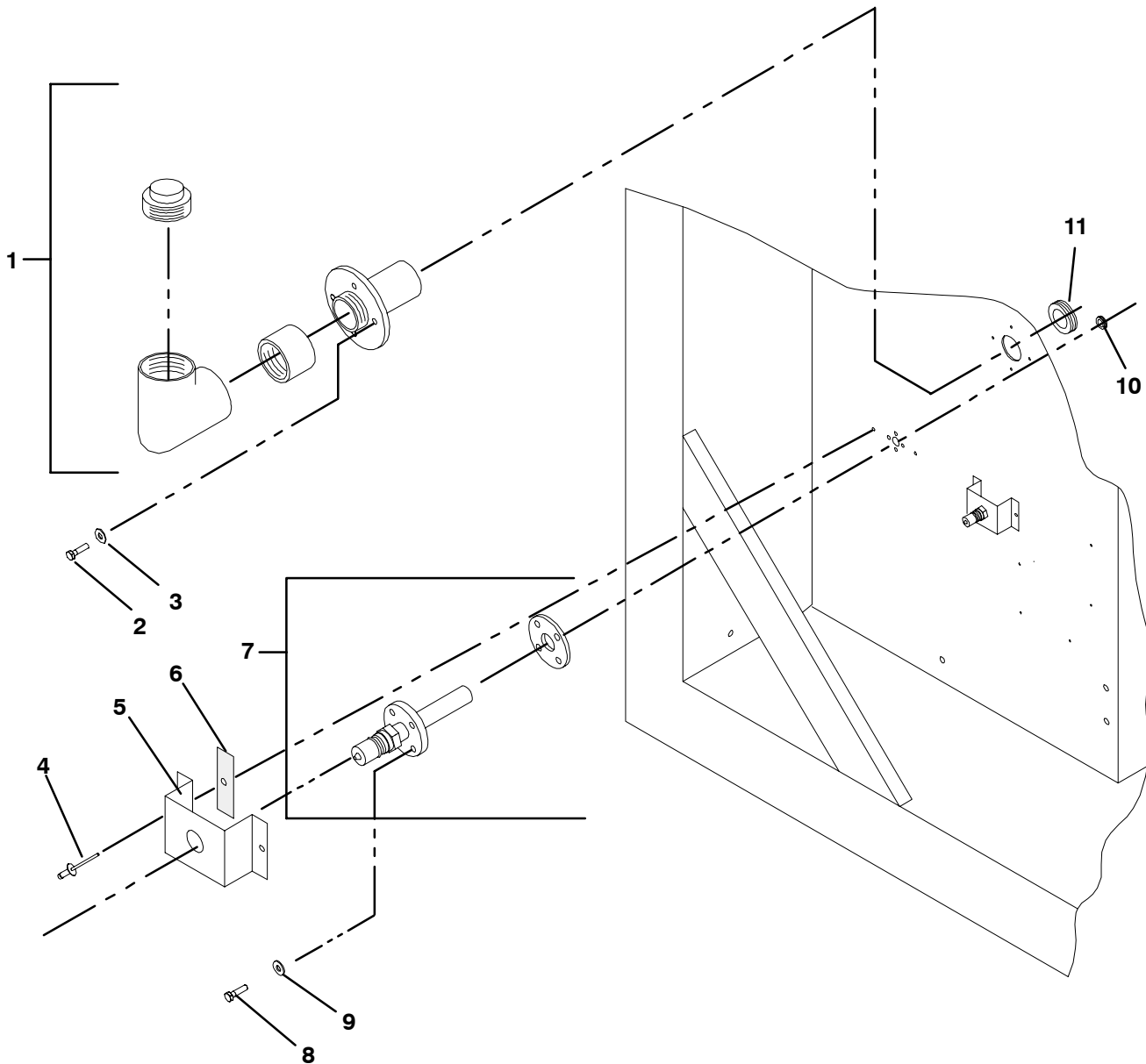


1	14-00230-01SV	Solenoid Valve, Suction - Includes:	1
2	17-40408-02	Cap, Snap	1
3	14-00230-24SV	Coil Assembly - Includes:	1
4	14-00230-23	Assembly, Connector - Includes:	1
5	14-00230-02	Gasket	1
NS	34-06168-30	Screw, M3 x 1.18 lg.	1
6	14-50045-00	Kit, Repair - Includes:	1
7	NSS	Kit, Repair Diaphragm	1



ITEM	PART NO.	DESCRIPTION	QTY
------	----------	-------------	-----

2.19 NITROGEN FEED

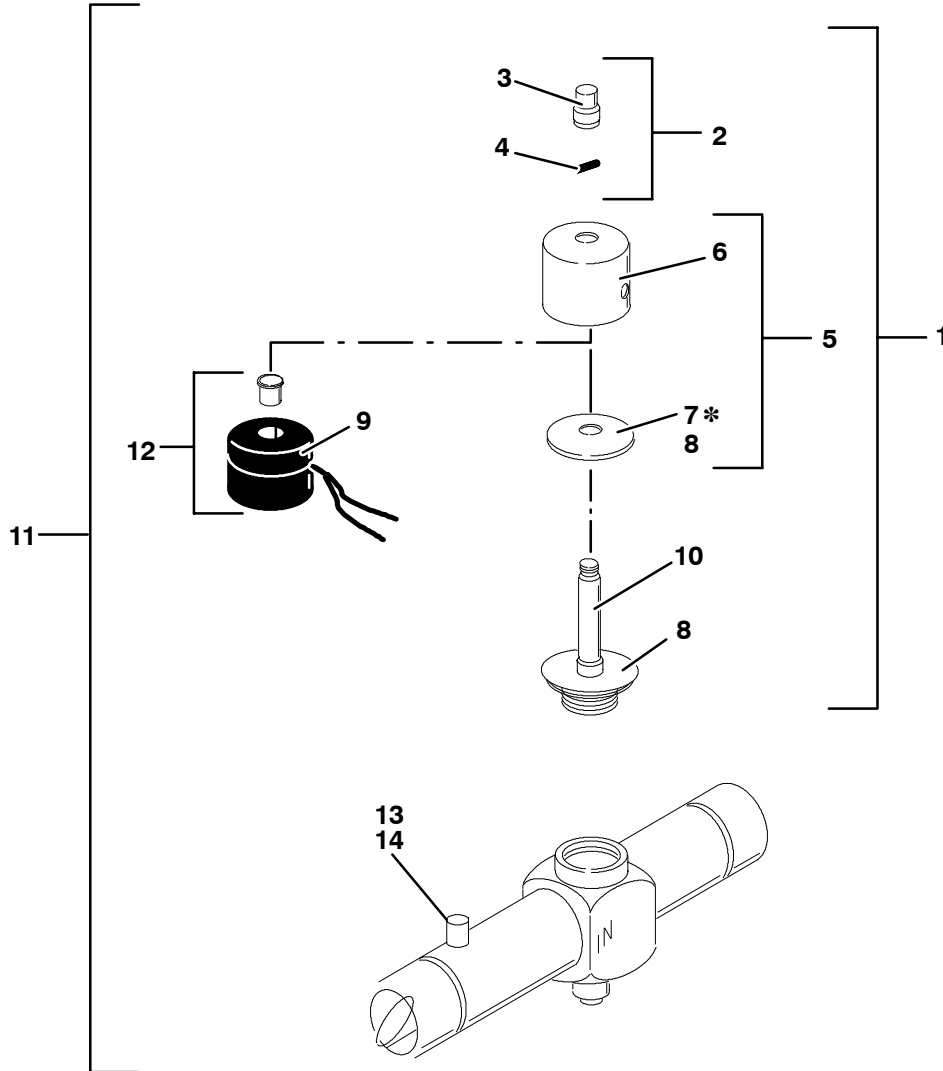


**NT0080,NT0081,NT0090,NT0202,  
NT0238,NT0278,NT0281,NT0287,  
NT0318,NT0334**

1	58-04127-03	NSI	Valve Assembly, Pressure Relief - <b>Customer Supplied</b>	1
2	66U1-5371-8	NSI	Screw, Hex Head, 1/4-20 x 1.00 lg. - SST	4
3	66U1-5321-7		Washer, Flat, 1/4 - SST	8
4	34-00928-13	NSI	Rivet, Blind, 3/16 Diameter, Grip Range 1/8 - 1/4 - SST	4
5	69NT35-8012	NSI	Bracket Assembly	2
6	58-00989-03	NSI	Protector, Mylar	4
7	-		Tube Assembly,Nitrogen Feed - <b>Customer Supplied</b>	2
8	66U1-5321-8		Washer, Flat, #10 - SST	8
9	66U1-5371-10	NSI	Screw, Hex Head, Slotted, #10-24 x 1.00 lg. - SST	8
10	58-00065-71	NSI	Grommet	2
11	58-00065-72	NSI	Grommet	2

ITEM	PART NO.	DESCRIPTION	QTY
------	----------	-------------	-----

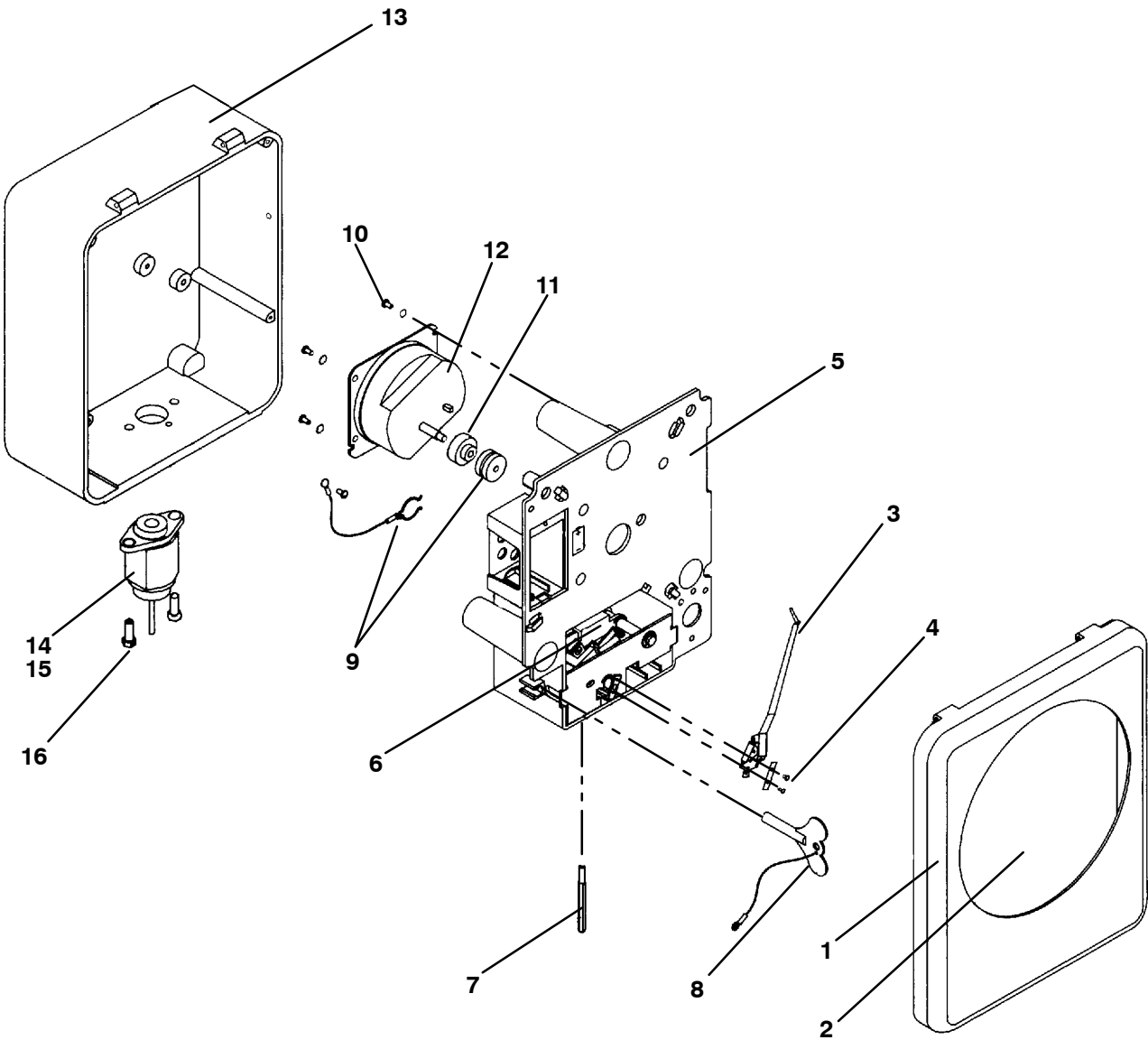
2.20 MODULATING SOLENOID VALVE



1	14-50021-01	Kit, Enclosing Tube & Coil Housing - Includes:	1
2	14-50021-03	Nut, Coil - Includes:	1
3	NSS	Nut, Coil	1
4	NSS	O-Ring, Coil Nut	1
5	14-50021-04	Housing, Coil - Includes:	1
6	NSS	Housing, Coil	1
7	NSS	Plate, Coil Bottom (See Note)	1
8	NSS	O-Ring, Coil Bottom Plate	1
9	NSS	Sleeve, Solenoid Coil	1
10	NSS	Tube Assembly, Coil Plate & Enclosing	1
11	14-00219-00	Valve, Modulating Solenoid - Includes:	
12	14-50021-02	Coil, Solenoid - Includes:	1
9	NSS	Sleeve, Solenoid Coil	1
13	14-00219-01	Core, Valve (Schrader Valve)	1
14	40-00520-02	Cap, Service	1

**NOTE:** Coil bottom plate is only supplied in Kit 14-50021-04 as a separate item for use on early style enclosing tube assemblies.

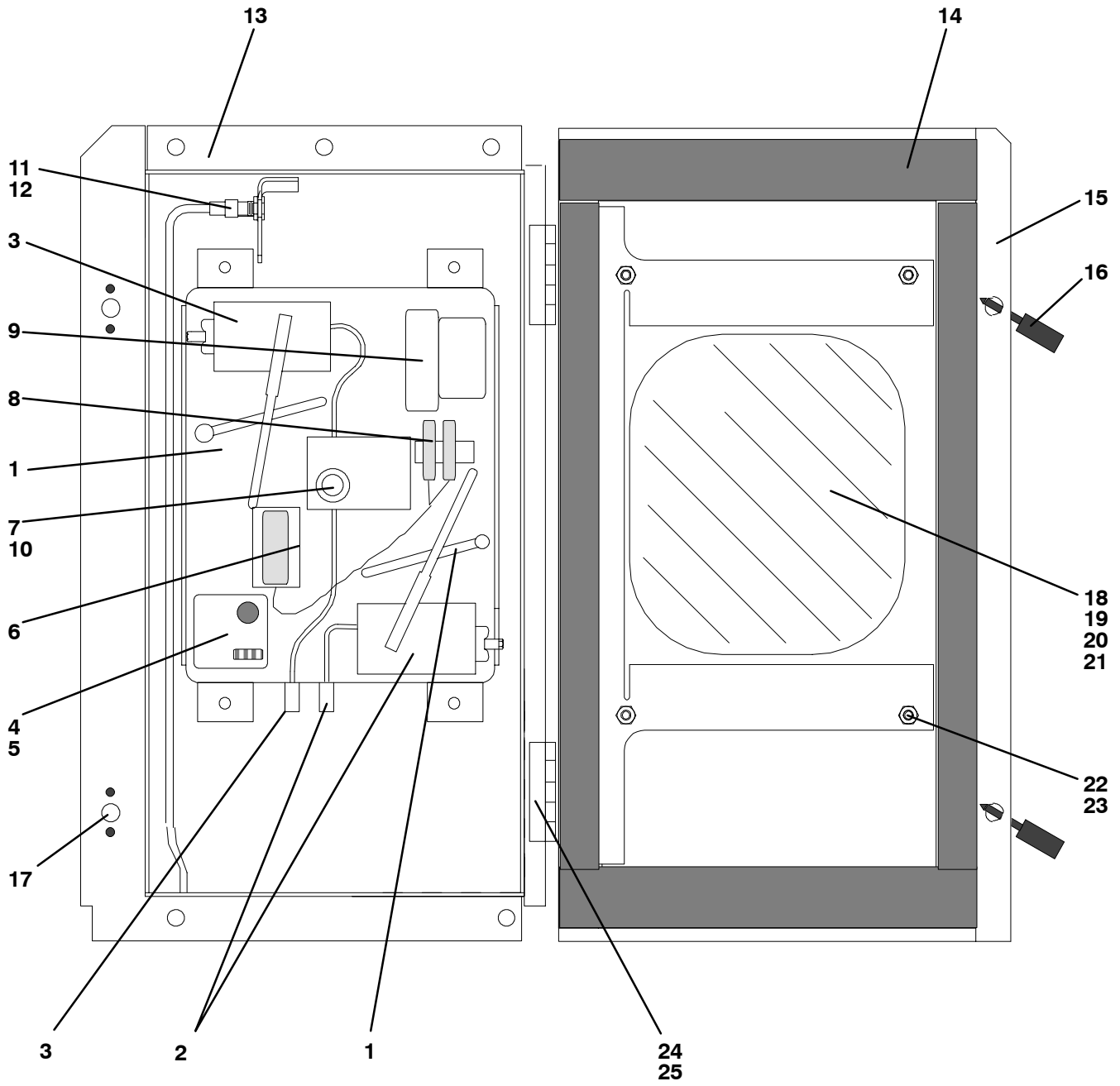
2.21 PARTLOW RECORDING THERMOMETER (SEE MODEL CHART)



ITEM	PART NO.		DESCRIPTION	QTY
<b>2.21</b>	<b>PARTLOW RECORDING THERMOMETER (SEE MODEL CHART)</b>			
-	76-00680-00	NSI	Kit, Partlow ( <b>See NOTE</b> )	
-	12-00348-05		( <b>For field installation, units provisioned for - See Model Chart</b> ) Recording Thermometer <b>NT0008,NT0011,NT0028,NT0038,NT0050,NT0053,NT0054,NT0059,NT0065,NT0069,NT0070,NT0071,NT0083,NT0091,NT0099,NT0101,NT0102,NT0120,NT0131,NT0137,NT0176,NT0185,NT0188,NT0207,NT0219</b> - Includes:	-
-	12-00348-06		Recording Thermometer (without Simpson probe) <b>NT0001,NT0002,NT0007,NT0017,NT0024,NT0027,NT0029,NT0035,NT0037,NT0040,NT0041,NT0043,NT0044,NT0046,NT0055,NT0056,NT0057,NT0061,NT0062,NT0064,NT0078,NT0079,NT0085,NT0089,NT0094,NT0095,NT0096,NT0103,NT0104,NT0105,NT0109,NT0111,NT0112,NT0118,NT0119,NT0121,NT0122,NT0125,NT0126,NT0127,NT0129,NT0132,NT0133,NT0134,NT0136,NT0138,NT0139,NT0141,NT0147,NT0151,NT0152,NT0153,NT0154,NT0156,NT0157,NT0158,NT0159,NT0160,NT0161,NT0162,NT0163,NT0166,NT0167,NT0168,NT0173,NT0174,NT0180,NT0182,NT0184,NT0187,NT0189,NT0198,NT0199,NT0200,NT0209,NT0210,NT0211,NT0215,NT0216,NT0222,NT0223,NT0225,NT0228,NT0235,NT0236,NT0237,NT0240,NT0241,NT0242,NT0247,NT0251,NT0254,NT0268,NT0269,NT0272,NT0275,NT0277</b> - Includes:	1
-	12-00348-07		Recording Thermometer (Battery Operated) <b>NT0073,NT0107</b> - Includes:	1
-	12-00348-10		Recording Thermometer (7 Day clock, w/o Simpson) <b>NT0110</b> - Includes:	1
1	09-00265-00		Cover Assembly (Bottom Latch) - Includes:	1
NS	09-00100-01		Seal, Cover - Rubber	1
2	09-00101-00SV		Glass Assembly, Cover - Includes:	1
NS	09-00100-02	NLO	Gasket, Cover Glass	1
NS	09-00102-00		Catch Assembly, Cover	2
3	09-00104-05		Kit, Stylus - Includes:	1
4	NSS		Screw, Round Head, #2-56 x 3/16 lg.	2
5	09-00296-00		Mechanism and Platen Assembly	1
6	09-00297-00		Main Lever and Push Rod Assembly (Includes Setscrews)	1
7	09-00298-00		Rod, Push	1
8	09-00114-00		Key, Clock Winding <b>Used with P/N 12-00348-05 &amp; 12-00348-06</b>	1
9	09-00119-00		Nut and Chain, Chart ( <b>Sonceboz Clock</b> )	1
9	09-00180-00		Nut and Chain, Chart ( <b>Gluck Clock</b> )	1
10	PL		Screw, Round Head #6-32 x 5/16	7
11	09-00118-00		Flange, Chart Drive ( <b>Sonceboz</b> )	1
11	09-00180-01		Flange, Chart Drive ( <b>Gluck</b> )	1
12	09-00123-00		Clock, 31 Day, CCW (Counterclockwise)	1
12	09-00302-00		Clock, 31 Day, CCW (Counterclockwise) Battery Operated <b>Used with P/N 12-00348-07</b>	1
12	09-00304-00	NSI	Clock, 7 Day, CCW (Counterclockwise) <b>Used with P/N 12-00348-10</b>	1
13	09-00299-00		Case (Top Hinge) <b>Used with P/N 12-00348-05 &amp; 12-00348-07</b>	1
13	09-00301-00		Case (Top Hinge) <b>Used with P/N 12-00348-06 &amp; 12-00348-10</b>	1
14	09-00137-00		O-Ring, Element Flange	4
15	09-00209-00		Element, 9 ft. lg. <b>Used with P/N 12-00348-05 &amp; 12-00348-07</b> - Includes:	1
NS	09-00222-00		Sensor, Thermistor (Accessory 344 and Jack) - 15 ft. lg.	1
15	09-00236-00		Element, 9 ft. lg. <b>Used with P/N 12-00348-06 &amp; 12-00348-10</b>	1
16	09-00136-00	NSI	Screw, Flange	2
NS	PL		Battery - 1.5 volt (D cell size) Alkaline	1
NS	09-00303-00		Battery Cover (Includes Hardware)	1
NS	22-02243-00		Pin (Use with Partlow Thermistor Assembly)	3
NS	09-00128-00		Charts °F - 31 Day (Box of 50) (-20°F to +80°F)	A/R
NS	09-00128-01		Charts °C - 31 Day (Box of 50) (-25°C to +25°C)	A/R
NS	09-00125-01		Charts °C - 7 Day (Box of 50) (-25°C to +25°C)	A/R
NS	09-00300-00		Latch Kit, Hold Open (Includes Hardware)	1
NS	44-50006-00		Kit, Hinge Replacement (Includes Hardware)	1

**NOTE:** Field installation kit includes CTD P/N 12-00348-05 Partlow recorder with Simpson probe.

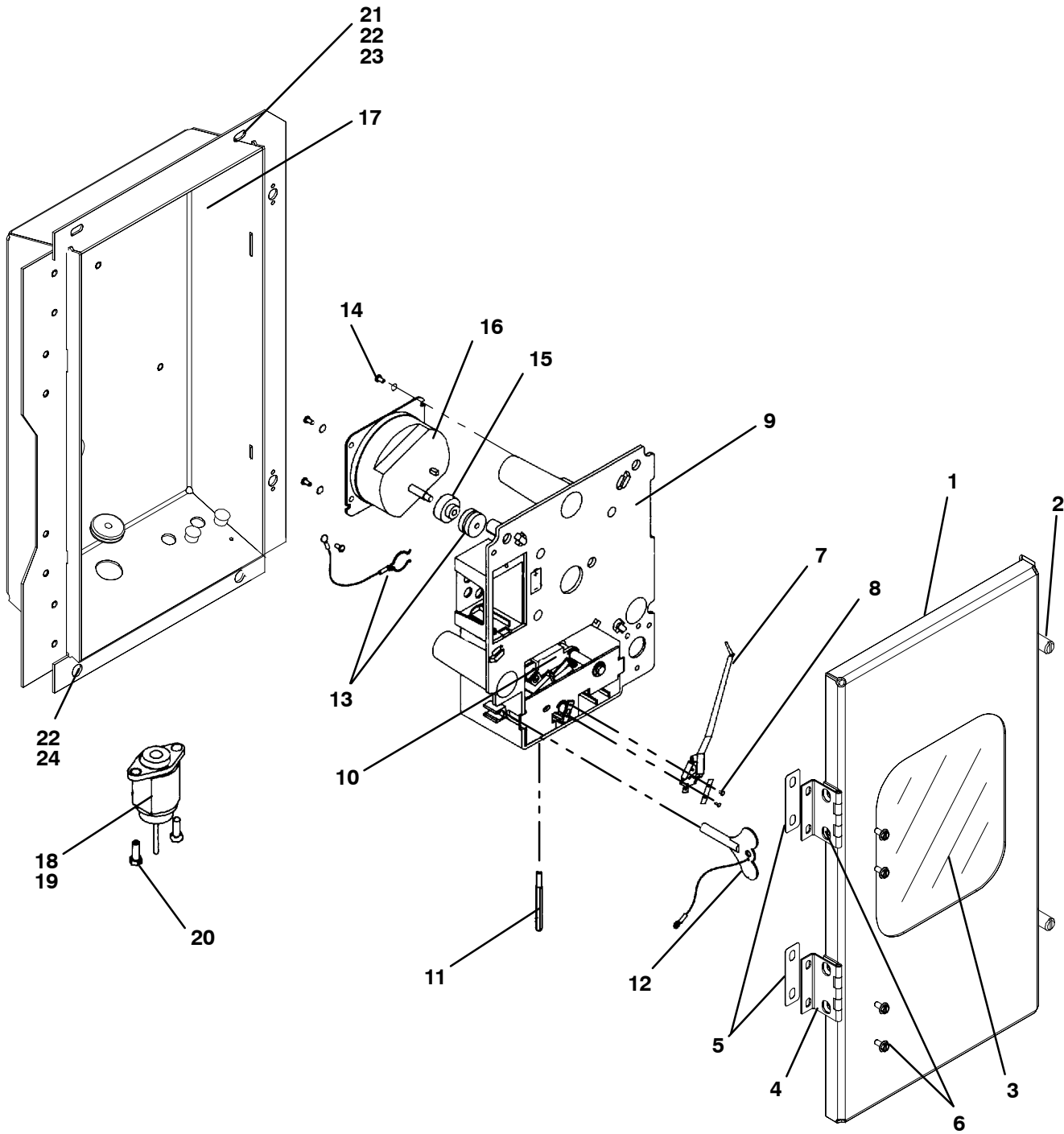
2.22 SAGINOMIYA RECORDING THERMOMETER (SEE MODEL CHART)



ITEM	PART NO.	DESCRIPTION	QTY
<b>2.22 SAGINOMIYA RECORDING THERMOMETER (SEE MODEL CHART)</b>			
-	12-01094-00	Recording Thermometer w/Return Sensor - Includes:	1
-	12-01094-01	Recording Thermometer w/Return and Supply Sensor	
		<b>NT0224 - Includes:</b>	1
1	09-00365-00	Stylus, Lift Arm	1
2	09-00364-00	Element Assembly ( <b>See NOTE</b> )	1
3	09-00367-00	Element Assembly ( <b>Used on P/N 12-01094-01</b> )	1
4	09-00362-00	Indicator, Voltage	1
5	09-00363-00	Plate, Recorder	1
6	PL	Battery (Mallory R14P/S 1.5 vdc)	1
7	09-00326-00	Shaft, Chart	1
8	09-00329-00	Block, Terminal	1
9	09-00322-00	Timer (31 Day)	1
10	09-00325-00	Nut, Chart (Male)	1
11	69NT40-402-1	Sensor Assembly, Return Temperature (Optional) - Includes:	1
NS	12-01095-00	Sensor, Thermistor	1
12	22-02370-00	Jack, Phono (Optional)	2
13	76-00701-06SV	Box Assembly, Recorder	1
14	42-01098-00	Gasket, Door	1
15	69NT43-256-1	Door Assembly, Recorder Box	1
16	66U1-6811-8	Screw, Retaining	2
NS	34-06169-00	Washer, Retaining	2
17	34-01142-01	Receptacle, Retaining	2
18	69NT35-5022-3	Window, Lexan	1
19	69NT35-5352	Gasket, Window	1
20	69NT35-9343	Bracket, Window Mounting	1
21	69NT35-5492	Plate, Window Mounting	2
22	PL	Nut, Hex Head, #10-32 - SST	4
23	PL	Washer, Lock, #10 - SST	4
24	69NT40-392	Hinge Assembly	2
25	58-04101-00	Protector, Mylar (For Hinge)	4
NS	09-00128-01	Charts °C - 31 Day (Box of 50) (-25°C to +25°C)	A/R
NS	09-00128-00	Charts °F - 31 Day (Box of 50) (-20°F to +80°F)	A/R

**NOTE:** The quantity is two for this item when using P/N 12-01094-01.

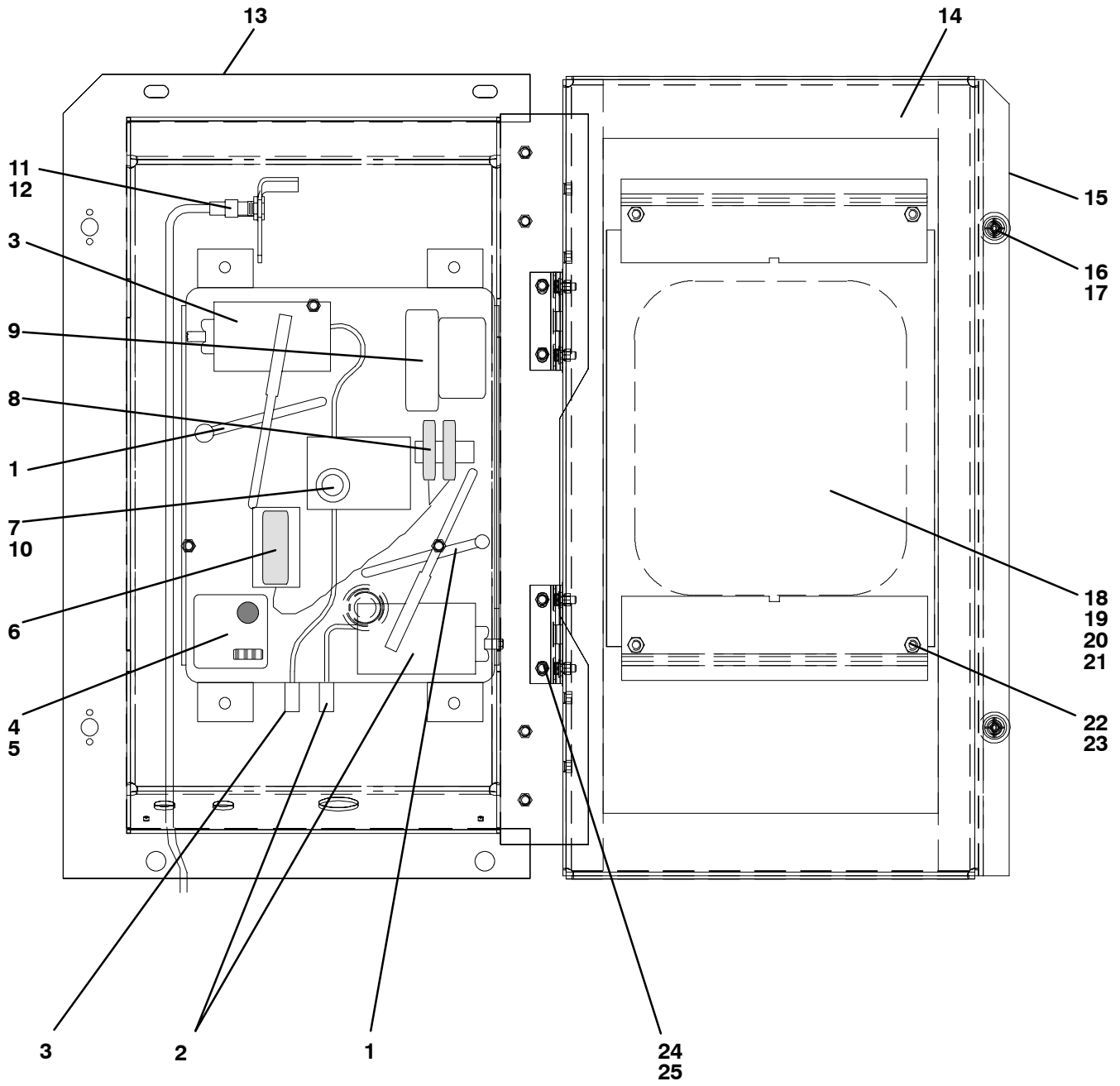
2.23 PARTLOW RECORDING THERMOMETER (SEE MODEL CHART)



ITEM	PART NO.		DESCRIPTION	QTY
<b>2.23 PARTLOW RECORDING THERMOMETER (SEE MODEL CHART)</b>				
-	76-00701-00	NSI	Partlow with Simpson Probe - Includes:	1
-	76-00701-01	NSI	Partlow without Simpson Probe - Includes: <b>NT0268,NT0269,NT0271,NT0272,NT0274,NT0277,NT0282,NT0284,NT0285,NT0286,NT0288,NT0289,NT0290,NT0294,NT0299,NT0300,NT0308,NT0309,NT0311,NT0312,NT0315,NT0322,NT0325,NT0326,NT0344,NT0345,NT0347,NT0348,NT0349,NT0353,NT0354,NT0358,NT0381,NT0385,NT0386,NT0387,NT0388,NT0389,NT0414,NT0415,NT0418,NT0429</b>	1
-	76-00701-04	NSI	Partlow, Battery Operated - Includes: <b>(For field installation, units provisioned for - See Model Chart)</b>	1
-	12-00421-00		Recording Thermometer - Includes:	1
-	12-00421-02		Recording Thermometer (without Simpson probe) - Includes:	1
-	12-00421-03	NSI	Recording Thermometer (Battery Operated) - Includes:	1
-	12-00421-01	NSI	Recording Thermometer (7 Day clock, w/o Simpson) - Includes:	1
1	76-00701-05		Door Assembly - Includes:	1
NS	42-01098-01		Seal, Door - Rubber	1
2	66U1-6811-10		Screw, Retaining	2
NS	34-06053-13		Washer, 1/4 I.D. x 1 O.D. - Mylar	2
NS	34-06169-00		Washer, Retaining	2
3	69NT35-5022-5	NSI	Window	1
NS	69NT35-5352-1	NSI	Gasket	1
NS	68-12750-00	NSI	Bracket, Window Retaining	2
NS	34-00795-09	NSI	Nut, Selflock, 1/4-20	4
4	44-00374-00		Hinge	2
5	58-04101-07		Protector - Mylar	4
6	34-06179-00	NSI	Screw, Hex Head, #10-24 x 7/16 lg. - SST	8
7	09-00104-05		Kit, Stylus - Includes:	1
8	NSS		Screw, Round Head, #2-56 x 3/16 lg.	2
9	09-00296-00		Mechanism and Platen Assembly	1
10	09-00345-00	NSI	Main Lever and Push Rod Assembly (Includes Setscrews)	1
11	09-00344-00		Rod, Push	1
12	09-00114-00		Key, Clock Winding	1
13	09-00119-00		Nut and Chain, Chart ( <b>Sonceboz Clock</b> )	1
12	09-00180-00		Nut and Chain, Chart ( <b>Gluck Clock</b> )	1
14	PL		Screw, Round Head #6-32 x 5/16	7
15	09-00118-00		Flange, Chart Drive ( <b>Sonceboz</b> )	1
15	09-00180-01		Flange, Chart Drive ( <b>Gluck</b> )	1
16	09-00123-00		Clock, 31 Day, CCW (Counterclockwise)	1
16	09-00302-00		Clock, 31 Day, CCW (Counterclockwise) Battery Operated <b>Used with P/N 12-00421-03</b>	1
16	09-00304-00	NSI	Clock, 7 Day, CCW (Counterclockwise)	1
17	76-00701-06SV		Box Assembly	1
18	09-00137-00		O-Ring, Element Flange	4
19	09-00209-00		Element, 9 ft. lg. - Includes:	1
NS	09-00222-00		Sensor, Thermistor (Accessory 344 and Jack) - 15 ft. lg.	1
19	09-00236-00		Element, 9 ft. lg. <b>Used with P/N 14-00421-01 &amp; -02</b>	1
20	09-00136-00	NSI	Screw, Flange	2
21	66U1-5321-7		Washer, Flat, 1/4 - SSt	2
22	66U1-5361-25		Screw, Cap, Hex Head, 1/4-20 x .75 lg. - SST	4
23	34-06053-13		Washer, Retaining, .19 I.D. x .80 O.D. - Mylar	2
24	69NT35-2692-1		Washer, Fender, 1/4 I.D. x .993-1.015 O.D.	2
NS	PL		Battery - 1.5 volt (D cell size) Alkaline	1
NS	09-00303-00		Battery Cover (Includes Hardware)	1
NS	22-02243-00		Pin (Use with Partlow Thermistor Assembly)	3
NS	09-00128-00		Charts °F - 31 Day (Box of 50) (-20°F to +80°F)	A/R
NS	09-00128-01		Charts °C - 31 Day (Box of 50) (-25°C to +25°C)	A/R
NS	09-00125-01		Charts °C - 7 Day (Box of 50) (-25°C to +25°C)	A/R



2.24 SAGINOMIYA RECORDING THERMOMETER (SEE MODEL CHART)

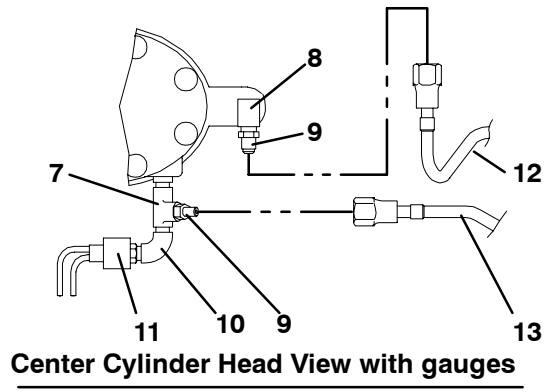
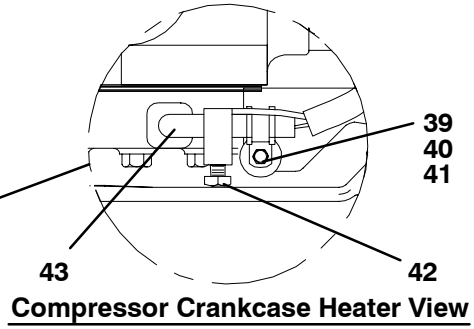
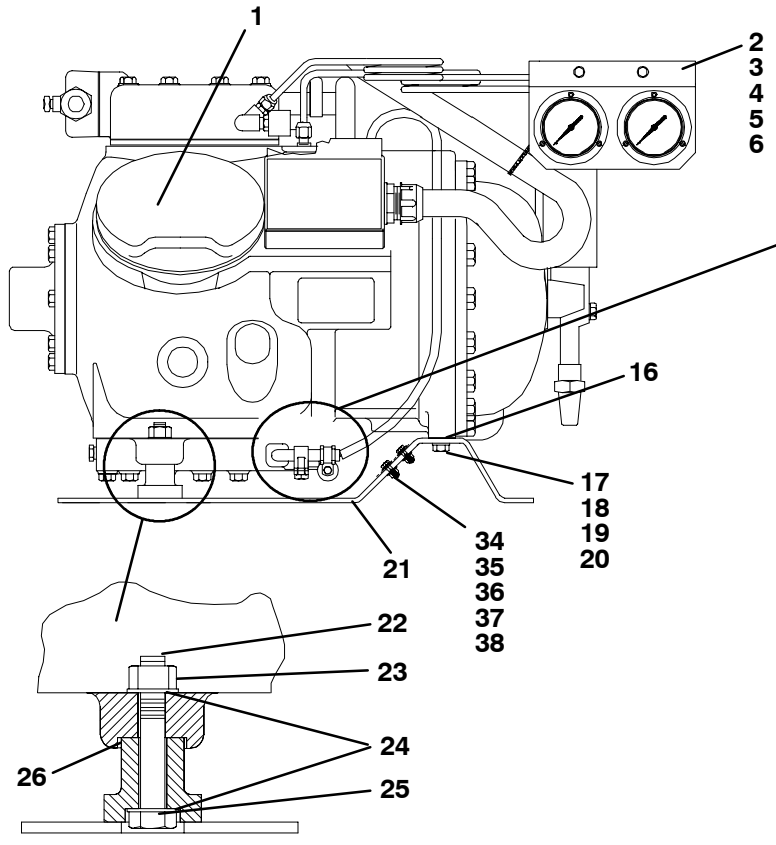


ITEM	PART NO.		DESCRIPTION	QTY
<b>2.24 SAGINOMIYA RECORDING THERMOMETER (SEE MODEL CHART)</b>				
-	76-00701-02	NSI	Recording Thermometer Assembly w/Return Sensor - Includes:	1
-	76-00701-03	NSI	Recording Thermometer Assembly w/Return and Supply Sensor - Includes: - Optional	1
-	12-01094-00		Recording Thermometer w/Return Sensor - Includes:	1
-	12-01094-01		Recording Thermometer w/Return and Supply Sensor -Includes:	1
1	09-00365-00		Stylus, Lift Arm ( <b>See NOTE</b> )	1
2	09-00364-00		Element Assembly	1
3	09-00367-00		Element Assembly ( <b>Used on P/N 12-01094-01</b> )	1
4	09-00362-00		Indicator, Voltage	1
5	09-00363-00		Plate, Recorder	1
6	PL		Battery (Mallory R14P/S 1.5 vdc)	1
7	09-00326-00		Shaft, Chart	1
8	09-00329-00	NSI	Block, Terminal	1
9	09-00322-00		Timer (31 Day)	1
10	09-00325-00		Nut, Chart (Male)	1
11	69NT40-402-1		Sensor Assembly, Return Temperature (Optional) - Includes:	1
NS	12-01095-00		Sensor, Thermistor	1
12	22-02370-00		Jack, Phono (Optional)	2
13	76-00701-06SV		Box Assembly, Recorder	1
14	42-01098-00		Gasket, Door	1
15	76-00701-05		Door Assembly, Recorder Box - Includes:	1
16	66U1-6811-10		Screw, Retaining	2
NS	34-06169-00		Washer, Retaining	2
17	34-01142-01		Receptacle, Retaining	2
18	69NT35-5022-3		Window, Lexan	1
19	69NT35-5352		Gasket, Window	1
20	69NT35-9343		Bracket, Window Mounting	1
21	69NT35-5492		Plate, Window Mounting	2
22	PL		Nut, Hex Head, #10-32 - SST	4
23	PL		Washer, Lock, #10 - SST	4
24	69NT40-392		Hinge Assembly	2
25	58-04101-00		Protector, Mylar (For Hinge)	4
NS	09-00128-01		Charts °C - 31 Day (Box of 50) (-25°C to +25°C)	A/R
NS	09-00128-00		Charts °F - 31 Day (Box of 50) (-20°F to +80°F)	A/R

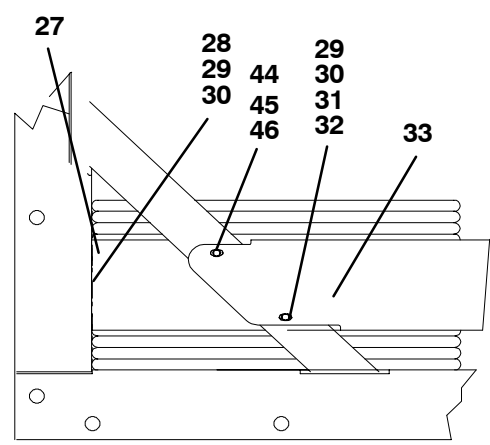
**NOTE:** The quantity is two for this item when using P/N 12-01094-01.

ITEM	PART NO.	DESCRIPTION	QTY
------	----------	-------------	-----

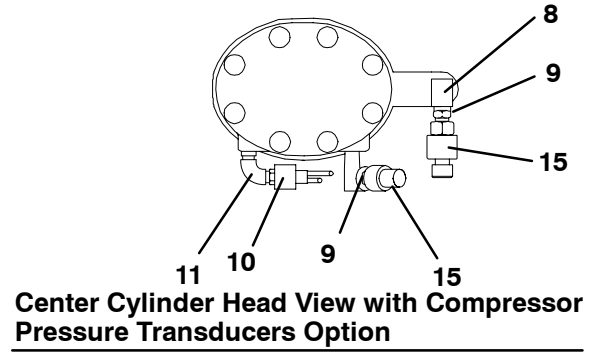
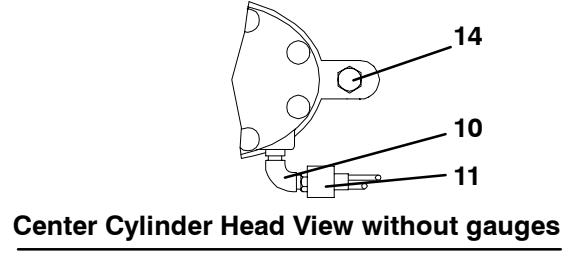
**2.25 COMPRESSOR MOUNTING AND RELATED COMPONENTS**



**Compressor Foot - Cutaway View**



**Unit - Sectional View**



1	-	Compressor - Refer to Section 5	-
2	69NT40-942	Stiffener Assembly	1
2	69NT41-106-2	Stiffener Assembly <b>NT0074 &amp; UP</b>	1
NS	66U1-5321-8	Washer, Flat, #10 - SST	2
NS	66U1-5371-6	Screw, Hex Head, #10-24 x 3/4 lg. - SST	2
NS	34-06053-05	Washer, Mylar, 0.205 ID x 0.600 OD	2
3	69NT43-466-2SV	Bracket Assembly, Gauge	1
3	69NT43-466-4	Bracket Assembly, Gauge <b>NT0275,NT0277NT0315,NT0354,NT0381,NT0385</b>	1

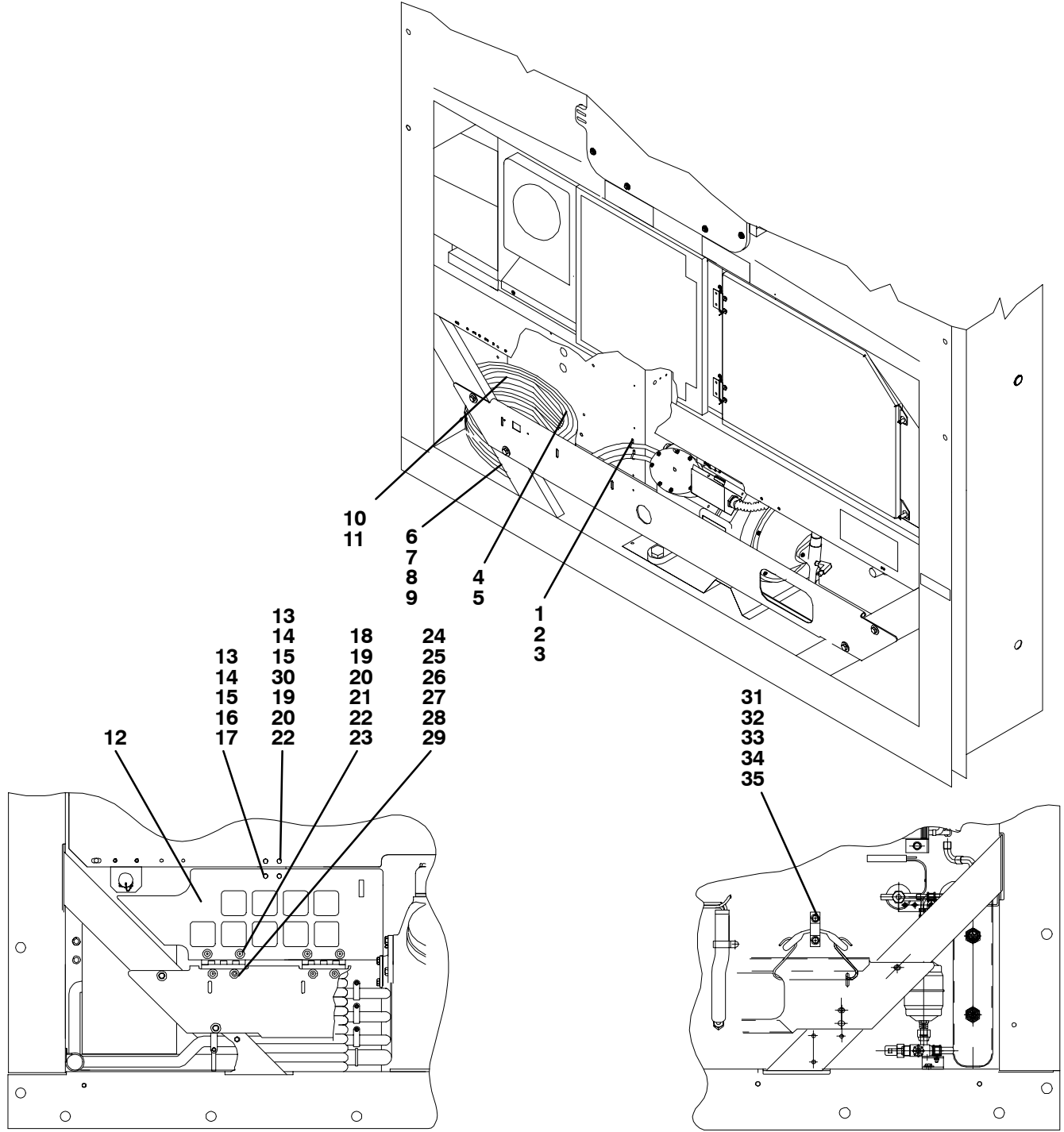
**Used to mount Stiffener Assembly**

ITEM	PART NO.		DESCRIPTION	QTY
<b>2.25 COMPRESSOR MOUNTING AND RELATED COMPONENTS</b>				
3	69NT43-466-6	NSI	Bracket Assembly, Gauge <b>NT0274</b>	1
4	12-01124-01		Gauge, Suction Pressure ( <b>See Model Chart</b> )	1
5	12-01125-01		Gauge, Discharge Pressure ( <b>See Model Chart</b> )	1
6	66U1-6651-19	NSI	Screw, Pan Head, #6-32 x 7/16 lg. - SST	6
7	CA21JA051		Tee, 1/4 npt	1
8	40-00060-02		Elbow, 90 Degree Street, 1/4 mpt x 1/4 mpt - Brass	1
9	06DA403-844		Valve Assembly, Core, Check (Schrader Valve) - Brass	2
10	14-01093-00		Snubber Assembly	1
11	12-00309-00		Switch, High Pressure (HPS)	1
11	12-00309-03		Switch, High Pressure (HPS) <b>NT0074,NT0091,NT0094-NT0099,NT0102,NT0103,NT0105-NT0110,NT0112 &amp; UP</b>	1
NS	22-01585-00		Connector, Male, 2 Pin <b>Used w/12-00309-00</b>	1
NS	22-02392-00SV		Connector, Female, 2 Pin <b>Used w/12-00309-03</b> (Includes terminals & cable seal)	1
NS	22-02394-00		Seal, Cable ( <b>Used w/12-00309-00</b> )	1
12	69NT41-553		Tube Assembly, Low Pressure	1
12	69NT41-553-1	NSI	Tube Assembly, Low Pressure <b>NT0274</b>	1
13	69NT41-543		Tube Assembly, High Pressure	1
13	69NT41-543-1	NSI	Tube Assembly, High Pressure <b>NT0274</b>	1
14	40-00123-02		Plug, Pipe, 1/4-18 nptf - Brass	1
15	12-00352-00		Transducer, Pressure ( <b>See Model Chart</b> )	2
16	69NT35-6132	NSI	Protector (Compressor to Compressor Base)	1
17	AU11JR241	NSI	Washer, Lock, 3/8 - SST	2
18	AA06JA232	NSI	Capscrew, Hex Head, 3/8-16 x 1-1/4 lg. - SST	2
19	34-00829-13	NSI	Washer, Flat, 3/8 - SST	2
20	58-50013-00		Washer, Mylar, 0.375 ID x 1.00 OD	2
21	69NT43-469		Base, Compressor	1
NS	66U1-5361-49	NSI	Bolt, Hex Head, 3/8-16 x 1.25 lg. - SST	7
NS	66U1-5321-5		Washer, Flat, 3/8 - SST	7
NS	AU11JR241	NSI	Washer, Lock, 3/8 - SST	7
NS	58-50013-00		Washer, Mylar, 0.375 ID x 1.00 OD	7
22	34-00849-22		Capscrew, 7/16-14 x 2-3/4 lg. - SST	2
23	34-00667-14		Locknut, 7/16-14 - SST	2
24	66U1-5321-8		Washer, Flat, 7/16 - SST	4
25	34-06053-07		Washer, Mylar, 0.438 ID x 0.922 OD	2
26	58-50013-01		Washer, Mylar, 0.438 ID x 1.125 OD	2
27	68-12993-00	NSI	Panel, Guard	1
27	68-12381-00	NSI	Panel, Guard <b>NT0140,NT0192,NT0197,NT0204,NT0255,NT0262</b>	1
28	66U1-5361-25		Screw, Hex Head, 1/4-20 x 3/4 lg. - SST	1
29	66U1-5321-7		Washer, Flat, 1/4 - SST	9
30	58-50013-02		Washer, Mylar, 1/4 ID x 3/4 OD	9
31	66U1-5361-11		Capscrew, Hex Head, 1/4-20 x 1-1/2 lg. - SST	4
32	34-00667-11		Locknut, 1/4-20 - SST	4
33	68-12432-01		Guard, Compressor	1
33	68-12432-00		Guard, Compressor <b>NT0187,NT0198,NT0199,NT0200,NT0275,NT0277,NT0315,NT0354,NT0381,NT0385</b>	1
34	69NT35-8248		Bracket, Heater <b>NT0127,NT0210,NT0278</b>	1
35	34-00665-08	NSI	Screw, Hex Head, 1/4-20 x 1.00 lg - SST	2
36	58-50013-02		Washer, Mylar, 0.25 ID x 0.75 OD	4
37	34-00662-11		Washer, Flat, 1/4 x 0.05 Thk.	4
38	34-00667-11		Locknut, 1/4-20	2
39	44-00370-03	NSI	Clamp, Tube,Cushioned, 1/2 Diameter - SST	1
40	58-50013-04		Washer, Mylar, 1/4 ID x 1.0 OD	1
41	66U1-5381-1		Screw, Hex Head, #10-24 x 3/4 lg. - SST	1
42	22-01773-00	NSI	Clamp, Grounding	1
43	24-02005-00		Heater, Compressor Crankcase (CCH) <b>NT0127</b>	1
44	34-00792-07	NSI	Screw, Hex Head, 5/16-18 x .88 lg. - SST	1
45	66U1-5321-4	NSI	Washer, Flat, 5/16 - SST	1
46	58-50013-00		Washer, Mylar, 0.375 I.D. x 1.00 O.D.	1

} **Used to mount  
Compressor Base  
to unit frame**

ITEM	PART NO.	DESCRIPTION	QTY
------	----------	-------------	-----

2.26 VOLTAGE OPTIONS



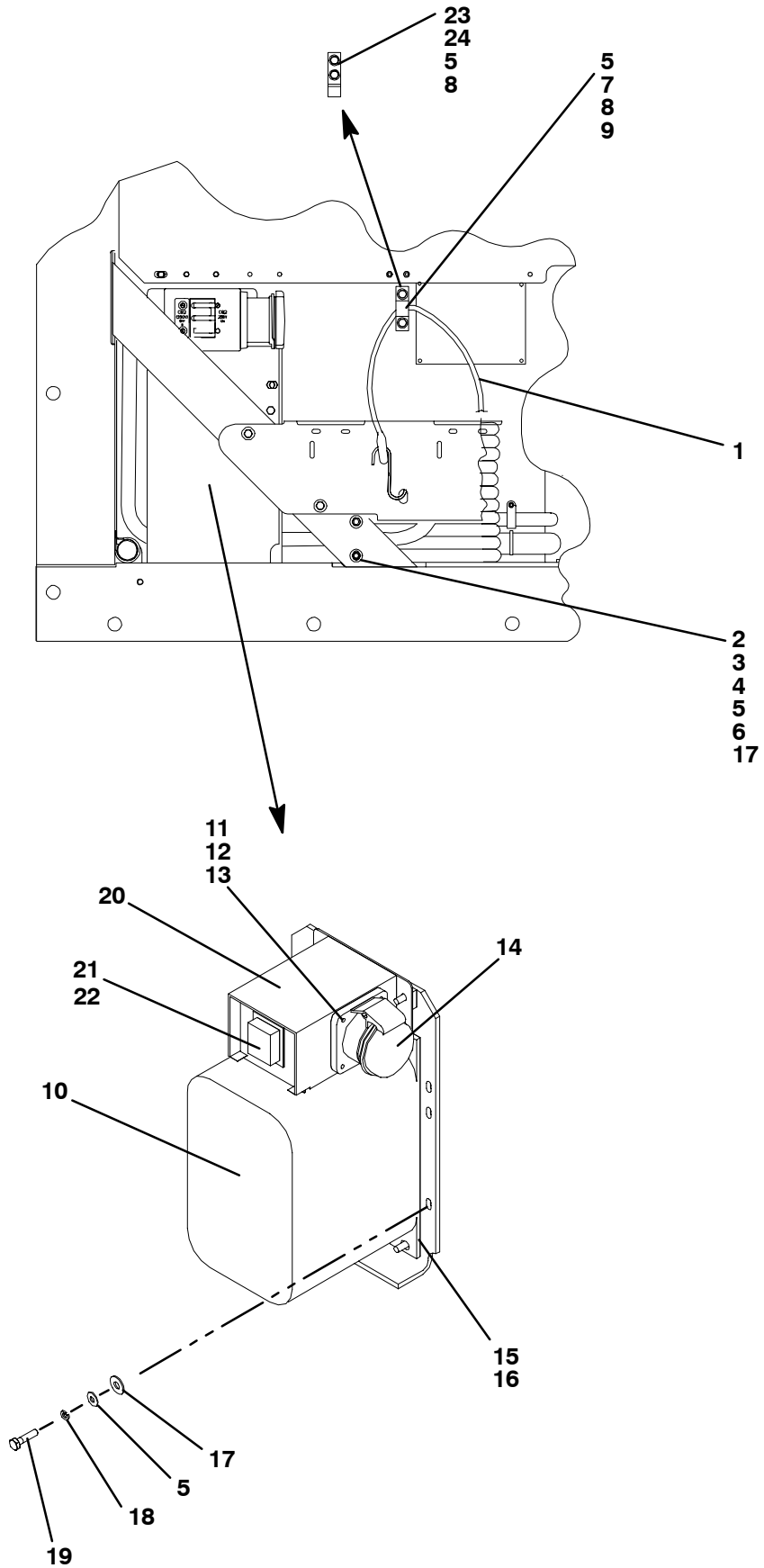
**POWER CABLE DOOR**

**RIGHT SIDE CABLE RESTRAINT**

1	34-00373-56	NSI	Clamp, Tube, Cushioned, 9/16 Diameter <b>(Used with Transicord)</b>	A/R
1	34-00373-59		Clamp, Tube, Cushioned, 3/4 Diameter	A/R
2	66U1-5381-1		Screw, Hex Head, #10-24 x 3/4 lg. - SST	1
3	58-50013-04		Washer, Mylar, 1/4 ID x 1.00 OD	A/R
4	22-01551-00		Cable, Power - Yellow, 33 amp, 11 AWG, Transicord <b>(460 vac)</b>	A/R
4	66U1-9782		Cable, Power - Yellow, 25 amps, 10 AWG <b>(460 vac)</b>	A/R
5	22-02378-00		Plug, Power - Mennekes <b>(460 vac)</b> - Includes:	1
NS	42-50011-00		Gasket	1
5	66U1-3123-1		Plug, Power - Mipco <b>(460 vac)</b> - Includes:	1

ITEM	PART NO.	DESCRIPTION	QTY
<b>2.26 VOLTAGE OPTIONS</b>			
NS	42-50012-00	Gasket	1
5	22-02232-00	Plug, Power (460 vac) NT0191,NT0201,NT0334,NT0326	1
NS	22-02324-01	NSI Bushing (Used with 10 & 11 AWG)	4
5	22-02414-00	Plug, Power - Wilco (460 vac) NT0098,NT0124,NT0146	1
NS	22-01765-00	NSI Adapter, Plug, 32 amp/CCE17 to 30/32 amp Australian Standard - (Used with P/N 22-02414-00) NT0098,NT0124,NT0146	1
5	22-01731-00	NSI Plug, Power - Mipco (460 vac) NT0091,NT0157,NT0187,NT0198,NT0199,NT0200,NT0275,NT0277,NT0315,NT0354,NT0381,NT0385	1
5	22-01731-01	NSI Plug, Power - Mipco (460 vac) NT0192,NT0197,NT0204,NT0262,NT0265	1
6	69NT35-6412	NSI Clamp, Cable	1
7	58-04026-07	Protector, Mylar	1
8	66U1-5361-11	Screw, Hex Head, 1/4-20 x 1-1/2 lg. - SST	2
9	34-00667-11	Locknut, Hex Head, 1/4-20 - SST	2
10	66U1-9782-1	NSI Cable, Power - Black, 35 amps, 8 AWG (230 vac)	A/R
11	22-02322-00	Plug, Power - Mipco (230 vac)	1
11	66U1-6782-3	NSI Plug, Power - Mipco (230 vac) NT0046,NT0067,NT0068,NT0097,NT0121,NT0139,NT0151,NT0157,NT0182,NT0187,NT0198,NT0199,NT0200,NT0239,NT0252,NT0274,NT0275,NT0277,NT0315,NT0354,NT381,NT085	1
11	22-01770-00	NSI Plug, Power - Hubbell (230 vac) NT0110	1
NS	22-02324-02	NSI Bushing (Used with 8 AWG)	4
12	69NT41-724-4	Cover Assembly w/Latch, Cable Storage NT0005,NT0008,NT0024,NT0027,NT0029,NT0035,NT0037,NT0040,NT0041,NT0044,NT0046,NT0050,NT0055,NT0056,NT0057,NT0061,NT0065,NT0067,NT0068,NT0069,NT0071,NT0081,NT0082,NT0088,NT0089,NT0091,NT0092,NT0094,NT0097,NT0102,NT0104,NT0105,NT0106,NT0108,NT0112,NT0113,NT0119,NT0121,NT0122,NT0124,NT0125,NT0126,NT0131,NT0132,NT0137,NT0138,NT0139,NT0141,NT0146,NT0151,NT0152,NT0153,NT0154,NT0156,NT0157,NT0158,NT0159,NT0160,NT0161,NT0163,NT0165,NT0166,NT0167,NT0168,NT0169,NT0173,NT0174,NT0176,NT0177,NT0178,NT0180,NT0182,NT0185,NT0189,NT0200,NT0209,NT0211,NT0214,NT0222,NT0223,NT0235,NT0236,NT0237,NT0239,NT0240,NT0241,NT0242,NT0247,NT0252,NT0258,NT0259,NT0263,NT0264,NT0269,NT0271,NT0284,NT0286,NT0288,NT0272,NT0290,NT0294,NT0299,NT0300,NT0309,NT0311,NT0312,NT0326,NT0340,NT0347,NT0349,NT0353,NT0358,NT0386,NT0389,NT0414,NT0415,NT0428,NT0429,NT0090 - Includes:	1
13	34-06126-08	Screw, Hex Head, #4-40 x 1/2 lg. - SST	2
14	34-00662-05	Washer, Flat, #4 -SST	4
15	34-00667-05	Locknut, Hex Head, #4-40	2
16	34-06053-08	Washer, Mylar, 1/8 ID x 3/8 OD	2
17	44-00340-03	Latch	1
18	69NT35-8032	Hinge	2
19	66U1-2403	Screw, Truss Head, #10-24 x 1/2 lg. - SST	4
20	66U1-5321-8	Washer, Flat, #10	4
21	34-00667-09	NSI Locknut, Hex Head, #10-24 - SST	4
22	34-06053-05	Washer, Mylar, 3/16 ID x 5/8 OD	4
23	58-04001-02	NSI Protector, Mylar	2
24	58-04001-01	NSI Protector, Mylar	1
25	34-06053-05	Washer, Mylar, 3/16 ID x 5/8 OD	2
26	34-01167-01	Retainer,Nut	1
27	66U1-2403	Screw, Truss Head, #10-24 x 1/2 lg. - SST	2
28	66U1-5321-8	Washer, Flat, #10 - SST	2
29	66U1-5331-3	Washer, Lock, #10 - SST	4
30	44-00340-05	Latch, Catch	1
31	66U1-2603	Strap, Tie Down	2
32	69NT35-5992	NSI Cable Restraint	2
33	66U1-5361-25	Screw, Cap, Hex Head 1/4-20 x .75 lg. - SST	4
34	66U1-5321-7	Washer, Flat, 1/4 - SST	4
35	58-50013-04	Washer, Mylar .25 I.D. x 1.00 O.D.	4

2.27 MODULAR AUTOTRANSFORMER OPTION

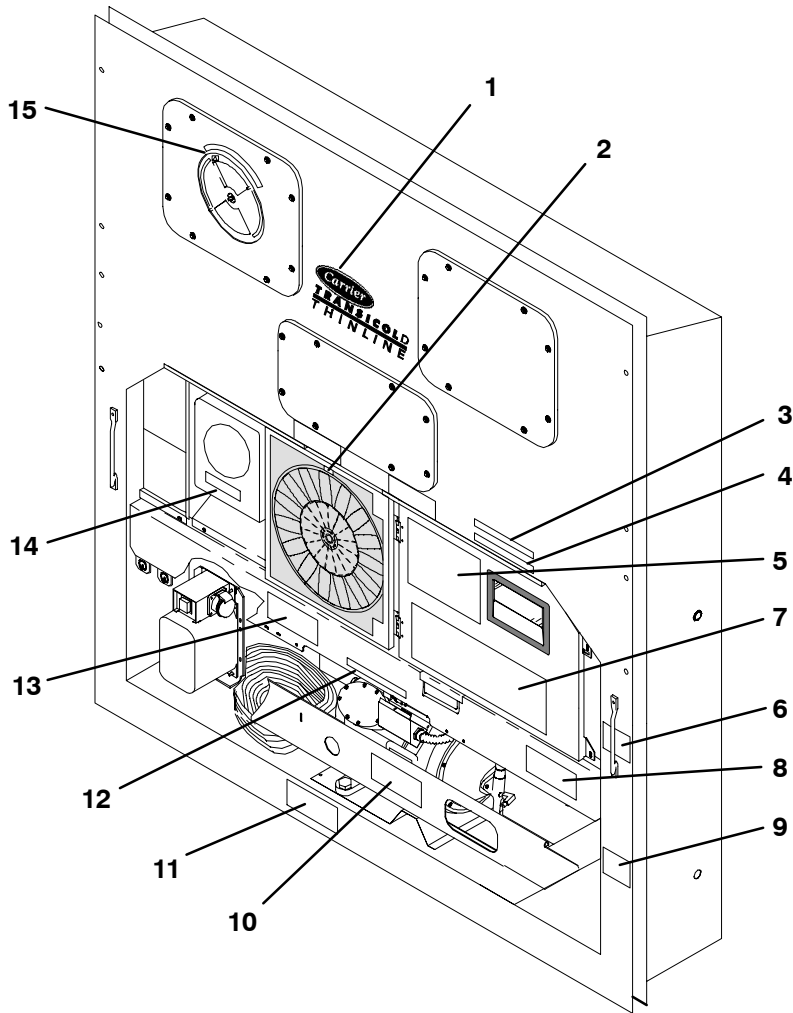


ITEM	PART NO.	DESCRIPTION	QTY
<b>2.27 MODULAR AUTOTRANSFORMER OPTION</b>			
-	76-00670-01	Transformer Kit, Field Installation, <b>with CB2</b> - Includes:	-
-	76-00670-02	Transformer Kit, Field Installation, <b>without CB2</b> - Includes:	-
1	66U1-2603	Strap, Tie Down	1
2	69NT35-6412-2	NSI Clamp, Cable Cutter, 8 AWG cable	1
2	69NT35-6412	NSI Clamp, Cable Cutter, 10 AWG cable	1
2	69NT35-6412-1	NSI Clamp, Cable Cutter, 11 AWG cable	1
3	58-04026-07	Protector, Mylar	1
4	66U1-5361-11	Screw, Machined Hex Head, 1/4-20 x 1-1/2 lg. - SST	2
5	66U1-5321-7	Washer, Flat, 1/4 - SST	A/R
6	34-00667-11	Locknut, Hex Head, 1/4-20 - SST	2
7	69NT35-5992	NSI Clamp, Tie Down Strap	1
8	66U1-5361-25	Bolt, Hex Head, 1/4-20 x 3/4 lg. - SST	A/R
9	58-50013-04	Washer, Mylar, 0.25 ID x 1.00 OD	2
10	10-01139-04	Transformer, Dual Voltage Modular ( <b>See Model Chart</b> )	1
11	66U1-5371-7	Screw, Hex Head, #10-24 x 1/2 lg. - SST	4
12	66U1-5321-8	Washer, Flat, #10 - SST	4
13	34-06053-05	Washer, Mylar, 0.205 ID x 0.600 OD	4
14	22-01679-00	Receptacle, Mennekes - 30 amp	1
14	22-01734-01	Receptacle, CEE-17 - 32 amp <b>NT0187,NT0198,NT0199,NT0200,NT0275,NT0277,NT0315,NT0354,NT0381,NT0385</b>	1
14	22-01679-01	Receptacle, Mennekes - 30 amp <b>NT0274</b>	1
15	69NT43-374	NSI Bracket Assembly	1
16	58-04026-17	NSI Protector, Mylar	2
17	58-50013-02	Washer, Mylar, 0.250 ID x 0.800 OD	5
18	AU11JR171	Washer, Lock, 1/4 - SST	5
19	AA06JA170	Screw, Hex Head, 1/4-20 x 1.00 lg.	5
NS	22-01778-00	NSI Terminal Block - <b>Used only without CB2</b>	1
20	69NT43-470-1	Box Assembly - <b>Used only without CB2</b>	1
20	69NT43-470	Box Assembly - <b>Used only with CB2</b>	1
-	76-00667-05	Circuit Breaker Kit, Field Installation - Includes:	
21	10-00083-05	Circuit Breaker, 70 amp - 250 vac, 50/60 hz	1
22	66U2-1531	Boot - Includes:	1
NS	NSS	Frame	1
NS	NSS	Screw, Self Sealing, #6-32 x 3/8 lg. - SST	6
23	69NT35-8382	NSI Cable Restraint, J-Hook <b>NT0015,NT0018,NT0022,NT0060,NT0072,NT0074,NT0135,NT0183,NT0208,NT0226,NT0246,NT0253,NT0267,NT0273,NT0280,NT0307,NT0317</b>	1
24	58-04026-22	Protector, Mylar	1



ITEM	PART NO.	DESCRIPTION	QTY
------	----------	-------------	-----

2.28 LABELS AND DECALS



1	62-02531-00		Decal, Carrier Transicold Thinline	1
1	62-02531-01	NSI	Decal, Carrier <b>NT0001,NT0002,NT0017,NT0062,NT0078,NT0079,NT0084,NT0085,NT0095,NT0096,NT0212</b>	1
1	62-02531-02	NSI	Decal, Carrier Transicold <b>NT0187,NT0198,NT0199,NT0275,NT0277,NT0315,NT0354,NT0381,NT0385</b>	1
2	66U1-8912		Label, Rotation Arrow	1
3	69NT35-3867		Label, Economy Mode <b>NT0015,NT0018,NT0022,NT0060,NT0072,NT0074,NT0183,NT0208,NT0226,NT0246,NT0253,NT0267,NT0280,NT0307,NT0317</b>	1
4	69NT35-3907	NSI	Label, Humidity Control Sensor <b>NT0001,NT0002,NT0007,NT0008,NT0013,NT0014,NT0015,NT0017,NT0018,NT0022,NT0056,NT0059,NT0060,NT0061,NT0062,NT0072,NT0073,NT0074,NT0078,NT0079,NT0084,NT0085,NT0091,NT0095,NT0096,NT0102,NT0106,NT0108,NT0131,NT0137,NT0140,NT0163,NT0178,NT0182,NT0183,NT0185,NT0192,NT0197,NT0204,NT0208,NT0210,NT0212,NT0213,NT0218,NT0219,NT0226,NT0240,NT0241,NT0243,NT0244,NT0245,NT0246,NT0247,NT0253,NT0259,NT0260,NT0262,NT0263,NT0264,NT0265,NT0266,NT0267,NT0271,NT0275,NT0277,NT0280,NT0284,NT0286,NT0288,NT0290,NT0294,NT0295,NT0296,NT0297,NT0299,NT0300,NT0307,NT0311,NT0315,NT0317,NT0326,NT0335,NT0336,NT0343,NT0347,NT0348,NT0349,NT0353,NT0354,NT0358,NT0381,NT0385,NT0410,NT0414,NT0415,NT0429</b>	1
5	62-02721-00		Label, Function Code - <i>English</i>	1

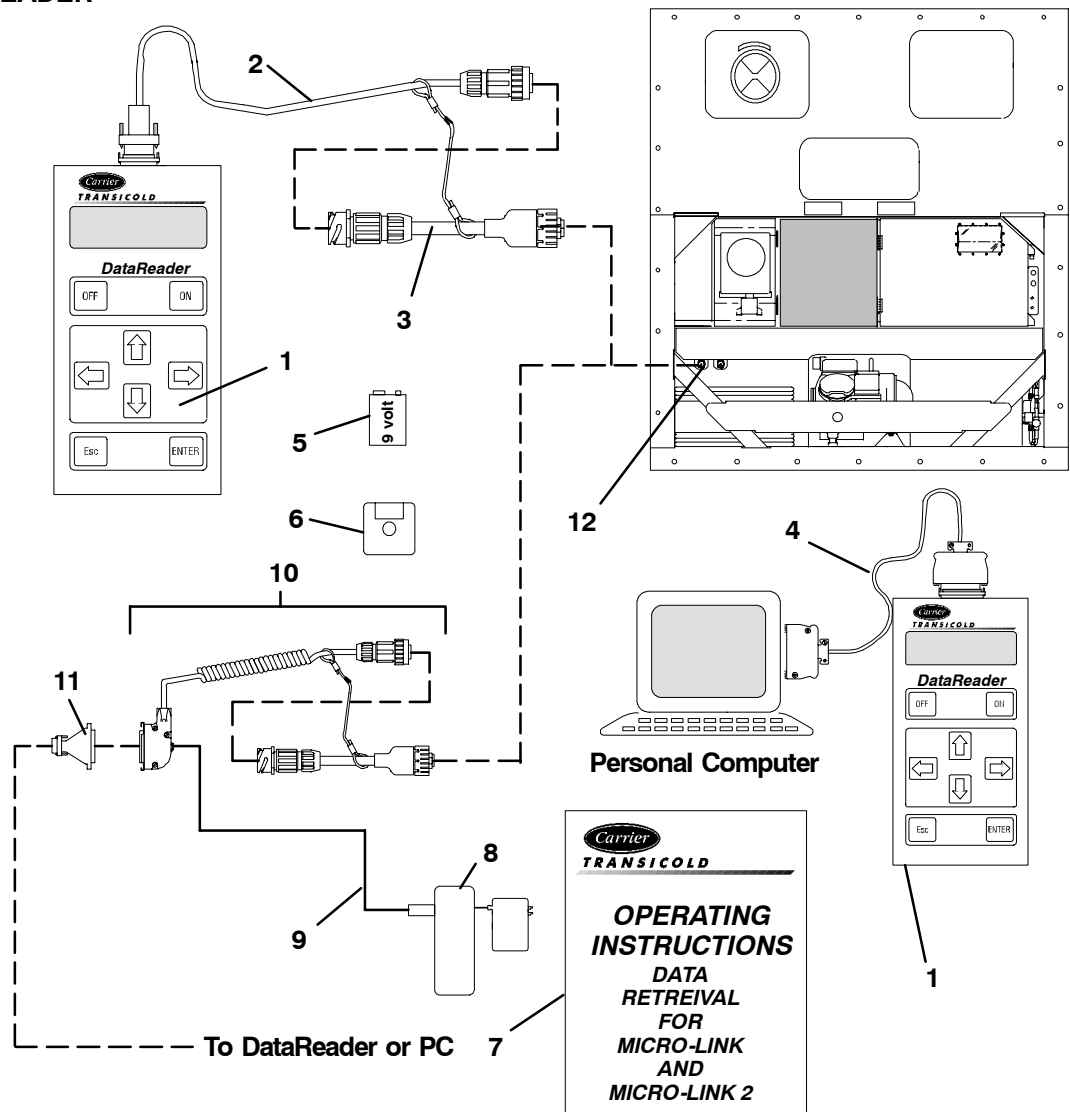
ITEM	PART NO.		DESCRIPTION	QTY
<b>2.28 LABELS AND DECALS</b>				
5	62-02721-01		Label, Function Code - <i>French</i> <b>NT0007</b>	1
5	62-02721-02	NSI	Label, Function Code - <i>English w/Humidity</i> <b>NT0197,NT0204,NT0265,NT0267</b>	1
5	62-02721-03	NSI	Label, Function Code - <i>English w/Evap. Fan Safeties</i> <b>NT0187,NT0198,NT0199,NT0275,NT0277,NT0315,NT0354,NT0381,NT0385</b>	1
6	62-02819-00	NSI	Label, Warning (CCH) <b>NT0127</b>	1
6	69NT35-8218-1		Label, Warning (CCH) <b>NT0210</b>	1
7	62-02720-00		Label, Operating Instructions - <i>English</i> <b>NT0001,NT0002,NT0017,NT0037,NT0043,NT0047,NT0050,NT0053,NT0054,NT0055,NT0056,NT0057,NT0059,NT0061,NT0062,NT0064,NT0065,NT0069,NT0070,NT0073,NT0078,NT0079,NT0083,NT0084,NT0085,NT0094,NT0095,NT0096,NT0098,NT0099,NT0101,NT0103,NT0104,NT0105,NT0109,NT0110,NT0111,NT0112,NT0113,NT0118,NT0119,NT0120,NT0122,NT0124,NT0127,NT0129,NT0132,NT0133,NT0134,NT0136,NT0138,NT0141,NT0146,NT0147,NT0156,NT0158,NT0159,NT0160,NT0161,NT0162,NT0163,NT0166,NT0167,NT0169,NT0173,NT0174,NT0175,NT0176,NT0182,NT0184,NT0188,NT0189,NT0200,NT0209,NT0210,NT0211,NT0212,NT0214,NT0215,NT0216,NT0219,NT0220,NT0222,NT0223,NT0225,NT0228,NT0235,NT0237,NT0241,NT0242,NT0247,NT0251,NT0254,NT0259,NT0260,NT0263,NT0264,NT0268,NT0269,NT0271,NT0272,NT0282,NT0283,NT0284,NT0285,NT0286,NT0288,NT0290,NT0294,NT0299,NT0300,NT0302,NT0308,NT0309,NT0311,NT0312,NT0322,NT0326,NT0335,NT0336,NT0340,NT0343,NT0344,NT0345,NT0347,NT0348,NT0349,NT0353,NT0358,NT0365,NT0386,NT0387,NT0389,NT0410,NT0414,NT0415,NT0428,NT0429</b>	1
7	69NT35-2018		Label, Operating Instructions - <i>English/Spanish</i> <b>NT0015,NT0018,NT0022,NT0060,NT0072,NT0074,NT0140,NT0183,NT0192,NT0197,NT0204,NT0207,NT0208,NT0226,NT0262,NT0265</b>	1
7	62-02743-00	NSI	Label, Operating Instructions - <i>French</i> <b>NT0007</b>	1
7	62-02743-01	NSI	Label, Operating Instructions - <i>English/Spanish</i> <b>NT0035,NT0046,NT0056,NT0067,NT0068,NT0071,NT0076,NT0080,NT0081,NT0082,NT0088,NT0089,NT0090,NT0092,NT0097,NT0121,NT0139,NT0151,NT0157,NT0165,NT0168,NT0177,NT0180,NT0187,NT0191,NT0198,NT0199,NT0201,NT0202,NT0236,NT0239,NT0252,NT0258,NT0275,NT0277,NT0315,NT0334,NT0354,NT0381,NT0385</b>	1
7	62-02743-02	NSI	Label, Operating Instructions - <i>English/Korean</i> <b>NT0008,NT0091,NT0102,NT0106,NT0108,NT0131,NT0137,NT0178,NT0185,NT0240,NT0245,NT0418</b>	1
7	62-02743-04	NSI	Label, Operating Instructions - <i>English/Chinese</i> <b>NT0051,NT0143,NT0152,NT0289,NT0325,NT0388</b>	1
7	62-02743-05	NSI	Label, Operating Instructions - <i>English/German/Spanish</i> <b>NT0107,NT0207,NT0417</b>	1
7	62-02743-06	NSI	Label, Operating Instructions - <i>Taiwanese/Chinese</i> <b>NT0125,NT0126,NT0153,NT0154,NT0274</b>	1
7	62-02743-07	NSI	Label, Operating Instructions - <i>English/Chinese</i> <b>NT0190,NT0250,NT0298,NT0303,NT0333,NT0341</b>	1
7	62-02743-08	NSI	Label, Operating Instructions - <i>English/Korean</i> <b>NT0213,NT0218,NT0244,NT0266</b>	1
7	62-02743-09	NSI	Label, Operating Instructions - <i>English/Japanese/Chinese</i> <b>NT0224</b>	1
7	62-02743-10	NSI	Label, Operating Instructions - <i>English/Spanish</i> <b>NT0238,NT0246,NT0253,NT0267,NT0278,NT0280,NT0307,NT0317,NT0318</b>	1
7	62-02743-09	NSI	Label, Operating Instructions - <i>English/Japanese/Chinese</i> <b>NT0224</b>	1
7	62-02743-10	NSI	Label, Operating Instructions - <i>English/Spanish</i> <b>NT0238,NT0246,</b>	1
7	62-02743-12	NSI	Label, Operating Instructions - <i>English/</i> with Saginomia <b>NT0295,NT0296</b>	1
7	62-02743-13	NSI	Label, Operating Instructions - <i>English/</i> with Saginomia <b>NT0297</b>	1

ITEM	PART NO.		DESCRIPTION	QTY
<b>2.28 LABELS AND DECALS (CONTINUED)</b>				
8	62-02562-00		Label, Micro-Link 2/USDA NT0001,NT0002,NT0014,NT0017,NT0047,NT0056,NT0062,NT0071,NT0073,NT0078,NT0079,NT0084,NT0085,NT0095,NT0096,NT0106,NT0107,NT0108,NT0125,NT0126,NT0140,NT0153,NT0154,NT0163,NT0175,NT0178,NT0192,NT0197,NT0204,NT0207,NT0212,NT0243,NT0245,NT0262,NT0263,NT0265,NT0274,NT0284,NT0286,NT0288,NT0295,NT0296,NT0302,NT0347,NT0348,NT0349,NT0414,NT0415,NT0417,NT0429	1
8	62-02562-01		Label, Micro-Link 2	1
9	62-02444-01		Label, Charge with R-134a	1
10	62-02530-00		Label, R-134a - Ozone Protection - <i>English</i>	1
10	62-02530-01	NSI	Label, R-134a - Ozone Protection - <i>Spanish</i> NT0015,NT0018,NT0022,NT0060,NT0072,NT0074,NT0183,NT0208,NT0226,NT0246,NT0307,NT0317	1
11	62-02458-00		Label, POE Compressor Oil	1
12	69NT35-8218	NSI	Label, Equipped w/Crankcase Heater (CCH) NT0127,NT0210	1
13	62-02785-00	NSI	Label, CE	1
NS	62-02785-00	NSI	Label, CE NT0183,NT0208,NT0226,NT0246,NT0253,NT0267,NT0280,NT0307,NT0317 (Located under serial plate)	1
13	62-02863-00	NSI	Label, Fan Warning <i>English/German/Spanish</i> NT0107,NT0207,NT0417	1
13	62-02863-01	NSI	Label, Fan Warning <i>English/Japanese/Chinese</i> NT0224	1
14	69NT20-1893		Label, Conversion NT0213,NT0218,NT0244,NT0266	1
14	69NT20-1893-1	NSI	Label, Conversion NT0001,NT0002,NT0008,NT0017,NT0062,NT0078,NT0079,NT0084,NT0085,NT0091,NT0095,NT0096,NT0102,NT0107,NT0131,NT0137,NT0157,NT0185,NT0207,NT0212,NT0240,NT0243,NT0417	1
14	62-02949-00	NSI	Label, Conversion NT0187,NT0198,NT0199,NT0200,NT0275,NT0277,NT0315,NT0354,NT0381,NT0385	1
15	-		<b>Refer to Section 2.11</b> for Fresh Air Makeup labels.	-
16	62-10048-00	NSI	Label, Interogator - NT0243	1
NS	69NT35-6118	NSI	Label, USDA (Location - Back of Unit, top left side) NT0001,NT0002,NT0014,NT0017,NT0047,NT0056,NT0062,NT0071,NT0073,NT0074,NT0078,NT0079,NT0084,NT0085,NT0095,NT0096,NT0107,NT0106,NT0108,NT0125,NT0126,NT0140,NT0153,NT0154,NT0163,NT0175,NT0178,NT0183,NT0192,NT0197,NT0204,NT0207,NT0208,NT0212,NT0226,NT0243,NT0245,NT0246,NT0258,NT0263,NT0267,NT0274,NT0280,NT0284,NT0286,NT0288,NT0295,NT0296,NT0302,NT0307,NT0317,NT0347,NT0348,NT0349,NT0414,NT0415,NT0417,NT0429	1
NS	62-02859-00		Label, Customer Identification (Located on controller module & compressor) NT0119,NT0122,NT0124,NT0138,NT0156,NT0160,NT0166,NT0167,NT0211,NT0235,NT0254,NT0263,NT0272	1

ITEM	PART NO.	DESCRIPTION	QTY
------	----------	-------------	-----

**3. INTERROGATOR AND ACCESSORIES**

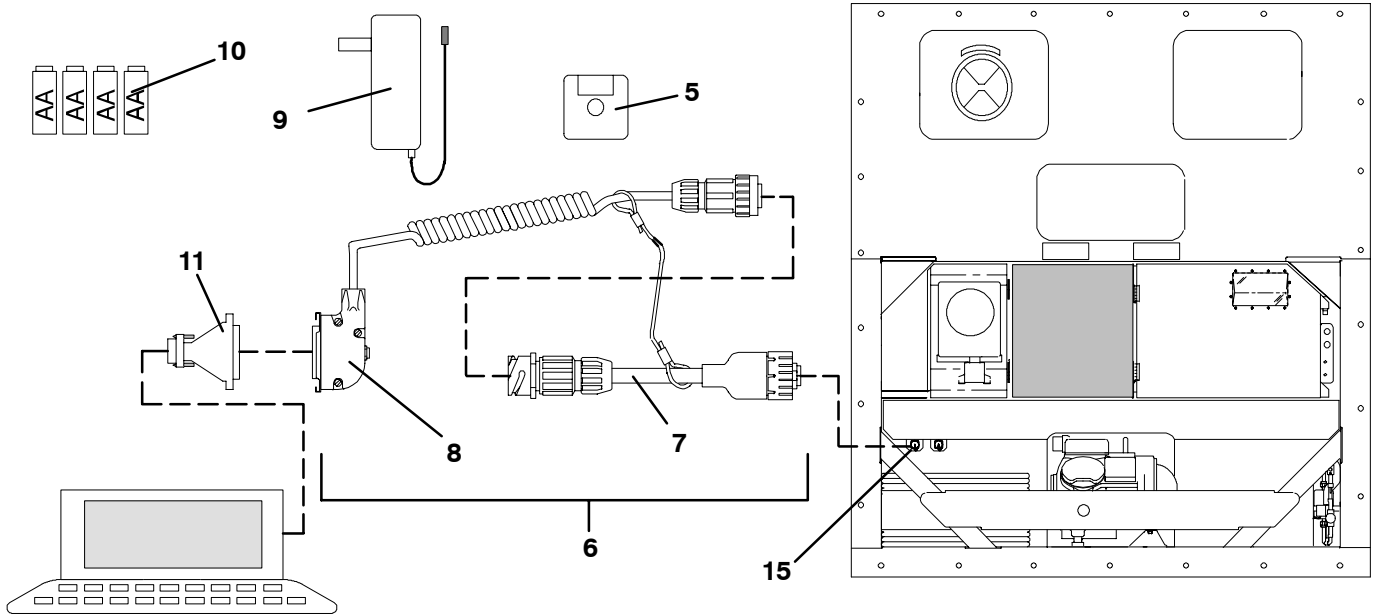
**3.1 DATAREADER**



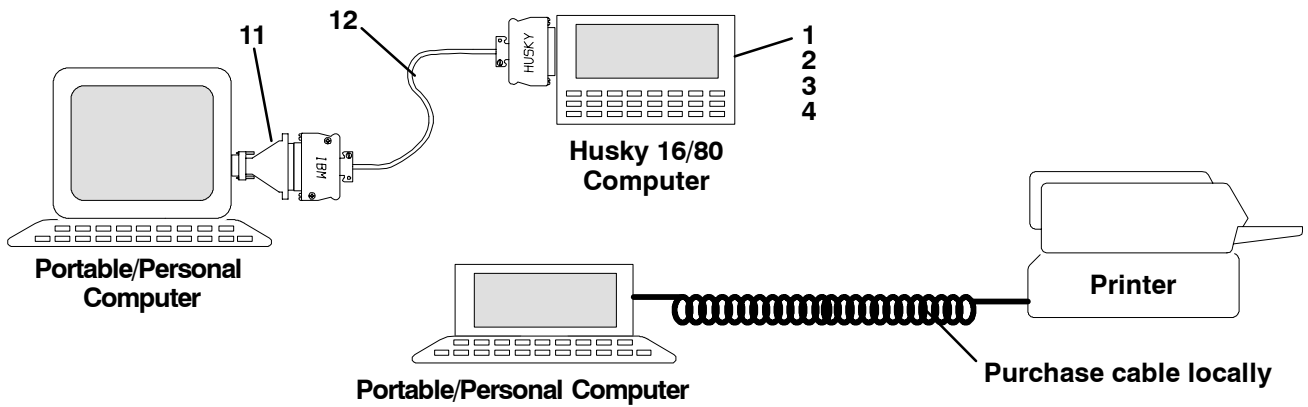
-	07-00321-04/2.2		Kit, DataReader - Includes:	1
1	12-00377-00	NSI	DataReader	1
2	22-01737-00		Cable, Download	1
3	22-01737-01		Cable, Adapter	1
4	22-01743-00		Cable, Upload	1
5	PL		Battery, Akaline - 9 Volt	1
6	12-00413-03C		Software, DataView (DOS) (3.5 DS/HD Diskette, Formatted)	1
7	62-02575-02	NSI	(See NOTE) - Includes:	1
			Manual, Operating Instructions	1
NS	22-01737-02		Cable, Palmtop	1
-	76-50058-00		Kit, Battery, with Cable - Includes:	1
8	NSS		Battery, External, with Battery Charger	1
9	22-02401-00		Cable	1
-	76-50059-00		Kit, Cable, with Adapter - Includes:	1
10	22-02418-02		Cable, Interrogator	1
11	22-02420-00		Adapter	1
12	-		Receptacle - Refer to section 3.4	-

**NOTE:** If a DS/DD Diskette is required, contact a Customer Service Representative.

**3.2 PORTABLE/PERSONAL COMPUTERS**



**Portable/Personal Computer**



**Portable/Personal Computer**

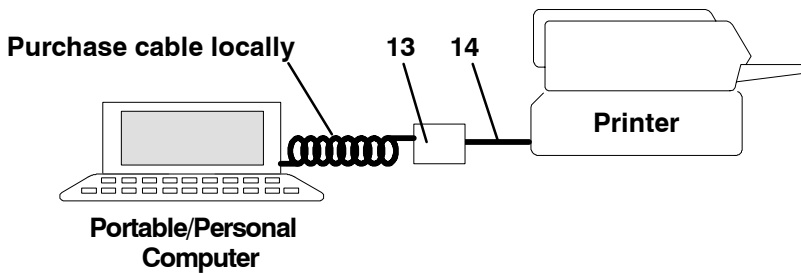
**Husky 16/80 Computer**

**Printer**

**Portable/Personal Computer**

**Purchase cable locally**

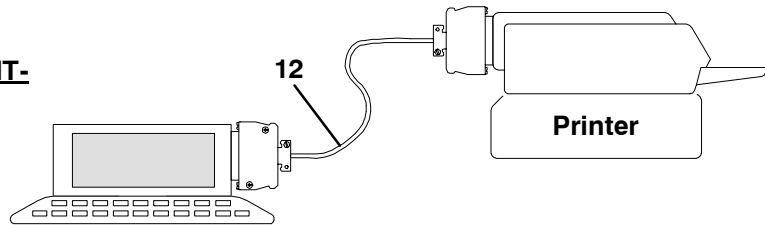
**PARALLEL PRINTING**



**Portable/Personal Computer**

**Printer**

**SERIAL TO PARALLEL PRINTING**



**Portable/Personal Computer**

**Printer**

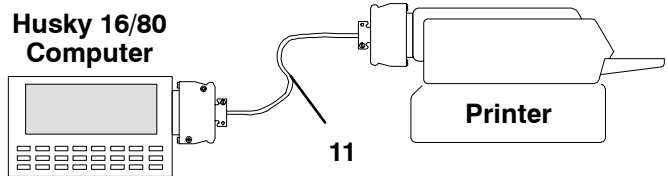
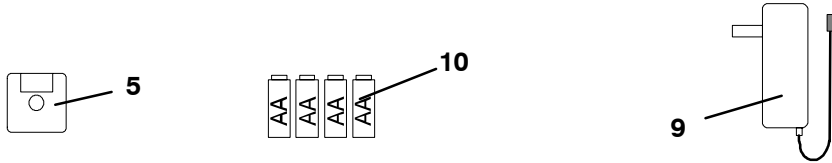
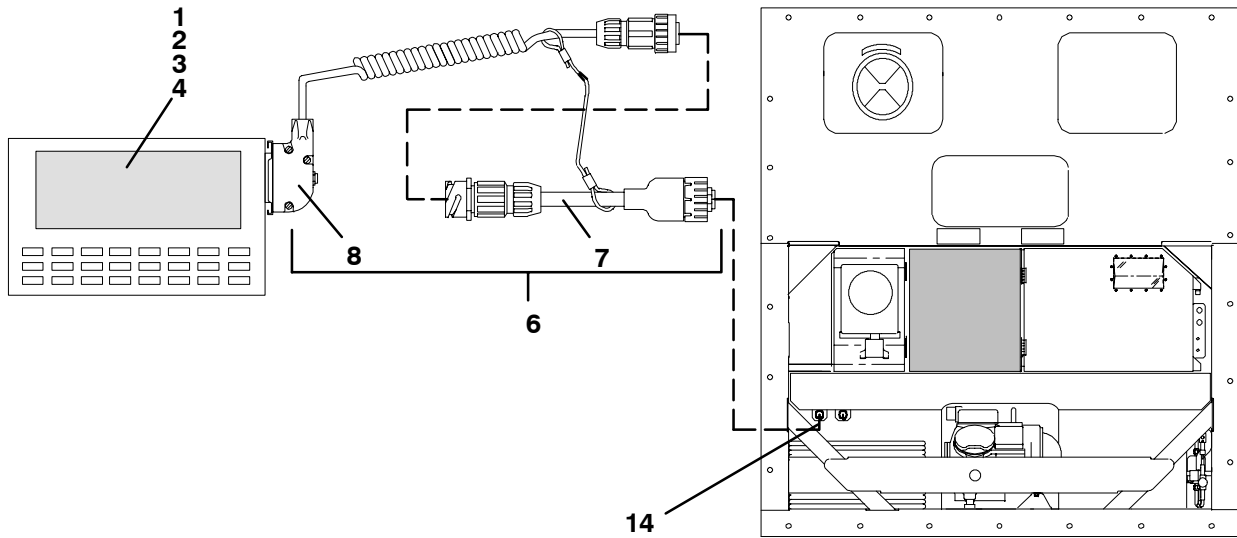
**SERIAL PRINTING**

**PORTABLE/PERSONAL COMPUTER CONNECTIONS**

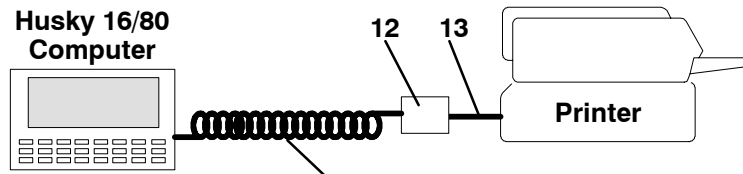
ITEM	PART NO.		DESCRIPTION	QTY
<b>3.2 PORTABLE/PERSONAL COMPUTERS</b>				
-	NLO		Interrogator Kit, Field (Optional) - Includes:	-
1	NSS	NSI	Computer, Husky 16/80 - Includes:	1
2	62-02543-00	NSI	Manual, Husky 16/80 Operator	1
3	PL		Batteries, AA Alkaline	4
4	58-04150-00	NSI	Case (for Husky 16/80)	1
5	12-00413-01		Software, DataView <b>(3.5 DS/HD Diskette, Formatted) - (See NOTE)</b>	1
6	22-02418-02		Cable Assembly - Micro-Link and Micro-Link 2 - Includes:	1
7	22-02418-01		Cable Assembly, Adaptor (Micro-Link 2 cable to Micro-Link cable)	1
8	NSS		Cable Assembly (Micro-Link cable to computer)	1
-	NLO		Interrogator Kit, Desktop (Optional) - Includes:	-
NS	NLO	NSI	Disk Drive, 3.5 DS/HD for Husky 16/80	1
5	12-00413-01		Software, PC/DOS <b>(3.5 DS/HD Diskette) (See NOTE)</b>	1
9	12-00340-00		Battery Charger - AA NiCad	1
10	10-00339-00		Battery Pack, Rechargeable - AA NiCad (4 Pack)	2
11	22-02420-00		Adapter, DB25M to DB9F (25 pin male to 9 pin female)	1
12	22-02386-00		Cable Assembly (Husky to computer or printer)	2
NS	76-50049-00		Microbuffer Package, Mini (for Husky to parallel Printer) - Includes:	1
13	NSS		Microbuffer, Mini	1
14	NSS		Cable, Peripheral	1
15	-		Receptacle - <b>Refer to section 3.4</b>	-

**NOTE:** If a DS/DD Diskette is required, contact a Customer Service Representative.

**3.3 HUSKEY 16/80 COMPUTER**



**SERIAL PRINTING**



**Purchase cable locally**

**SERIAL TO PARALLEL PRINTING**

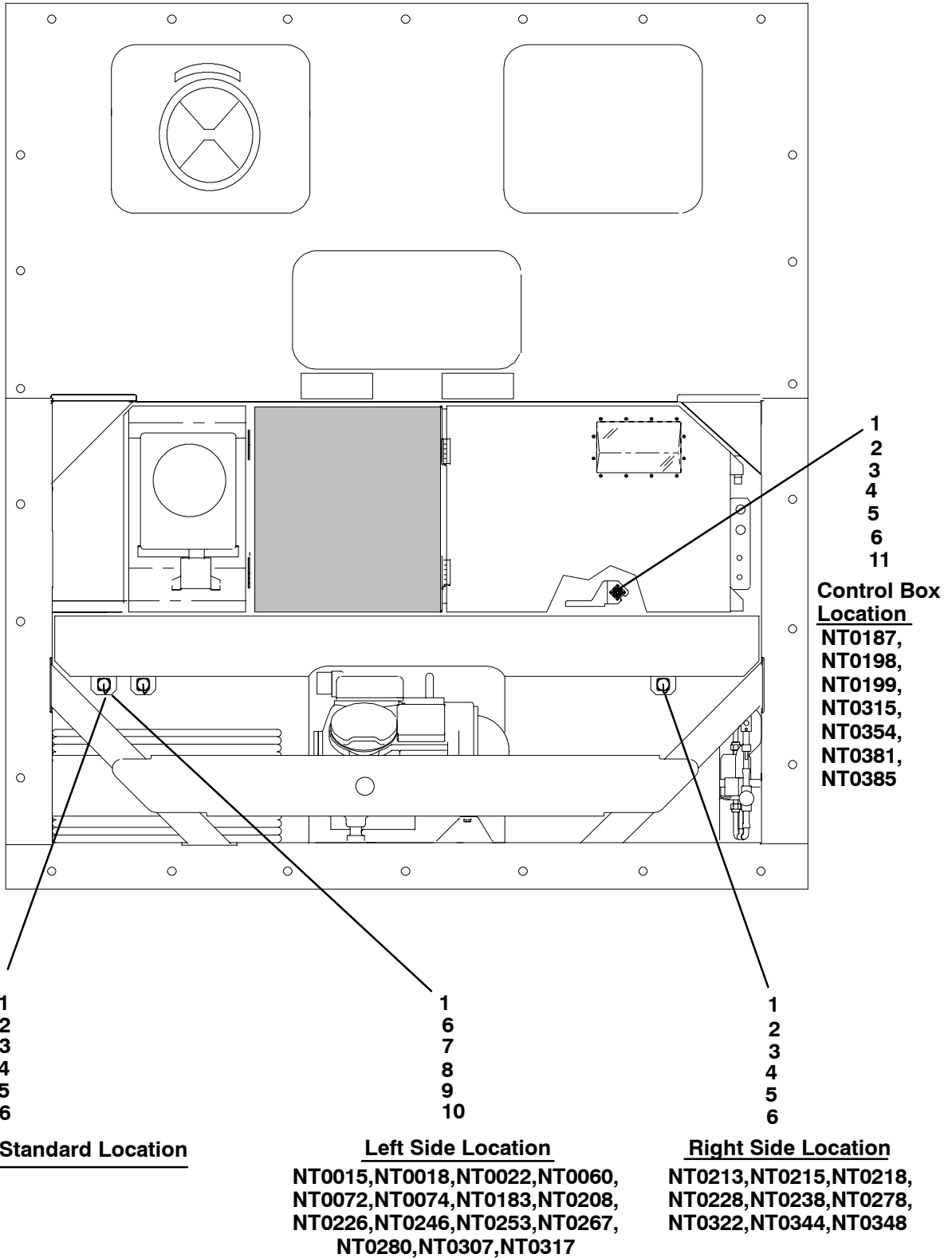
**HUSKY 16/80 COMPUTER CONNECTIONS**

ITEM	PART NO.		DESCRIPTION	QTY
<b>3.3 HUSKEY 16/80 COMPUTER</b>				
-	NLO		Interrogator Kit, Field (Optional) - Includes:	-
1	NSS	NSI	Computer, Husky 16/80 - Includes:	1
2	62-02543-00	NSI	Manual, Husky 16/80 Operator	1
3	PL		Batteries, AA Alkaline	4
4	58-04150-00	NSI	Case (for Husky 16/80)	1
5	12-00413-04		Software, DataView <b>(3.5 DS/HD Diskette, Formatted) - (See NOTE)</b>	1
6	22-02418-02		Cable Assembly - Micro-Link and Micro-Link 2 - Includes:	1
7	22-02418-01		Cable Assembly, Adaptor (Micro-Link 2 cable to Micro-Link cable)	1
8	NSS		Cable Assembly (Micro-Link cable to computer)	1
-	NLO		Interrogator Kit, Desktop (Optional) - Includes:	-
NS	NLO	NSI	Disk Drive, 3.5 DS/HD for Husky 16/80	1
5	12-00413-04		Software, PC/DOS <b>(3.5 DS/HD Diskette) - (See NOTE)</b>	1
9	12-00340-00		Battery Charger - AA NiCad	1
10	10-00339-00		Battery Pack, Rechargeable - AA NiCad (4 Pack)	2
NS	22-02420-00		Adapter, DB25M to DB9F <b>(Not used on Huskey 16/80)</b>	1
11	22-02386-00		Cable Assembly (Husky to computer or printer)	2
NS	76-50049-00		Microbuffer Package, Mini (for Husky to parallel Printer) - Includes:	1
12	NSS		Microbuffer, Mini	1
13	NSS		Cable, Peripheral	1
14	-		Receptacle - <b>Refer to section 3.4</b>	-

**NOTE:** If a DS/DD Diskette is required, contact a Customer Service Representative.



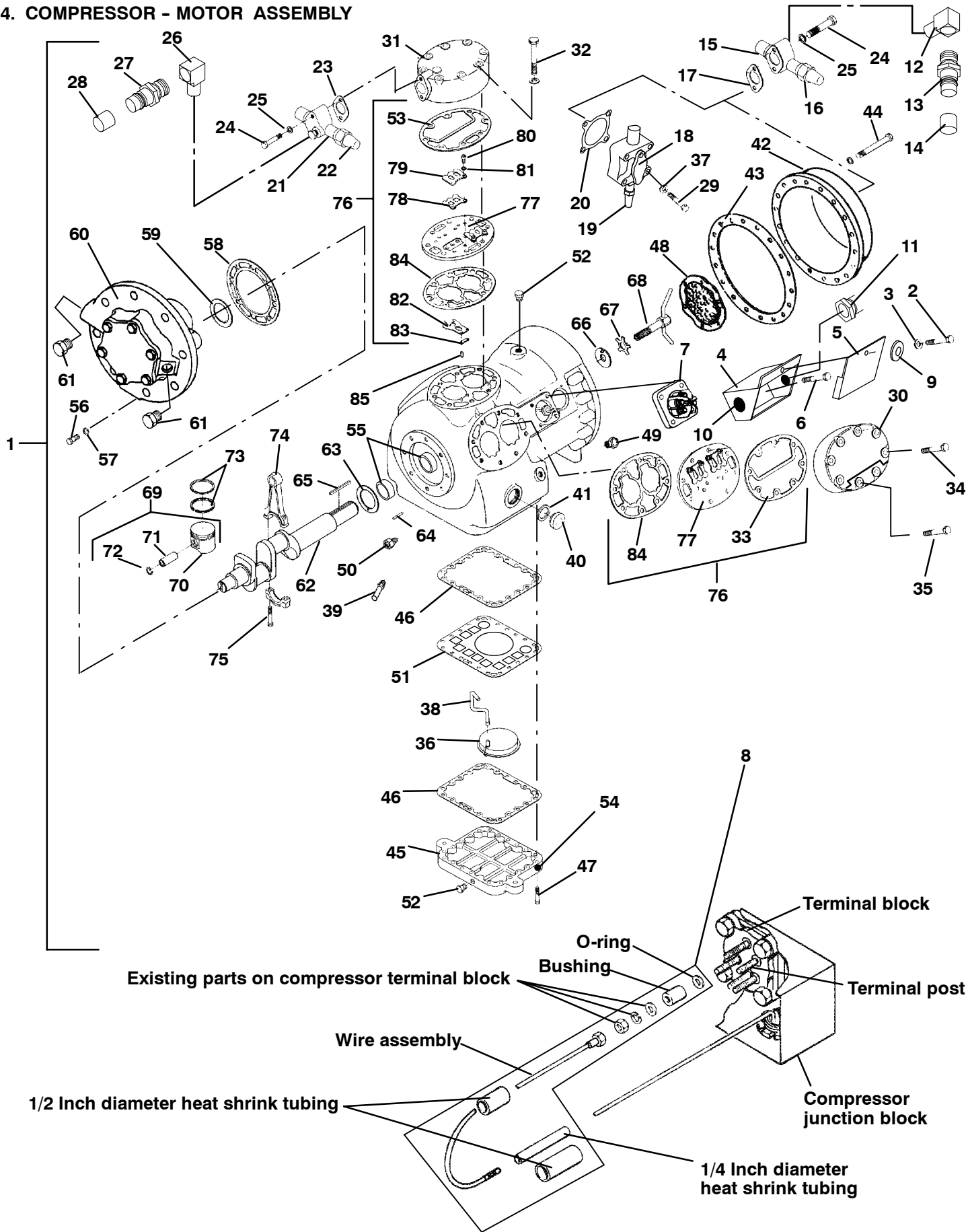
**3.4 INTERROGATOR RECEPTACLE**



ITEM	PART NO.		DESCRIPTION	QTY
<b>3.4 INTERROGATOR RECEPTACLE - OPTIONAL</b>				
1	69NT43-176		Cap, Dust, with Tether (5 Pin) (Use with 22-01660-03)	1
1	22-02413-00		Cap, Dust, with Tether (5 Pin) (Use with 22-02412-00)	1
2	22-01660-03		Receptacle, Interrogator (ICR) (5 Pin)	1
3	22-01613-14		Contact, Pin, #16 <b>(Used with 22-01660-03)</b>	5
4	22-01660-04		Plug, Interrogator Socket (ICR) (5 Pin)	1
5	22-01613-15		Contact, Socket, #16 <b>(Used with 22-01660-04)</b>	5
6	69NT41-192		Bracket, Straight (Used with 22-01660-03)	1
6	69NT40-222		Bracket, Straight (Used with 22-02412-00) <b>NT0015,NT0018,NT0022,NT0060,NT0072,NT0074,NT0183,NT0208,NT0226,NT0246,NT0253,NT0267,NT0280,NT0307,NT0317</b>	1
6	68-12434-02	NSI	Bracket, Control Box (Used with 22-01660-03) <b>NT0187,NT0198,NT0199,NT0275,NT0277,NT0315,NT0354,NT0381,NT0385</b>	1
6	68-12553-00	NSI	Bracket, Angled (Used with 22-01660-03) <b>NT0238,NT0278,NT0318</b>	1
7	69NT40-537-3		Connector, Interrogator Cable Assembly <b>NT0015,NT0018,NT0022,NT0060,NT0072,NT0074,NT0183,NT0208,NT0226,NT0246,NT0253,NT0267,NT0280,NT0307,NT0317</b> - Includes:	1
8	22-02412-00		Receptacle, Interrogator (ICR) (5 Pin)	1
9	22-02398-02		Socket, Contact (Silver Plated)	5
10	58-01256-00		Plug	1
11	42-00174-38	NSI	Gasket <b>NT0187,NT0198,NT0199,NT0275,NT0277,NT0315,NT0354,NT0381,NT0385</b>	1

**NOTE:** Do not mix silver pins with gold pins and sockets.

#### 4. COMPRESSOR - MOTOR ASSEMBLY

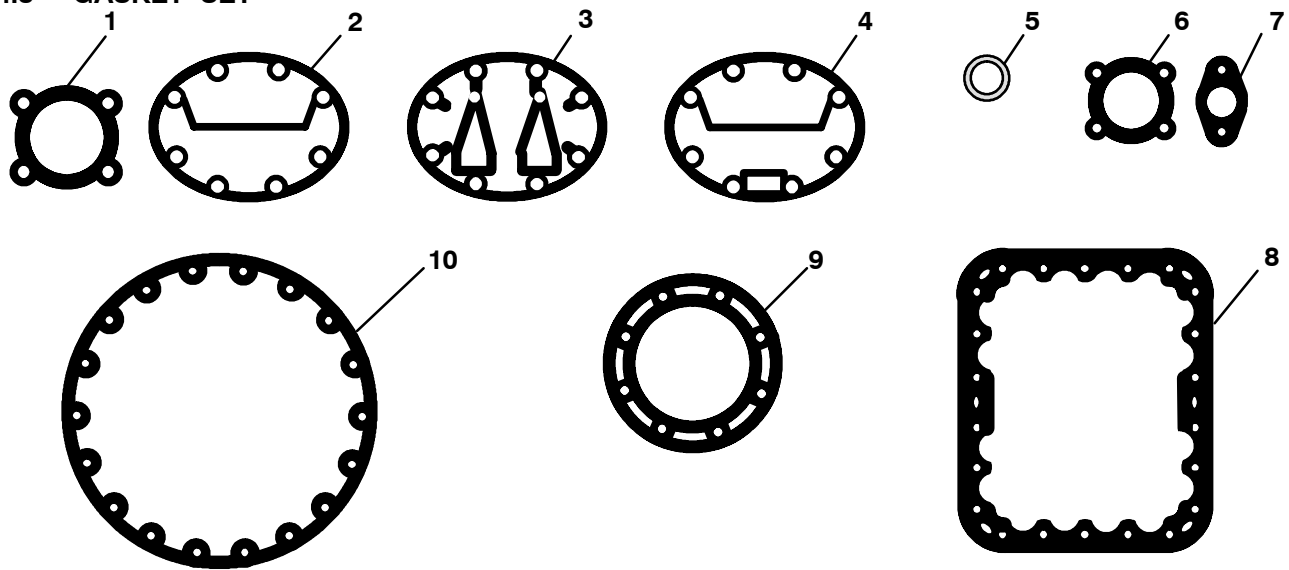


ITEM	PART NO.	DESCRIPTION	QTY
<b>4.1</b>	<b>SERVICE REPLACEMENT COMPRESSOR (See Model Chart for Single or Two Speed Usage)</b>		
1	18-00055-20SV	Compressor, 41 CFM, <b>Single Speed</b> , 460 vac/3 ph/60 hz	1
1	18-00055-27SV	Compressor, 37 CFM, <b>Single Speed</b> , 460 vac/3 ph/60 hz <b>NT0108</b>	1
1	18-00060-20SV	Compressor, 41 CFM, <b>Two Speed</b> , 460 vac/3 ph/60 hz	1
NS	76-00672-00	Kit, Compressor Adapter - Used when replacing a two speed with a single speed compressor.	-
NS	07-00292-00	SW20 Compressor Oil, Castrol Icematic (Quart)	4
<b>NOTE</b>			
The Service Replacement Motor - Compressor is sold without terminal box and cover, and without shut-off valves (but with valve pads). Customer should retain the original terminal box and valves for use on replacement compressor.			
<b>4.2</b>	<b>TERMINAL MOUNTING AND JUNCTION BOX GROUP</b>		
2	66U1-5371-7	Screw, Hex Head, #10-24 x 1/2 lg. (cover to box) - SST	2
3	66U1-5321-8	Washer, Flat, #10 (cover to box) - SST	2
4	69NT20-513-1SV	Box, Junction ( <b>Located on Front of Compressor</b> ) - Includes:	1
4	69NT20-513SV	Box, Junction ( <b>Located on Back of 230/460v Compressor</b> ) - Includes:	1
5	69NT20-2083	Cover, Junction Box	1
6	PL	Screw, Pan Head, #10-32 x 3/8 lg. (box to compressor)	4
7	17-40093-06	Terminal, Compressor ( <b>5 Terminals</b> )	1
7	17-40093-05	Terminal, Compressor ( <b>6 Terminals</b> )	1
8	76-00355-00	Kit, Compressor Terminal Wiring (Single Voltage)	1
NS	76-00384-00	Kit, Compressor Terminal Wiring (Dual Voltage or Single Voltage)	1
NS	17-40075-05	Gasket, Terminal Plate - Fiber	1
NS	17-44128-00	Gasket, Terminal Plate - Coated Steel	1
9	34-06053-05	Washer, Mylar, 0.205 ID x 0.600 OD	2
10	66U1-5562-7	Plug, 1-1/4 Diameter - Plastic	A/R
11	22-02302-03	Connector, 3/4 Conduit	A/R
<b>4.3</b>	<b>SERVICE VALVE GROUP</b>		
12	40-00523-00	Elbow, M13 x M13 - Brass	1
13	40-00520-00	Coupling, M13 - Brass - Includes:	1
14	40-00520-02	Cap, Service Port	1
15	14-00206-00	Valve, Suction Shut-Off, 1-1/8 ODS ( <b>For 18-00055-20SV &amp; -27SV</b> )	1
16	17-10812-00	Cap, Seal	1
NS	17-10806-02	NSS Gasket, Seal Cap (Includes O-Ring)	1
17	17-10811-05	Gasket, Suction Service Valve (2 Bolt Configuration)	1
18	14-00223-00	Valve, Suction Shut-Off, 1-1/8 ODS ( <b>For 18-00060-00SV</b> )	1
19	17-10812-00	Cap, Seal	1
NS	17-10806-02	NSS Gasket, Seal Cap (Includes O-Ring)	1
20	17-40005-05	Gasket, Suction Service Valve (4 Bolt Configuration)	1
21	14-00206-01	Valve, Discharge Shut-Off, 7/8 ODS	1
22	17-10812-00	Cap, Seal	1
NS	17-10806-02	NSS Gasket, Seal Cap (Includes O-Ring)	1
23	17-10811-05	Gasket, Discharge Service Valve	1
24	66U1-5361-46	Bolt, Hex Head, 5/16-18 x 1-7/8 lg. - SST	2
25	17-40013-00	Gasket, Bolt, 5/16	2
26	40-00523-01	Elbow, M15 x M15 - Brass	1
27	40-00520-01	Coupling, M15 - Brass - Includes:	1
28	40-00520-03	Cap, Service Port	1
29	66U1-5361-21	Bolt, Hex Head, 1/2-13 x 2-1/2 lg. - SST	4
<b>4.4</b>	<b>COMPRESSOR - MOTOR BODY GROUP</b>		
NS	-	Gasket Set ( <b>Refer to Section 4.8</b> )	-
30	17-21040-00	Head, Cylinder - Side Bank (Shaved Head)	2
31	17-40016-01	Head, Cylinder - Center Bank	1
32	17-40018-05	Screw, Hex Head - Center Head, 3/8-16 x 3.00 lg. - SAE Grade 5	8

ITEM	PART NO.	DESCRIPTION	QTY
<b>4.4 COMPRESSOR - MOTOR BODY GROUP (CONTINUED)</b>			
33	17-44124-00	Gasket, Cylinder Head (Side Bank) - Coated Steel	3
34	17-40034-05	Screw, Hex Head, 3/8-16 x 2.00 lg. - SAE Grade 5	12
35	17-40037-05	Screw, Hex Head, 3/8-16 x 1.00 lg. - SAE Grade 5	4
36	17-40020-00	Screen Assembly, Oil Filter	1
37	17-40007-00	Gasket, Bolt, 1/2	4
38	17-21062-00	NSI Tube, Oil Suction	1
39	40-00535-00	Orifice, Oil Relief	1
40	17-21201-00SV	Sight Glass Package, Oil Level - Includes:	1
41	17-44021-00	Gasket, Sight Glass - Coated Steel	1
42	17-20004-00	NSI Cover, Motor End	1
42	17-21074-00	NSI Cover, Motor End <b>(Used on 18-00060-00SV)</b>	1
43	17-40029-05	Gasket, Motor End Cover - Fiber	1
43	17-44136-00	Gasket, Motor End Cover - Coated Steel	1
44	PL	Screw, Hex Head, 7/16-14 x 1-1/4 lg. - SAE Grade 5	18
44	PL	Screw, Hex Head, 7/16-14 x 3-1/2 lg. - SAE Grade 5 <b>(Used on 18-00060-00SV)</b>	18
45	17-40032-00	Plate, Bottom	1
46	17-40033-05	Gasket, Bottom Plate - Fiber	2
46	17-44129-00	Gasket, Bottom Plate - Coated Steel	2
47	17-40034-05	Screw, Hex Head, 3/8-16 x 2.00 lg. - SAE Grade 5	22
48	17-20005-00	NSI Strainer Assembly, Suction	1
49	PL	Plug, Pipe, Oil Fill, 1/4	1
50	17-40042-00	Check Valve Assembly, Oil Return	1
51	17-21063-00	Plate, Screen Hold Down	1
52	PL	Pipe Plug (High & Low Pressure Connection and Oil Drain), 1/4-18 NPT	3
53	17-44123-00	Gasket, Cylinder Head (Center Bank)	1
54	-	Heater, Crankcase - <b>See section 2.25</b>	1
55	17-40025-00	Bushing, Crankshaft	2
<b>4.5 PUMP END GROUP</b>			
56	17-40037-05	Screw, Hex Head, Bearing Head, 3/8-16 x 1.00 lg. - SAE Grade 5	8
57	17-40019-00	Gasket, Capscrew, 3/8	8
58	17-44022-00	Gasket, Pump End Bearing Head - Coated Steel	1
59	17-55009-01	Washer, Thrust	1
60	17-44137-00	Bearing Head & Low Profile Oil Pump Package	1
61	17-44037-00	Plug, Oil Pump (Includes O ring)	2
<b>4.6 CRANKSHAFT, ROD AND PISTON GROUP</b>			
62	17-40413-00	Crankshaft <b>(Used on 18-00055-20SV &amp; 18-00060-00SV)</b>	1
62	17-40411-00	Crankshaft <b>(Used on 18-00055-27SV)</b>	1
63	17-40050-00	Washer, Thrust	1
64	17-40048-00	Pin, Spiral, 5/32 Diameter x 5/8 lg.	2
65	34-01110-00	Key, Rotor Drive	1
66	17-21075-00	Washer, Rotor	1
67	17-21076-00	Washer, Star, Rotor, 5/8	1
68	17-21077-00	Tube Assembly, Equalizer	1
69	17-44115-01	Piston & Pin Pkg <b>(Standard)</b> - Includes:	6
69	17-44115-20	Piston & Pin Pkg <b>(+0.020)</b> - Includes:	A/R
70	NSS	Piston	1
71	17-40052-00	Pin, Piston	1
72	17-40053-00	Retainer, Piston Pin	2
73	17-40055-00	Ring, Compression <b>(Standard)</b>	12
73	17-55025-00	Ring, Compression <b>(+0.020)</b>	12
74	17-40056-02	Connecting Rod and Cap Assembly <b>(Standard)</b> - Includes:	6
74	17-55023-00	Connecting Rod and Cap Assembly <b>(+0.010)</b> - Includes:	6
NS	17-40057-00	Pin, Dowel	2
75	17-55008-00	Capscrew - Special (Epoxy Coated)	2

ITEM	PART NO.	DESCRIPTION	QTY
<b>4.7 VALVE PLATE GROUP</b>			
76	17-44109-00	Package, Valve Plate Assembly ( <b>All Banks - Canted</b> ) - Includes:	3
NS	NSS	Plate Assembly, Valve - Includes:	1
77	NSS	Plate, Valve	1
78	17-40086-00	Valve, Discharge	2
79	17-44160-00	Valve, Stop Discharge	2
80	17-44113-00	Screw, Hex Head, 1/4-28 x 3/8 lg.	4
81	17-10715-00	Washer, Lock, 1/4	4
82	17-40082-00	Valve, Suction	2
83	17-40083-00	Spring, Suction Valve Positioning	2
33	17-44124-00	Gasket, Cylinder Head (Side Bank) - Coated Steel	1
53	17-44123-00	Gasket, Cylinder Head (Center Bank) - Coated Steel	1
84	17-55002-00	Gasket, Valve Plate	1
85	17-40057-00	Pin, Dowel (Valve Plate)	12

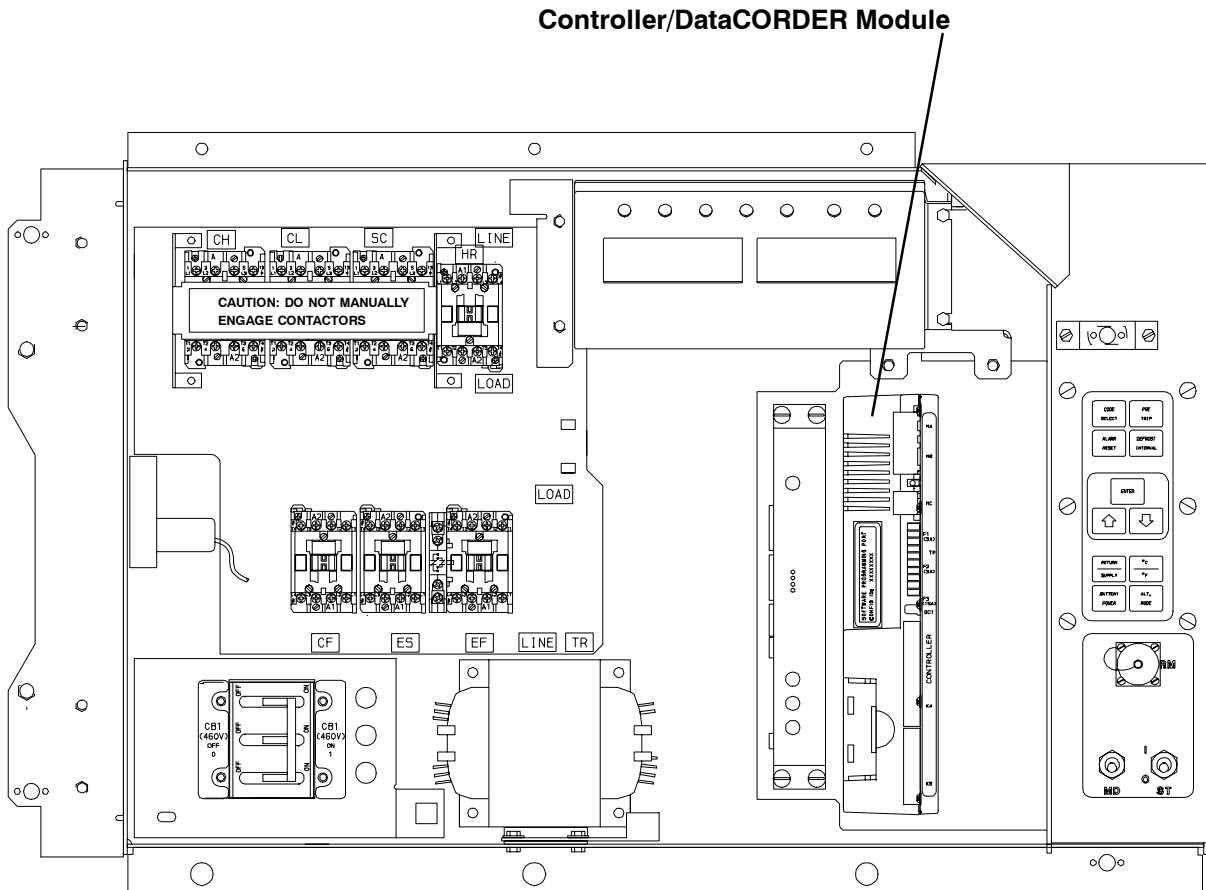
**4.8 GASKET SET**



-	17-55020-21	Gasket Set - Includes:	1
1	17-40005-05	Gasket, Suction Service Valve (4 Bolt Configuration)	1
2	17-44124-00	Gasket, Cylinder Head - Side Bank (Standard)	2
3	17-55002-00	Gasket, Valve Plate	3
4	17-44123-00	Gasket, Cylinder Head - Center Bank	1
5	17-44021-00	Gasket, Sight Glass	2
6	17-40075-05	Gasket, Oil Pump Cover	2
7	17-10811-05	Gasket, Suction Service Valve (2 Bolt Configuration)	2
8	17-40033-05	Gasket, Bottom Plate	2
9	17-44022-00	Gasket, Pump End Bearing Head	1
10	17-40029-05	Gasket, Motor End Cover	1

## 5. CONTROLLER/DATACORDER OPTIONS

### 5.1 CONTROLLER/DATACORDER CONFIGURATION



## 5.1 CONTROLLER/DATACORDER CONFIGURATION

Models	PID	Controller/ DataCORDER Module (Configured) See Note 1	Controller/ DataCORDER Module (Unconfigured) See Note 1 & 2	Controller/ DataCORDER Module (Unconfigured) (Remanufactured) See Note 1 & 2
69NT40-511-1	NT0001 NT0062	12-55061-00/5114	12-00425-00/5114	12-00425-20/5114
69NT40-511-2	NT0002 NT0017			
69NT40-511-3	NT0007	12-50061-01/5114		
69NT40-511-4	NT0037	12-55061-02/5114		
69NT40-511-5	NT0011 NT0038 NT0099			
69NT40-511-6	NT0013	12-55061-05/5114		
69NT40-511-7	NT0014	12-55061-03/5114		
69NT40-511-8	NT0005 NT0037 NT0094	12-55061-02/5114		
69NT40-511-9	NT0064 NT0089 NT0152	12-55061-02/5114		
69NT40-511-10	NT0024 NT0027 NT0041 NT0040 NT0104 NT0112 NT0173 NT0209	12-55061-02/5114		
69NT40-511-11	NT0008	12-55061-07/5114		
69NT40-511-12	NT0076 NT0082			
69NT40-511-13	NT0015 NT0022	12-55061-04/5114		
69NT40-511-14	NT0018	12-55061-37/5114		
69NT40-511-15	NT0029 NT0044			
69NT40-511-16	NT0028 NT0054 NT0070 NT0083	12-55061-02/5114		
69NT40-511-17	NT0043	12-55061-38/5114		
69NT40-511-18	NT0035	12-55061-02/5114		
69NT40-511-19	NT0037			
69NT40-511-21	NT0055			
69NT40-511-22	NT0046 NT0121 NT0139 NT0252	12-55061-09/5114		
69NT40-511-23	NT0050 NT0069	12-55061-02/5114		
69NT40-511-24	NT0051			



**5.1 CONTROLLER/DATACORDER CONFIGURATION (CONTINUED)**

<b>Models</b>	<b>PID</b>	<b>Controller/ DataCORDER Module (Configured) See Note 1</b>	<b>Controller/ DataCORDER Module (Unconfigured) See Note 1 &amp; 2</b>	<b>Controller/ DataCORDER Module (Unconfigured) (Remanufactured) See Note 1 &amp; 2</b>
69NT40-511-25	NT0053	12-55061-02/5114	12-00425-00/5114	12-00425-20/5114
69NT40-511-26	NT0047 NT0175	12-55061-38/5114		
69NT40-511-27	NT0056	12-55061-34/5114		
69NT40-511-28	NT0057 NT0132	12-55061-02/5114		
69NT40-511-29	NT0059 NT0219 NT0343	12-55061-07/5114		
69NT40-511-30	NT0060	12-55061-11/5114		
69NT40-511-31	NT0061	12-55061-07/5114		
69NT40-511-32	NT0067 NT0097	12-55061-39/5114		
69NT40-511-33	NT0068 NT0239			
69NT40-511-34	NT0065	12-55061-13/5114		
69NT40-511-35	NT0071	12-55061-34/5114		
69NT40-511-36	NT0072	12-55061-04/5114		
69NT40-511-37	NT0073	12-55061-14/5114		
69NT40-511-38	NT0074 NT0208 NT0246 NT0253 NT0267 NT0307	12-55061-04/5114		
69NT40-511-39	NT0078 NT0084 NT0095	12-55061-23/5114		
69NT40-511-40	NT0079 NT0085 NT0096			
69NT40-511-41	NT0080	12-55061-02/5114		
69NT40-511-42	NT0088			
69NT40-511-43	NT0081			
69NT40-511-44	NT0091 NT0102 NT0137 NT0185 NT0213 NT0244 NT0266	12-55061-07/5114		
69NT40-511-45	NT0092	12-55061-02/5114		
69NT40-511-46	NT0110	12-55061-18/5114		
69NT40-511-47	NT0098 NT0124 NT0146	12-55061-15/5114		
69NT40-511-48	NT0101	12-55061-02/5114		

**5.1 CONTROLLER/DATACORDER CONFIGURATION (CONTINUED)**

<b>Models</b>	<b>PID</b>	<b>Controller/ DataCORDER Module (Configured) See Note 1</b>	<b>Controller/ DataCORDER Module (Unconfigured) See Note 1 &amp; 2</b>	<b>Controller/ DataCORDER Module (Unconfigured) (Remanufactured) See Note 1 &amp; 2</b>
69NT40-511-49	NT0103 NT0134 NT0184 NT0216 NT0251 NT0268 NT0282 NT0283 NT0303 NT0308 NT0341 NT0345	12-55061-02/5114	12-00425-00/5114	12-00425-20/5114
69NT40-511-50	NT0106 NT0178	12-55061-12/5114		
69NT40-511-51	NT0107 NT0207 NT0417	12-55061-34/5114		
69NT40-511-52	NT0109 NT0111 NT0133 NT0162 NT0225	12-55061-02/5114		
69NT40-511-53	NT0113			
69NT40-511-54	NT0118 NT0136 NT0215	12-55061-02/5114		
69NT40-511-55	NT0120 NT0188	12-55061-02/5114		
69NT40-511-56	NT0237 NT0242	12-55061-02/5114		
69NT40-511-57	NT0156	12-55061-02/5114		
69NT40-511-58	NT0105 NT0122 NT0138 NT0141 NT0160 NT0161 NT0189 NT0240 NT0269 NT0309 NT0340 NT0386 NT0418 NT0428	12-55061-02/5114		
69NT40-511-59	NT0167 NT0174 NT0211 NT0272 NT0312	12-55061-02/5114		

**5.1 CONTROLLER/DATACORDER CONFIGURATION (CONTINUED)**

<b>Models</b>	<b>PID</b>	<b>Controller/ DataCORDER Module (Configured) See Note 1</b>	<b>Controller/ DataCORDER Module (Unconfigured) See Note 1 &amp; 2</b>	<b>Controller/ DataCORDER Module (Unconfigured) (Remanufactured) See Note 1 &amp; 2</b>
69NT40-511-60	NT0125 NT0153	12-55061-34/5114	12-00425-00/5114	12-00425-00/5114
69NT40-511-61	NT0126 NT0154	12-55061-34/5114		
69NT40-511-62	NT0127	12-55061-20/5114		
69NT40-511-63	NT0140 NT0192	12-55061-26/5114		
69NT40-511-64	NT0131	12-55061-07/5114		
69NT40-511-65	NT0119	12-55061-18/5114		
69NT40-511-66	NT0129 NT0147	12-55061-02/5114		
69NT40-511-67	NT0143	12-55061-02/5114		
69NT40-511-69	NT0177	12-55061-02/5114		
69NT40-511-70	NT0241 NT0271 NT0311 NT0353	12-55061-07/5114		
69NT40-511-71	NT0166 NT0235	12-55061-02/5114		
69NT40-511-72	NT0157 NT0200	12-55061-19/5114		
69NT40-511-73	NT0158	12-55061-02/5114		
69NT40-511-74	NT0159 NT0223	12-55061-02/5114		
69NT40-511-75	NT0163	12-55061-12/5114		
69NT40-511-76	NT0169	12-55061-25/5114		
69NT40-511-77	NT0176	12-55061-13/5114		
69NT40-511-78	NT0182	12-55061-31/5114		
69NT40-511-79	NT0190	12-55061-15/5114		
69NT40-511-80	NT0165	12-55061-02/5114		
69NT40-511-81	NT0151 NT0168 NT0180 NT0236 NT0258	12-55061-02/5114		
69NT40-511-82	NT0187 NT0198 NT0199	12-55061-28/5114		
69NT40-511-83	NT0210	12-55061-29/5114		
69NT40-511-84	NT0191 NT0201 NT0334	12-55061-02/5114		
69NT40-511-85	NT0183 NT0226 NT0280 NT0317	12-55061-04/5114		
69NT40-511-87	NT0214	12-55061-15/5114		

**5.1 CONTROLLER/DATACORDER CONFIGURATION (CONTINUED)**

<b>Models</b>	<b>PID</b>	<b>Controller/ DataCORDER Module (Configured) See Note 1</b>	<b>Controller/ DataCORDER Module (Unconfigured) See Note 1 &amp; 2</b>	<b>Controller/ DataCORDER Module (Unconfigured) (Remanufactured) See Note 1 &amp; 2</b>
69NT40-511-89	NT0212 NT0243	12-55061-33/5114	12-00425-00/5114	12-00425-00/5114
69NT40-511-90	NT0222	12-55061-02/5114		
69NT40-511-91	NT0202 NT0238 NT0278 NT0318	12-55061-02/5114		
69NT40-511-92	NT0218	12-55061-07/5114		
69NT40-511-93	NT0197	12-55061-26/5107	12-00425-00/5107	12-00425-20/5107
69NT40-511-94	NT0204	12-55061-27/5107		
69NT40-511-95	NT0220 NT0322 NT0344 NT0365	12-55061-02/5114	12-00425-00/5114	12-00425-20/5114
69NT40-511-96	NT0224	12-55061-32/5114		
69NT40-511-97	NT0228 NT0285 NT0322	12-55061-02/5114		
69NT40-511-98	NT0297	12-55061-12/5114		
69NT40-511-99	NT0245	12-55061-12/5114		
69NT40-511-100	NT0247	12-55061-07/5114		
69NT40-511-101	NT0250 NT0298 NT0333	12-55061-13/5114		
69NT40-511-102	NT0251 NT0254	12-55061-02/5114		
69NT40-511-103	NT0259	12-55061-07/5114		
69NT40-511-104	NT0260	12-55061-07/5114		
69NT40-511-105	NT0262 NT0265 NT0274	12-55061-34/5114		
69NT40-511-106	NT0263 NT0414 NT0415	12-55061-35/5114		
69NT40-511-107	NT0275 NT0277 NT0315 NT0354 NT0381 NT0385	12-55061-36/5114		
69NT40-511-108	NT0264 NT0284	12-55061-07/5114		
69NT40-511-110	NT0288 NT0296 NT0347 NT0349	12-55061-12/5114		

**5.1 CONTROLLER/DATACORDER CONFIGURATION (CONTINUED)**

<b>Models</b>	<b>PID</b>	<b>Controller/ DataCORDER Module (Configured) See Note 1</b>	<b>Controller/ DataCORDER Module (Unconfigured) See Note 1 &amp; 2</b>	<b>Controller/ DataCORDER Module (Unconfigured) (Remanufactured) See Note 1 &amp; 2</b>
69NT40-511-111	NT0286 NT0295 NT0429	12-55061-12/5114	12-00425-00/5114	12-00425-20/5114
69NT40-511-112	NT0289 NT0325	12-55061-02/5114		
69NT40-511-113	NT0294	12-55061-07/5114		
69NT40-511-114	NT0290 NT0326 NT0335 NT0336 NT0358	12-55061-07/5114		
69NT40-511-115	NT0299 NT0300	12-55061-07/5114		
69NT40-511-116	NT0302	12-55061-34/5114		
69NT40-511-117	NT0348	12-55061-12/5114		
69NT40-511-118	NT0387 NT0388	12-55061-02/5114	12-00425-00/5114	12-00425-20/5114
69NT40-511-119	NT0389			
69NT40-511-120	NT0410	12-55061-07/5114		
69NT40-521-10	NT0108	12-55061-16/5114		

**NOTE 1:** The last four digits of the Part Number is the operation software revision.

**NOTE 2:** The Controller/DataCORDER module is shipped with the operational software already loaded, however, when ordering this part number the end user must load the configuration software at the time of installation.

PART NO.	DESCRIPTION
<b>5.2 TOOLS</b>	
07-00013-00	Temperature Tester ( <b>Simpson Meter</b> )
07-00013-01	Temperature Test Lead ( <b>15 Foot</b> )
07-00013-02	Temperature Test Lead ( <b>50 Foot</b> )
07-00013-03	Adapter, Males (Both Ends) ( <b>Use with Temperature Tester</b> )
07-00015-00	Case, Carrying ( <b>Used with 07-00013-00</b> )
07-00219-00	Wrench, Compressor Sight Glass
07-00221-00	Inspection Light with Mirror
07-00228-00	Volt-Ohmmeter, Digital
07-00229-00	Amprobe Clamp ( <b>Used with 07-00228-00</b> )
07-00238-00	Wrench, Service Valve
07-00243-10	Multimeter, Digital ( <b>Fluke</b> )
07-00263-00	Pliers, Crimping (Used for compressor terminal block replacement)
07-00264-00	Grip, Wire Vise (Used for compressor terminal block replacement)
07-00277-00	Kit, Static Dissipative (Used for working on electronic components)
07-00304-00	Ground Strap, Wrist (Used for working on electronic components)
07-00292-00	SW20 Compressor Oil, Castrol Icematic (Quart)
07-00294-00	Gauge Set, Manifold - <b>Fahrenheit/PSI</b>
07-00294-05	Gauge Set, Manifold - <b>Centigrade/KPa</b>
07-00295-00	Detector, Leak
07-00326-00	Extractor, Pin (Used on Fan Motor Plugs and Interrogator Plugs)
07-00327-00	NSI Crimper, Pin (Used on Fan Motor Plugs and Interrogator Plugs)
07-00329-00	Extractor, Pin (Used on Controller module connectors)
07-00330-00	Crimper, Pin (Used on Controller module connectors)

# PART NUMBER INDEX

PART NO.	PAGE NO.	PART NO.	PAGE NO.	PART NO.	PAGE NO.
06DA403-844	25,65	09-00180-00	57, 61	12-00305-04	23, 25
07-00013-00	91	09-00180-01	57, 61	12-00305-05	33
07-00013-01	91	09-00209-00	57, 61	12-00309-00	65
07-00013-02	91	09-00222-00	57, 61	12-00309-03	65
07-00013-03	91	09-00236-00	57, 61	12-00340-00	75, 77
07-00015-00	91	09-00265-00	57	12-00342-00	35
07-00219-00	91	09-00296-00	57, 61	12-00342-02	35
07-00221-00	91	09-00297-00	57, 61	12-00348-05	57
07-00228-00	91	09-00298-00	57, 61	12-00348-06	57
07-00229-00	91	09-00299-00	57	12-00348-07	57
07-00238-00	91	09-00300-00	57	12-00348-10	57
07-00243-10	91	09-00301-00	57	12-00352-00	23, 25, 65
07-00263-00	91	09-00302-00	57, 61	12-00377-00	73
07-00264-00	91	09-00303-00	57, 61	12-00395-01SV	23, 25, 33
07-00277-00	91	09-00304-00	57, 61	12-00397-00/5114	19
07-00292-00	81, 91	09-00322-00	59, 63	12-00402-26	19
07-00294-00	91	09-00325-00	59, 63	12-00413-03C	73
07-00294-05	91	09-00326-00	59, 63	12-00413-04	77
07-00295-00	91	09-00329-00	59, 63	12-00421-00	61
07-00304-00	91	09-00362-00	59, 63	12-00421-01	61
07-00313-00	1	09-00363-00	59, 63	12-00421-02	61
07-00321-04/2.2	73	09-00364-00	59, 63	12-00421-03	61
07-00326-00	91	09-00365-00	59, 63	12-00433-00	19
07-00327-00	91	09-00367-00	59, 63	12-01071-01SV	25
07-00329-00	91	10-00083-05	69	12-01094-00	59, 63
07-00330-00	91	10-00298-01	15	12-01094-01	59, 63
07-00345-00	1	10-00304-00	13, 15	12-01095-00	59, 63
09-00100-01	57	10-00318-00	33	12-01104-05	23, 25
09-00100-02	57	10-00332-20SV	13, 16	12-01105-02	23, 25
09-00101-00SV	57	10-00333-00	13, 15	12-01124-01	65
09-00102-00	57	10-00333-01	13, 15	12-01125-01	65
09-00104-05	57, 61	10-00333-02	13, 16, 17	14-00204-00	23, 25
09-00114-00	57, 61	10-00333-04	16	14-00206-00	81
09-00118-00	57, 61	10-00339-00	75, 77	14-00206-01	81
09-00119-00	57, 61	10-00366-01SV	13, 16	14-00212-03SV	23, 25
09-00123-00	57, 61	10-01129-07	13, 15, 16	14-00212-21	23, 25
09-00125-01	57, 61	10-01129-10	13, 15	14-00215-03	25
09-00128-00	57, 59, 61, 63	10-01139-04	69	14-00215-04	23
09-00128-01	57, 59, 61, 63	12-00275-04SV	19	14-00219-00	55
09-00136-00	57, 61	12-00275-08SV	19	14-00219-01	55
09-00137-00	57, 61	12-00275-14	19		

# PART NUMBER INDEX

PART NO.	PAGE NO.	PART NO.	PAGE NO.	PART NO.	PAGE NO.
14-00220-00	24	17-40032-00	82	18-00060-20SV	81
14-00220-01	23	17-40033-05	82, 83	22-00041-00	1
14-00221-01	23	17-40034-05	82	22-00041-02	1
14-00222-00	23	17-40037-05	82	22-00049-01	17
14-00223-00	81	17-40042-00	82	22-00066-01	1
14-00230-01SV	53	17-40048-00	82	22-00066-02	1
14-00230-02	53	17-40050-00	82	22-00066-03	1
14-00230-23	53	17-40052-00	82	22-00119-04	1
14-00230-24SV	53	17-40053-00	82	22-00120-04	1
14-01032-14	23	17-40055-00	82	22-00120-07	1
14-01092-03	25	17-40056-02	82	22-00121-07	1
14-01093-00	65	17-40057-00	82, 83	22-00518-01	17
14-01104-42	52	17-40075-05	81, 83	22-00519-03	17
14-50021-01	55	17-40082-00	83	22-00595-01	1
14-50021-02	55	17-40083-00	83	22-01106-00	1
14-50021-03	55	17-40086-00	83	22-01107-00	1
14-50021-04	55	17-40093-05	81	22-01139-04	1
14-50045-00	53	17-40093-06	81	22-01140-01	1
17-10715-00	83	17-40408-02	53	22-01140-02	1
17-10806-02	81	17-40411-00	82	22-01140-04	1
17-10811-05	81, 83	17-40413-00	82	22-01141-01	1
17-10812-00	81	17-44021-00	82, 83	22-01551-00	66
17-20004-00	82	17-44022-00	82, 83	22-01556-00	19
17-20005-00	82	17-44109-00	83	22-01556-01	19
17-21002-01	25	17-44113-00	83	22-01556-02	19
17-21040-00	81	17-44115-01	82	22-01585-00	65
17-21062-00	82	17-44115-20	82	22-01613-00	23, 25
17-21063-00	82	17-44123-00	82, 83	22-01613-01	23, 25
17-21074-00	82	17-44124-00	82, 83	22-01613-02	23, 25
17-21075-00	82	17-44128-00	81	22-01613-03	23, 25
17-21076-00	82	17-44129-00	82	22-01613-08	23, 25
17-21077-00	82	17-44136-00	82	22-01613-09	23, 25
17-21201-00SV	82	17-44137-00	82	22-01613-10	23, 25
17-40005-05	81, 83	17-44160-00	83	22-01613-11	23, 25
17-40007-00	82	17-55002-00	83	22-01613-14	23, 25, 31, 35, 79
17-40013-00	81	17-55008-00	82	22-01613-15	23, 25, 31, 35, 79
17-40016-01	81	17-55009-01	82		
17-40018-05	81	17-55020-21	83	22-01614-02	31
17-40019-00	82	17-55023-00	82	22-01614-03	31
17-40020-00	82	17-55025-00	82	22-01614-05	31
17-40025-00	82	18-00055-20SV	81	22-01621-02	19
17-40029-05	82, 83	18-00055-27SV	81		



# PART NUMBER INDEX

PART NO.	PAGE NO.	PART NO.	PAGE NO.	PART NO.	PAGE NO.
22-01621-03	19	22-02324-02	67	34-00373-51	1
22-01621-23	19	22-02336-02	1, 16, 19	34-00373-53	1
22-01622-00	19	22-02336-04	1	34-00373-56	66
22-01622-01	19	22-02336-06	1, 19	34-00373-59	1, 66
22-01622-02	19	22-02341-00	13, 15	34-00373-65	1
22-01660-00	35	22-02341-01	13, 15	34-00373-67	1
22-01660-03	35, 79	22-02368-00	13, 15	34-00373-69	1
22-01660-04	35, 79	22-02370-00	59, 63	34-00373-71	1
22-01660-08	35	22-02378-00	66	34-00616-06	31
22-01679-00	69	22-02386-00	75, 77	34-00655-08	13, 15, 27
22-01679-01	69	22-02392-00SV	65	34-00655-28	31
22-01713-02	19	22-02394-00	65	34-00662-05	67
22-01713-03	19	22-02396-02	19	34-00662-08	13
22-01731-00	67	22-02396-03	19	34-00662-11	27, 65
22-01731-01	67	22-02398-02	35, 79	34-00663-07	13, 16
22-01734-01	69	22-02398-03	35	34-00663-11	31
22-01737-00	73	22-02401-00	73	34-00665-08	65
22-01737-01	73	22-02412-00	35, 79	34-00665-09	5, 7
22-01737-02	73	22-02413-00	35, 79	34-00667-05	13, 15, 67
22-01743-00	73	22-02414-00	67	34-00667-09	67
22-01765-00	67	22-02418-01	75, 77	34-00667-11	65, 67, 69
22-01770-00	67	22-02418-02	73, 75, 77	34-00667-12	21
22-01773-00	65	22-02420-00	73, 75, 77	34-00667-14	65
22-01777-00SV	19	22-02448-00SV	23	34-00792-07	65
22-01777-01SV	19	22-50007 Series	1	34-00795-09	61
22-01777-02	19	22-50088-00	21	34-00795-17	31
22-01777-03	19	22-50127-00	35	34-00829-13	65
22-01777-04	19	22-50157-00	19	34-00848-10	13, 15
22-01778-00	69	24-00003-00	33	34-00849-22	65
22-02232-00	67	24-00006-02	33	34-00928-01	13, 15
22-02243-00	57, 61	24-02005-00	65	34-00928-02,	10, 21, 36, 37, 38, 39, 41, 43, 45, 47, 48, 49, 50, 51
22-02302-03	81	30-00407-02SV	19		
22-02319-00	23, 25	34-00373-05	1, 23		
22-02322-00	67	34-00373-07	1		
22-02324-01	67	34-00373-11	1		

# PART NUMBER INDEX

PART NO.	PAGE NO.	PART NO.	PAGE NO.	PART NO.	PAGE NO.
34-00928-04	41, 43, 45, 47	34-50015-00	10	44-00300-03	5, 7
		38-00503-00	21	44-00340-03	67
34-00928-09	33, 36, 37, 38, 39, 41, 43, 45, 47, 48, 49, 50, 51	38-00508-00	31	44-00340-05	67
		40-00060-02	65	44-00343-00	10
		40-00086-04	25	44-00370-03	65
34-00928-13	54	40-00123-02	65	44-00374-00	21, 61
34-00980-56	5, 7	40-00520-00	81	44-01043-05	1
34-01110-00	82	40-00520-01	23, 25, 81	44-01043-07	1
34-01142-01	13, 15, 21, 59, 63	40-00520-02	55, 81	44-01116-00	21
		40-00520-03	23, 25, 81	44-50006-00	57
34-01142-02	15	40-00523-00	81	48-00262-00	31
34-01150-04	37, 38, 39, 41, 43, 45, 47	40-00523-01	81	54-00122-20	31
		40-00535-00	82	54-00122-21	21, 31
34-01150-06	37, 38, 39, 41, 45	40-01129-00	25	54-00521-06	31
		42-00174-34	36, 37, 38, 39, 41, 43, 50, 51	54-00521-22	31
34-01150-30	37, 38, 39, 41, 43, 45, 47			54-00521-23	21, 31
		42-00174-35	36, 37, 38, 39, 41, 43, 50, 51	54-00541-00	21
34-01150-31	37, 38, 39, 41, 45, 47			54-00548-00	31
		42-00174-38	79	54-00549-00	21
34-01167-01	5, 7, 21, 67	42-00233-01	29	54-50088-00	31
34-01178-22	33	42-00270-00	5, 7	58-00065-71	54
34-01181-01	21	42-00295-00	29	58-00065-72	54
34-06053-05	5, 7, 13, 16, 19, 21, 23, 25, 64, 67, 69, 81	42-00295-01	29	58-00616-00	33
		42-00296-00	27	58-00956-00	24
		42-00296-01	26, 27	58-00957-00	24
34-06053-07	65	42-00327-00	26, 27	58-00967-00	13, 15
34-06053-08	67	42-00330-00	29	58-00971-00	5, 7
34-06053-13	61	42-00334-00	36, 37, 38, 39, 41, 43, 45, 47, 48, 49, 50, 51	58-00989-03	54
34-06053-19	27			58-01184-00	19
34-06092-00	29			58-01256-00	79
34-06126-08	67	42-00394-00	27	58-04001-01	67
34-06139-02	10	42-01098-00	59, 63	58-04001-02	67
34-06154-00	27	42-01098-01	61	58-04026-00	21
34-06165-09	31	42-50000-00	25	58-04026-03	21
34-06168-30	53	42-50011-00	66	58-04026-04	21
34-06169-00	5, 7, 21, 59, 61, 63	42-50012-00	67	58-04026-06	21
34-06179-00	21, 61	44-00300-00	5, 7	58-04026-07	67, 69
34-06183-00	29	44-00300-01	5, 7	58-04026-08	21
34-06185-01	27	44-00300-02	5, 7	58-04026-09	21

# PART NUMBER INDEX

PART NO.	PAGE NO.	PART NO.	PAGE NO.	PART NO.	PAGE NO.
58-04026-10	21	62-02531-02	70	62-02822-01	36, 41, 43, 49, 50, 51
58-04026-11	21	62-02543-00	75, 77		
58-04026-17	69	62-02562-00	72	62-02827-01	48
58-04026-22	69	62-02562-01	72	62-02859-00	72
58-04026-23	23	62-02575-02	73	62-02863-00	72
58-04066-00	31	62-02719-00	19	62-02863-01	72
58-04101-00	5, 7, 21, 59, 63	62-02720-00	71	62-02874-00	16
		62-02721-00	70	62-02874-01	16
58-04101-01	5, 7, 21	62-02721-01	71	62-02949-00	72
58-04101-07	21, 61	62-02721-02	71	62-03957-02	10
58-04127-03	54	62-02721-03	71	62-10048-00	72
58-04145-00	13, 15	62-02723-00	27	62-10344-00	29
58-04145-01	13, 15	62-02723-01	27	65-00144-00	33
58-04145-05	15	62-02723-02	27	66CH1-1002-33	27, 29
58-04145-06	15	62-02723-03	27	66CH1-1172-46	13, 17
58-04145-07	15	62-02723-04	27	66U1-1214-13	52
58-04145-08	15	62-02723-05	27	66U1-2403	10, 13, 15, 19, 21, 36, 43, 47, 48, 49, 50, 51, 67
58-04150-00	75, 77	62-02723-06	27		
58-04242-00	31	62-02723-08	27	66U1-2403-1	5, 7
58-04260-00	13	62-02723-09	27	66U1-2552-185	27
58-04260-01	13	62-02735-00	19	66U1-2603	67, 69
58-04263-00	29	62-02738-00	19	66U1-2763-5	24
58-04263-01	29	62-02742-00	10	66U1-2763-6	25
58-04277-00SV	23, 25	62-02743-00	71	66U1-2803-10	45, 47
58-04279-00	23, 25	62-02743-01	71	66U1-2803-9	41, 43, 45
58-04346-00	7, 11	62-02743-02	71	66U1-3123-1	66
58-04366-00SV	5, 7	62-02743-04	71	66U1-3442-2	19
58-50013-00	21, 23, 25, 65	62-02743-05	71	66U1-3803	1
		62-02743-06	71	66U1-3803-1	1, 33
58-50013-01	65	62-02743-07	71	66U1-3823	17
58-50013-02	5, 7, 21, 23, 25, 27, 65, 69	62-02743-08	71	66U1-5321-13	27
		62-02743-09	71	66U1-5321-3	31, 33
58-50013-04	21, 29, 65, 66, 67, 69	62-02743-10	71	66U1-5321-4	65
		62-02743-12	71	66U1-5321-5	23, 25, 65
58-50014-00	25	62-02743-13	71	66U1-5321-6	13, 15
62-02444-01	72	62-02783-00	27	66U1-5321-7	21, 23, 25, 29, 54, 61, 65, 67, 69
62-02458-00	72	62-02785-00	72		
62-02530-00	72	62-02792-03	29		
62-02530-01	72	62-02818-00	13		
62-02531-00	70	62-02819-00	71		
62-02531-01	70				

# PART NUMBER INDEX

PART NO.	PAGE NO.	PART NO.	PAGE NO.	PART NO.	PAGE NO.
66U1-5321-8	5, 7, 13, 16, 21, 33, 54, 64, 65, 67, 69, 81	66U1-8075	36, 37, 38, 39, 41, 43, 45, 47, 48, 49, 50, 51	69NT20-513SV	81
66U1-5331-3	5, 7, 21, 67	66U1-8115	27	69NT35-1287	29
66U1-5361	21	66U1-8552-2	25	69NT35-1417	29
66U1-5361-11	65, 67, 69	66U1-8662	3, 23, 25	69NT35-2008	10
66U1-5361-21	81	66U1-8912	21, 70	69NT35-2008-1	11
66U1-5361-25	21, 23, 25, 33, 61, 65, 67, 69	66U1-9212-1	19	69NT35-2008-2	11
66U1-5361-46	81	66U1-9752	13, 15, 16	69NT35-2018	71
66U1-5361-49	65	66U1-9782	66	69NT35-2257	36, 50, 51
66U1-5361-7	23, 25	66U1-9782-1	67	69NT35-2287	15
66U1-5362-1	29	66U2-1081	15	69NT35-2617	10
66U1-5362-2	27	66U2-1142	24	69NT35-2692	19, 36, 43, 47, 48, 49, 50, 51
66U1-5371-10	13, 16, 33, 54	66U2-1152	25	69NT35-2692-1	21, 29, 31, 61
66U1-5371-6	23, 64	66U2-1531	69	69NT35-2692-4	19
66U1-5371-7	5, 7, 13, 16, 19, 69, 81	68-10244-00	29	69NT35-3276	16
66U1-5371-8	54	68-12319-00	33	69NT35-3282	37, 38, 39, 41, 45
66U1-5381	17	68-12381-00	65	69NT35-3286	45, 47
66U1-5381-1	25, 65, 66	68-12417-00	3	69NT35-3296	45, 47
66U1-5391-2	13	68-12432-00	65	69NT35-3387	25
66U1-5391-3	13, 15	68-12432-01	65	69NT35-3494	39
66U1-5562-7	81	68-12434-00	79	69NT35-3547	21
66U1-6225	52	68-12434-02	79	69NT35-3778	11
66U1-6651-15	17	68-12496-00	17	69NT35-3778-1	11
66U1-6651-19	13, 16, 65	68-12544-00	16	69NT35-3867	70
66U1-6782-3	67	68-12544-01	16	69NT35-3907	70
66U1-6811-10	61, 63	68-12658-01	3	69NT35-3987	3
66U1-6811-12	7, 21	68-12750-00	61	69NT35-3997-1	3
66U1-6811-13	7	68-12790-00	15	69NT35-4047	3
66U1-6811-14	7	68-12791-00	15	69NT35-5022-3	59, 63
66U1-6811-8	5, 21, 59	68-12815-00	33	69NT35-5022-5	61
66U1-6835	13, 15	68-12881-00	49, 50	69NT35-5352	59, 63
66U1-6912-16	33	68-12881-01	49, 50	69NT35-5352-1	61
66U1-7452-3	33	68-12993-00	65	69NT35-5492	59, 63
66U1-7472-1	1, 23, 25	69NP20-1031	25	69NT35-5992	67, 69
66U1-7842-13	13, 16	69NT20-1893	72	69NT35-6112	21
66U1-7982-2	36, 38, 43, 48, 49, 50, 51	69NT20-1893-1	72	69NT35-6118	72
		69NT20-2083	81		
		69NT20-513-1SV	81		

# PART NUMBER INDEX

PART NO.	PAGE NO.	PART NO.	PAGE NO.	PART NO.	PAGE NO.
69NT35-6132	65	69NT40-392	59, 63	69NT41-942-3	43, 47, 48, 49
69NT35-6272	13, 15	69NT40-402-1	59, 63	69NT41-942-4	37, 41
69NT35-6278	13, 16	69NT40-507-1	35	69NT41-942-5	36, 38, 39, 50, 51
69NT35-6288	13, 15	69NT40-537-3	79	69NT41-982	13, 15
69NT35-6348	31	69NT40-567-2	41, 43, 45	69NT41-992	35
69NT35-6412	67, 69	69NT40-65	3	69NT42-688-4	5
69NT35-6412-1	69	69NT40-657	3	69NT42-688-7	7
69NT35-6412-2	69	69NT40-942	64	69NT42-914	24
69NT35-6522	33	69NT40-976-3	29	69NT42-914-1	24
69NT35-6532	33	69NT41 -972-1	29	69NT43-124-2	10
69NT35-6598	38	69NT41-106-2	64	69NT43-125-1	10
69NT35-6598-1	38	69NT41-122	19	69NT43-125-2	10
69NT35-6738	36, 37, 41, 43, 48, 51	69NT41-182	33	69NT43-148-2	21
69NT35-6738-1	36, 37, 47, 48, 51	69NT41-192	79	69NT43-148-4	21
69NT35-6738-2	41, 43, 45	69NT41-487	25	69NT43-175	35
69NT35-6738-4	45, 47	69NT41-497	25	69NT43-176	35, 79
69NT35-7012	29	69NT41-543	65	69NT43-202-6SV	21
69NT35-7422	13, 16	69NT41-543-1	65	69NT43-202-8SV	21
69NT35-7662-2	41, 43, 45	69NT41-553	65	69NT43-204	3
69NT35-7662-3	45, 47	69NT41-553-1	65	69NT43-208-3	33
69NT35-8012	54	69NT41-724-4	67	69NT43-208-5	33
69NT35-8032	67	69NT41-782	29	69NT43-224	3
69NT35-8098	13, 15	69NT41-783-22	9	69NT43-228-1	21
69NT35-8113	3	69NT41-783-24	9	69NT43-250-2	9
69NT35-8218	72	69NT41-783-29	9	69NT43-250-3	9
69NT35-8218-1	71	69NT41-783-30	9	69NT43-250-5	9
69NT35-8248	65	69NT41-783-31	9	69NT43-250-7	9
69NT35-8382	69	69NT41-783-32	9	69NT43-256-1	59
69NT35-8548	3	69NT41-783-33	9	69NT43-264	37, 38, 39, 41, 45, 47
69NT35-8703	21	69NT41-783-34	9	69NT43-277	23
69NT35-8734-12	31	69NT41-783-35	9	69NT43-295	31
69NT35-8734-14	31	69NT41-783-36	9	69NT43-374	69
69NT35-8734-4	31	69NT41-783-37	9	69NT43-403-2	23
69NT35-8734-5	31	69NT41-783-39	9	69NT43-464	36, 43, 48, 49, 50
69NT35-8734-6	31	69NT41-852-1	29	69NT43-464-2	51
69NT35-8734-9	31	69NT41-872	19	69NT43-466-2SV	64
69NT35-9238	29	69NT41-912	26		
69NT35-9343	59, 63	69NT41-942-1	45		
69NT40-222	79				

# PART NUMBER INDEX

<b>PART NO.</b>	<b>PAGE NO.</b>	<b>PART NO.</b>	<b>PAGE NO.</b>	<b>PART NO.</b>	<b>PAGE NO.</b>
69NT43-466-4	64	76-00355-00	81	76-00676-00	35
69NT43-466-6	65	76-00384-00	81	76-00677-00	25
69NT43-469	65	76-00667-05	69	76-00680-00	57
69NT43-470	69	76-00670-01	69	76-00681-00	31
69NT43-470-1	69	76-00670-02	69	76-00684-00	35
69NT43-471	45, 47	76-00672-00	81	76-00701-00	61
74-00201-01	27	76-00675-01	33	76-00701-01	61
74-00201-02	27				