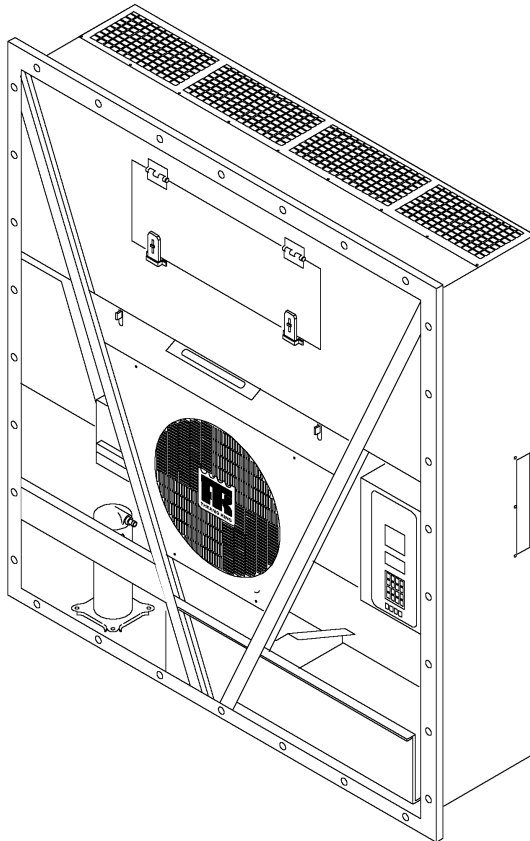


# MAGNUM

TK 51745-4.0



Printed (October 25, 2010)

Copyright © 2002 - Thermo King Corp. - Minneapolis, MN U.S.A.  
Electronically printed in U.S.A.

# General Information

## Tables of Contents

This Parts Manual contains a numerical table of contents listing each assembly name, its associated Grid number and page number. The numerical table of contents is arranged numerically by Grid number. There are references in a parts list referring to other Grid numbers, the numerical table of contents is arranged to facilitate finding the referenced illustrations. At the rear of this parts manual are two indexes, a numerical and alphabetical. The indexes contain all of the part numbers and descriptions which appear in this manual.

## Assemblies and Subassemblies

When parts are indented in the description list, they are preceded with a bullet ( • ). This indicates that the part(s) is available separately or included in an assembly.

### GRID NO. 67D6 SWITCH PANEL ASSEMBLY

| REF | PART#   | DESCRIPTION           | QTY |
|-----|---------|-----------------------|-----|
|     | 45-1239 | PANEL - assy, switch  | 1   |
| 1   | 99-1960 | • PANEL               | 1   |
|     | 99-6280 | • • NAMEPLATE - panel | 1   |
| 2   | 33-743  | • GASKET              | 1   |

For example: the switch panel nameplate (99-6280) is available separately, available as part of the switch panel (99-1960) and with the panel assembly (45-1239).

## ABBREVIATIONS

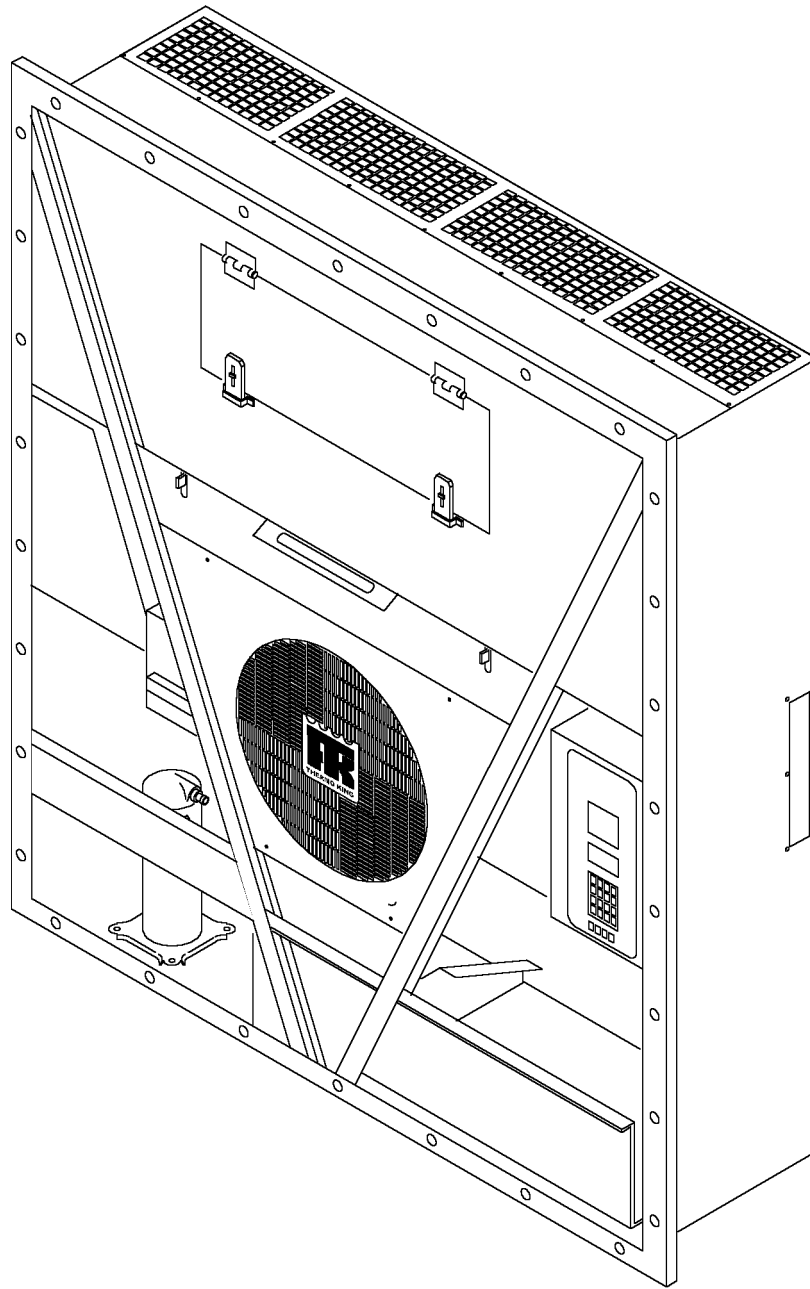
The following abbreviations appear in parts manuals

|   |                                       |  |
|---|---------------------------------------|--|
| <b>A</b> AC . . . . . alternating current | <b>E</b> (continued)                  | <b>O</b> os . . . . . oversized              |
| A/R . . . . . as required                 | evap. . . . . evaporator              | od . . . . . outside diameter                |
| accum . . . . . accumulator               | exch . . . . . exchanger              | <b>P</b> pcb . . . . . printed circuit board |
| adj . . . . . adjusting                   | exp . . . . . expansion               | pkg . . . . . package                        |
| al . . . . . aluminum                     | ext . . . . . external                | ph . . . . . phase                           |
| alt. . . . . alternator                   | <b>F</b> F . . . . . Fahrenheit       | pos . . . . . positive                       |
| A or amp . . . . . ampere                 | fill . . . . . fillister              | psi . . . . . pounds per square inch         |
| assy . . . . . assembly                   | fi . . . . . fuel injection           |  |
| <b>B</b> bd . . . . . board               | fl . . . . . flare                    | <b>R</b> rad . . . . . radiator              |
| brg . . . . . bearing                     | fpt . . . . . female pipe thread      | rcvr . . . . . receiver                      |
| brkr . . . . . breaker                    | ft . . . . . feet                     | ref . . . . . reference                      |
| brkt . . . . . bracket                    | ftg . . . . . fitting                 | reg . . . . . regulator                      |
| <b>C</b> C . . . . . Celsius              | <b>H</b> hex . . . . . hexagon        | req . . . . . required                       |
| cw . . . . . clockwise                    | hh . . . . . hexagon head             | rpm . . . . . revolutions per minute         |
| ccw . . . . . counter-clockwise           | hd . . . . . head                     | <b>S</b> sec . . . . . second                |
| cam . . . . . camshaft                    | hp . . . . . horsepower               | sld . . . . . solder                         |
| compr . . . . . compressor                | hsg . . . . . housing                 | soc hd. . . . . socket head                  |
| cond. . . . . condenser                   | <b>I</b> id . . . . . inside diameter | sol . . . . . solenoid                       |
| conn. . . . . connecting, connector       | in . . . . . inch (2.54 centimeters)  | spl . . . . . special                        |
| cyl . . . . . cylinder                    | incl . . . . . includes               | sq . . . . . square                          |
| <b>D</b> def . . . . . defrost            | inj . . . . . injection               | ss . . . . . stainless steel                 |
| deg . . . . . degree                      | int . . . . . internal                | std . . . . . standard                       |
| dehyd. . . . . dehydrator                 | int th . . . . . internal tooth       | stl . . . . . steel                          |
| dia . . . . . diameter                    | <b>L</b> liq . . . . . liquid         | suct . . . . . suction                       |
| DC . . . . . direct current               | lg . . . . . long                     | sw . . . . . switch                          |
| disch . . . . . discharge                 | <b>M</b> mm . . . . . millimeter      | <b>T</b> term . . . . . terminal             |
| diff . . . . . differential               | mpt . . . . . male pipe thread        | temp . . . . . temperature                   |
| <b>E</b> EMI . . . . . Extended           | mod . . . . . modulating              | thk . . . . . thick                          |
| . . . . . Maintenance Interval            | <b>N</b> neg . . . . . negative       | <b>U</b> us . . . . . undersize              |
| EEC . . . . . European Economic Community | No. . . . . number                    | <b>V</b> vib . . . . . vibrasorber           |
| eng . . . . . engine                      | NS . . . . . not supplied             | <b>W</b> W . . . . . watt                    |
|   | NSS . . . . . not sold separately     | w/ . . . . . with                            |
|   |                                       | w/o . . . . . without                        |

# MAGNUM

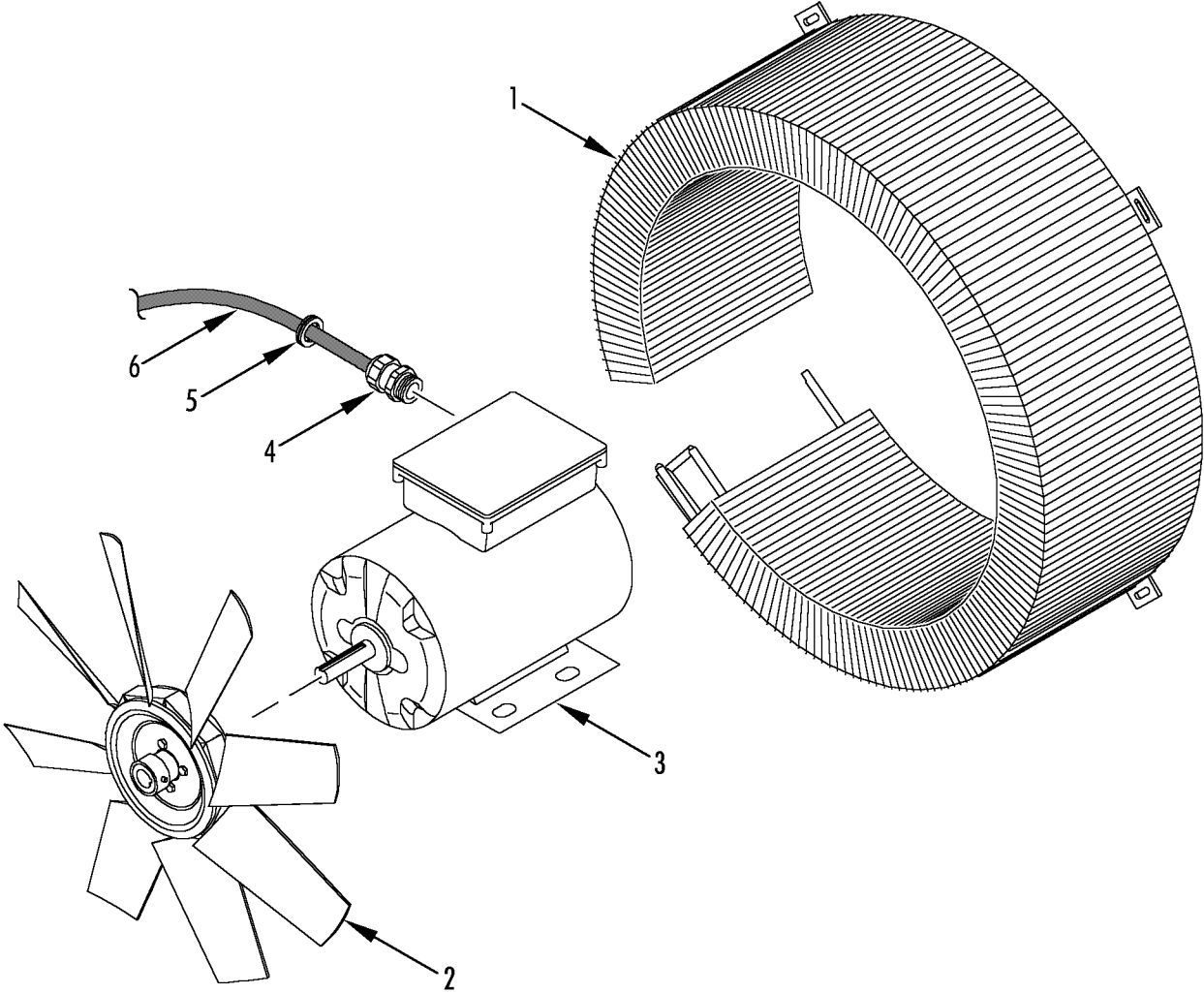
## Contents

| Name  | Grid        | Page |
|---|-------------|------|
| MAGNUM REFERENCE SHEET .....  | 7U94.....   | 3    |
| AIR VENT (40 FT CONTAINERS).....  | 143D7.....  | 81   |
| RECORDING THERMOMETER - 31 DAY FAHRENHEIT .....                                     | 147B2.....  | 53   |
| RECORDING THERMOMETER (OPTION 098026 & 098030).....                                 | 147B8.....  | 49   |
| RECORDING THERMOMETER (OPTION 098026) .....   | 147B9.....  | 55   |
| TRANSFORMER GROUP (098024, 098040, 098041, 098043,<br>098071, 098123, 098128) ..... | 148G2.....  | 47   |
| WATER COOLED CONDENSER .....  | 154E13..... | 29   |
| AIR VENT (20 FT CONTAINERS).....  | 157D9.....  | 85   |
| USDA DOWNLOAD PANEL (CANNON CONNECTORS) .....                                       | 157H2.....  | 63   |
| HIGH VOLTAGE TRAY .....   | 158A1.....  | 41   |
| REMOTE MONITOR OPTION (098182 CSR; 098144 CRR; 098182<br>CSR) .....                 | 158A5.....  | 61   |
| GAUGE GROUP (OPTION 098140) .....   | 158B4.....  | 31   |
| AFAM MP3000 (OPTION 098166) .....   | 158H7.....  | 87   |
| USDA DOWNLOAD PANEL (3-PIN DEUTSCH CONNECTORS) .....                                | 160F3.....  | 65   |
| EVAPORATOR PANELS.....  | 160G6.....  | 91   |
| DEFROST DRAIN .....   | 173B6.....  | 93   |
| REFRIGERATION COMPONENTS .....  | 180D0.....  | 13   |
| CONDENSER FAN GROUP .....   | 180D8.....  | 5    |
| EVAPORATOR FAN GROUP (MAGNUM 40).....   | 180D9.....  | 7    |
| COMPRESSOR GROUP (SERVICE VALVES) .....   | 180E1.....  | 27   |
| ELECTRICAL COMPONENTS .....   | 180E2.....  | 33   |
| CONTROL BOX.....  | 180E3.....  | 37   |
| NAMEPLATES.....   | 180E6.....  | 97   |
| CONTROL BOX DOOR (MP3000-A w/ RMM) .....  | 183B5.....  | 43   |
| EVAPORATOR FAN GROUP (THREE FANS).....  | 183B6.....  | 11   |
| CONDENSER COMPONENTS (20 ft CONTAINER, THREE FANS) .....                            | 183B7.....  | 73   |
| REFRIGERATION COMPONENTS (WCC, SERVICE VALVES) .....                                | 189B9.....  | 23   |
| CONDENSER COMPONENTS.....   | 189C2.....  | 69   |
| DEFROST DRAIN .....   | 189C4.....  | 95   |
| REFRIGERATION COMPONENTS (SERVICE VALVES) .....                                     | 189D5.....  | 17   |
| USDA DOWNLOAD PANEL (4-PIN DEUTSCH CONNECTORS) .....                                | 189D7.....  | 67   |
| AIR VENT (40 FT CONTAINERS).....  | 191B6.....  | 83   |
| ELECTRONIC CHART RECORDER.....  | 212G9.....  | 57   |
| AIR VENT (AFAM MP3000) .....  | 213D3.....  | 89   |
| DOWNLOAD CABLES .....   | 226E2.....  | 45   |
| CONDENSER COMPONENTS (11/05 & after).....   | 226E3.....  | 77   |





| <b>B/M</b> | <b>DESCRIPTION</b> | <b>Date</b> |
|------------|--------------------|-------------|
| 098525     | MAGNUM 40 w/ AFAM+ | 11/02       |
| 098528     | MAGNUM             | 11/02       |
| 098540     | MAGNUM             | 2/06        |
| 098546     | MAGNUM             | 2/06        |
| 098547     | MAGNUM             | 2/06        |
| 098552     | MAGNUM             | 2/06        |
| 098553     | MAGNUM             | 2/06        |
| 098554     | MAGNUM             | 2/06        |
| 098916     | MAGNUM 20          | 11/02       |
| 098922     | MAGNUM 40          | 11/02       |
| 098924     | MAGNUM - 924       | 1/08        |
| 098934     | MAGNUM 40 SL       | 10/10       |





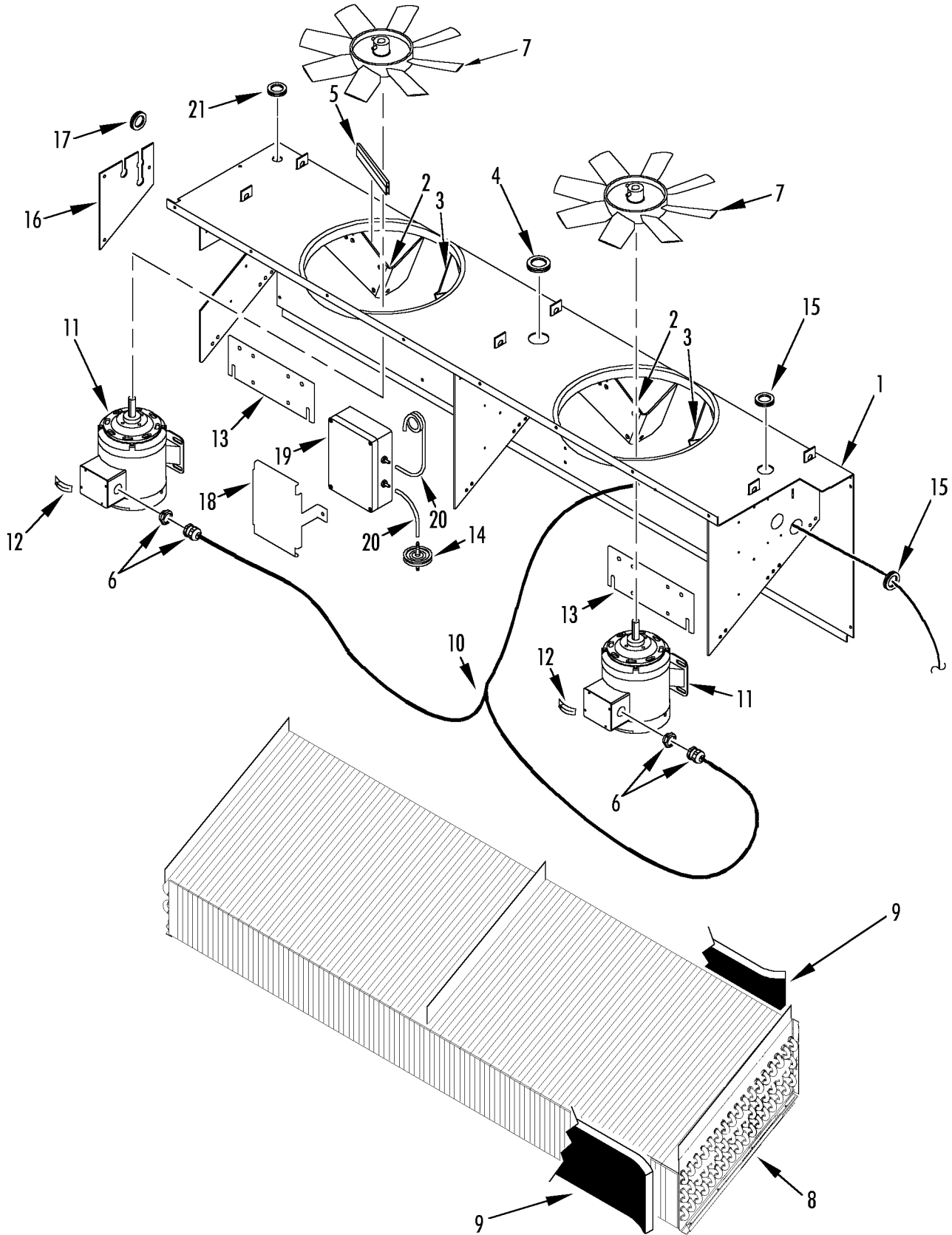
| REF | PART#   | DESCRIPTION  | QTY |
|-----|---------|--|-----|
| 1   | 60-285  | COIL - condenser   | 1   |
|     | 33-2950 | GASKET (10 x 15 mm)  | A/R |
|     | 51-1442 | SCREW - coil   | 7   |
|     | 51-1444 | FLATWASHER   | 7   |
|     | 55-9054 | WASHER (nylon)   | 7   |
| 2   | 78-1167 | FAN - condenser (21.6 in, 500 mm dia, 30 deg pitch, 8 blade) | 1   |
| 3   | 104-759 | MOTOR - condenser fan (0.75 hp)                              | 1   |
|     | 77-1498 | • BEARING - shaft end  | 1   |
|     | 77-1401 | • BEARING - opposite end                                     | 1   |
|     | 51-1443 | SCREW - motor  | 4   |
|     | 51-1444 | FLATWASHER   | 8   |
|     | 51-1429 | LOCKWASHER   | 4   |
|     | 51-1427 | NUT  | 4   |
| 4   | 55-5900 | GRIP - cable   | 1   |
| 5   | 33-367  | GROMMET  | 1   |
| 6   | 41-2953 | HARNESS - condenser fan                                      | 1   |







| REF | PART#   | DESCRIPTION  | QTY |
|-----|---------|--|-----|
| 1   | 98-6562 | HOUSING - evaporator (12 in, 312 mm dia)                   | 1   |
|     | 98-6566 | HOUSING - evaporator (14 in, 355 mm dia fans)              | 1   |
| 2   | 92-2779 | • BRACKET - motor (left)                                   | 2   |
| 3   | 92-2332 | • BRACKET - motor (right)                                  | 2   |
|     | 55-9162 | RIVET - housing  | 10  |
| 4   | 33-3215 | GROMMET (47 mm)  | 1   |
| 5   | 33-3044 | TRIM - edge guard  | A/R |
| 6   | 55-5900 | CONNECTOR - harness & sensor                               | 2   |
| 7   | 78-1117 | FAN - evaporator (14 in, 355 mm dia, ccw, 8 blade)         | 2   |
|     | 78-1349 | FAN - evaporator (12 in, 312 mm dia, ccw, 6 blade)         | 2   |
|     | 78-1524 | FAN - evaporator (top air, 14 in, 355 mm dia, cw, 8 blade) | 2   |
| 8   | NSS     | COIL - evaporator (see Refrigeration Group)                | 1   |
|     | 55-8891 | SCREW - coil   | 9   |
|     | 55-9217 | CAP - screw  | 3   |
| 9   | 91-9328 | BLOCK - coil   | 2   |
| 10  | 41-4018 | HARNESS - evaporator fan (MAGNUM)                          | 1   |
|     | 41-3685 | HARNESS - evaporator fan (MAGNUM SL-40)                    | 1   |
| 11  | 104-691 | MOTOR - fan  | 2   |
|     | 77-1498 | • BEARING - shaft end                                      | 1   |
|     | 77-1401 | • BEARING - opposite end                                   | 1   |
|     | 51-1443 | SCREW - motor  | 8   |
|     | 55-7066 | LOCKWASHER (external tooth)                                | 2   |
|     | 55-7342 | LOCKWASHER   | 6   |
|     | 55-7085 | FLATWASHER   | 8   |
|     | 92-425  | NUTSTRIP   | 4   |
| 12  | 99-4931 | NAMEPLATE - Arrow  | 1   |
| 13  | 91-8466 | BRACKET - motor  | 2   |
|     | 55-6993 | SCREW - bracket  | 8   |
|     | 51-1444 | FLATWASHER   | 16  |
|     | 51-1429 | LOCKWASHER   | 8   |
|     | 55-7339 | NUT  | 8   |
| 14  | 92-458  | FILTER - gas sensor  | 1   |
| 15  | 33-2946 | GROMMET (37 mm)  | 6   |
| 16  | 92-2775 | COVER - tube   | 1   |
|     | 55-7172 | SCREW - cover  | 3   |
|     | 55-8877 | WASHER (nylon)   | 3   |
|     | 55-7075 | FLATWASHER   | 3   |
| 17  | 33-367  | GROMMET  | 3   |
| 18  | 92-456  | BRACKET - sensor   | 1   |
|     | 55-7035 | SCREW - sensor   | 2   |
|     | 55-7075 | FLATWASHER   | 2   |
|     | 55-8877 | WASHER - insulating  | 2   |



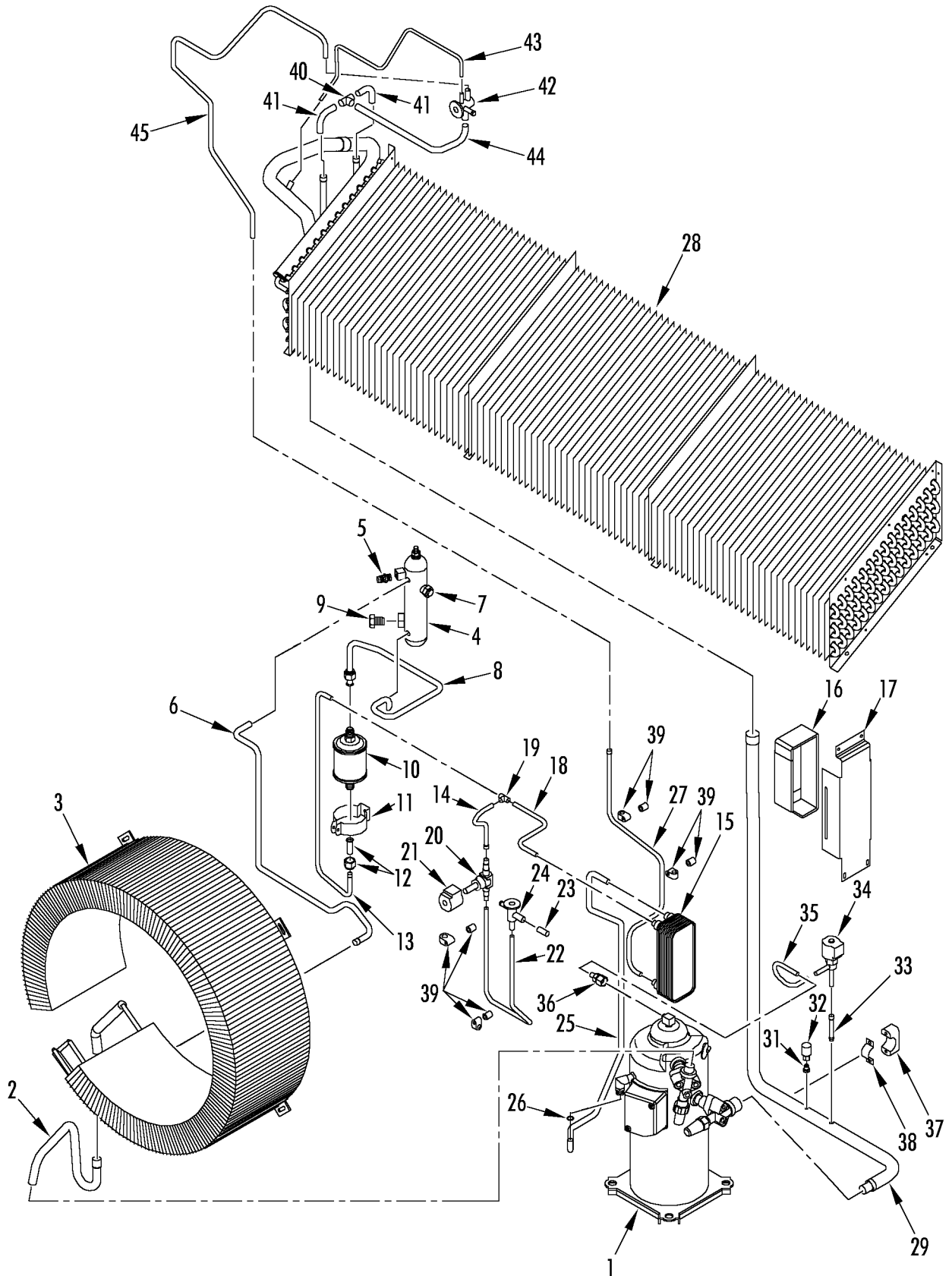


| REF | PART#   | DESCRIPTION                       | QTY |
|-----|---------|-----------------------------------|-----|
|     | 92-2587 | NUTSTRIP - bracket                | 1   |
| 19  | 41-3409 | SENSOR - gas (O2/CO2)             | 1   |
|     | 41-9490 | SENSOR - gas (CO2 only)           | 1   |
| 20  | 11-4367 | HOSE - sensor (1/4 od x 35 ft lg) | A/R |
| 21  | 33-3838 | GROMMET (22 mm)                   | 1   |



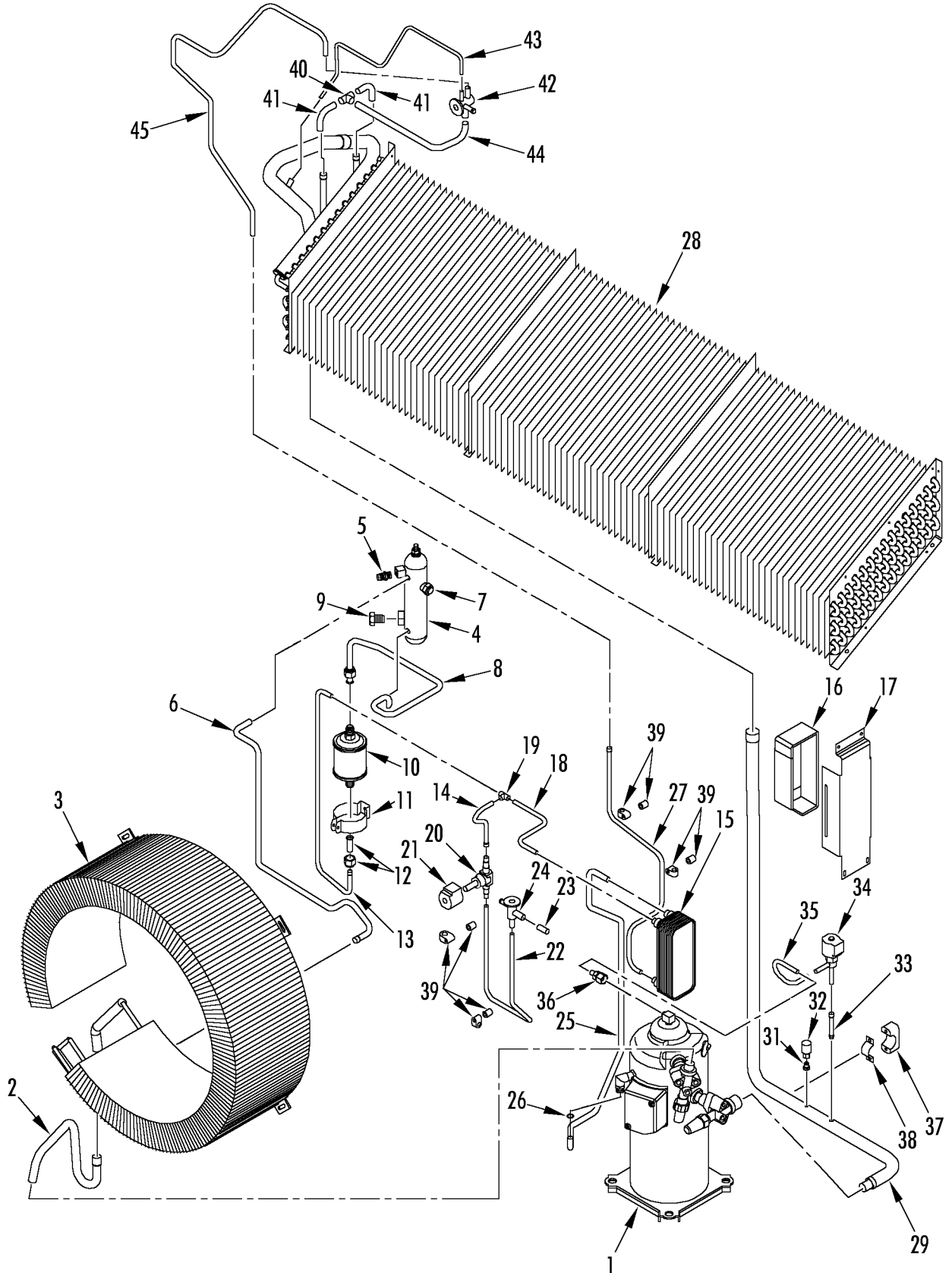


| REF | PART#   | DESCRIPTION                          | QTY |
|-----|---------|--------------------------------------|-----|
| 1   | 104-691 | MOTOR - fan                          | 3   |
|     | 77-1498 | • BEARING - shaft end                | 1   |
|     | 77-1401 | • BEARING - opposite end             | 1   |
|     | 55-6993 | SCREW - motor (25 mm)                | 12  |
|     | 55-8903 | SCREW - motor (22 mm)                | 12  |
|     | 55-8904 | FLATWASHER                           | 12  |
|     | 55-8805 | LOCKWASHER                           | 15  |
|     | 55-7339 | NUT                                  | 12  |
|     | 55-8986 | INSERT - threaded                    | 12  |
| 2   | 78-1196 | FAN - evaporator (10 in, 254 mm dia) | 3   |
| 3   | 91-8466 | BRACKET - motor                      | 3   |
|     | 55-8903 | SCREW - bracket                      | 12  |
|     | 55-6988 | FLATWASHER                           | 21  |
| 4   | 98-6564 | BRACKET - motor mount                | 1   |
| 5   | 92-2790 | • BRACKET - motor                    | 3   |
| 6   | 92-2791 | • BRACKET - motor                    | 3   |
|     | 55-8891 | SCREW - bracket                      | 17  |
| 7   | 33-3215 | GROMMET (47 mm)                      | 1   |
| 8   | 33-2946 | GROMMET (37 mm)                      | 7   |
| 9   | 33-3838 | GROMMET (22 mm)                      | 1   |
| 10  | 55-2324 | KEY - fan                            | 3   |
| 11  | 67-1922 | COIL - evaporator                    | 1   |
|     | 55-8891 | SCREW - coil                         | 18  |
|     | 55-7342 | LOCKWASHER                           | 18  |
|     | 55-7066 | FLATWASHER                           | 6   |
|     | 55-9217 | CAP - screw                          | 9   |
| 12  | 91-9328 | BLOCK - coil                         | 2   |
| 13  | 55-8907 | CONNECTOR - harness                  | 3   |
|     | 55-8908 | NUT                                  | 3   |
| 14  | 41-4002 | HARNESS - evaporator fan             | 1   |
| 15  | 51-270  | CONNECTOR - grip (sensor)            | 1   |
| 16  | 92-2778 | COVER - tube                         | 1   |
|     | 55-7172 | SCREW - cover                        | 3   |
|     | 55-8872 | WASHER (nylon)                       | 3   |
|     | 55-7075 | FLATWASHER                           | 3   |
| 17  | 33-367  | GROMMET                              | 3   |





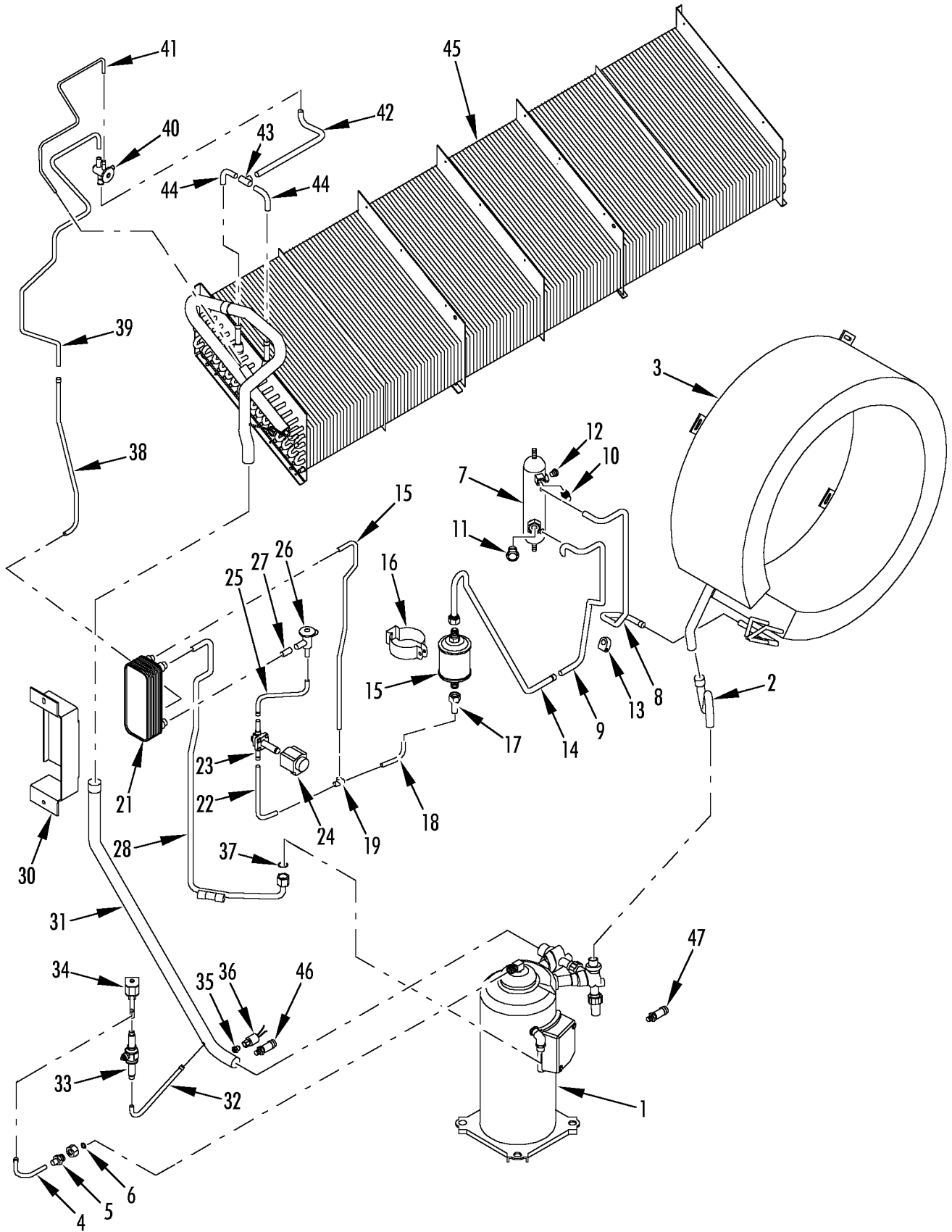
| REF | PART#   | DESCRIPTION                              | QTY |
|-----|---------|--|-----|
| 1   | 102-795 | COMPRESSOR - scroll (see 180E1)          | 1   |
| 2   | 66-9181 | TUBE - valve to coil (units w/ valves)   | 1   |
|     | 61-175  | TUBE - flange to coil (units w/ flanges) | 1   |
| 3   | 60-285  | COIL - condenser                         | 1   |
|     | 55-7035 | SCREW - coil                             | 8   |
|     | 55-8893 | FLATWASHER                               | 7   |
|     | 55-9054 | WASHER                                   | 8   |
| 4   | 67-1890 | TANK - receiver                          | 1   |
| 5   | 66-7812 | • FITTING - high side                    | 1   |
|     | 66-7182 | •• CAP - fitting                         | 1   |
| 6   | 61-1852 | • TUBE - coil to receiver tank           | 1   |
| 7   | 506-364 | • PLUG - fusible                         | 1   |
| 8   | 61-1853 | • TUBE - tank to dehydrator              | 1   |
| 9   | 66-8811 | • INDICATOR - liquid                     | 1   |
|     | 33-3007 | • O-RING                                 | 1   |
| 10  | 61-786  | DEHYDRATOR (o-ring seal)                 | 1   |
|     | 33-3007 | O-RING                                   | 2   |
| 11  | 55-4390 | HANGER - dehydrator                      | 1   |
|     | 55-8316 | SCREW - hanger                           | 1   |
|     | 55-7075 | FLATWASHER                               | 2   |
|     | 55-7042 | NUT                                      | 1   |
| 12  | 61-1848 | TUBE - filter                            | 1   |
|     | 55-302  | NUT - filter                             | 1   |
| 13  | 61-1844 | TUBE - dehydrator to tee                 | 1   |
| 14  | 61-1845 | TUBE - tee to valve                      | 1   |
| 15  | 67-1889 | HEAT EXCHANGER - economizer              | 1   |
| 16  | 92-2588 | BRACKET - exchanger                      | 1   |
| 17  | 92-2589 | COVER - exchanger                        | 1   |
|     | 55-6994 | SCREW - cover                            | 2   |
|     | 55-7075 | FLATWASHER                               | 4   |
|     | 55-7042 | NUT                                      | 2   |
| 18  | 61-1843 | TUBE - tee to exchanger                  | 1   |
| 19  | 55-3251 | TEE (3/8)                                | 1   |
| 20  | 41-5103 | VALVE - solenoid (vapor injection)       | 1   |
| 21  | 41-3301 | COIL - valve                             | 1   |
| 22  | 61-1846 | TUBE - valve to expansion                | 1   |
| 23  | 61-1847 | TUBE - expansion valve to tee            | 1   |
| 24  | 66-9906 | VALVE - expansion (economizer)           | 1   |
| 25  | 61-1849 | TUBE - liquid injection                  | 1   |
|     | 55-8951 | SHOULDER                                 | 1   |
|     | 55-8950 | NUT - o-ring seal                        | 1   |





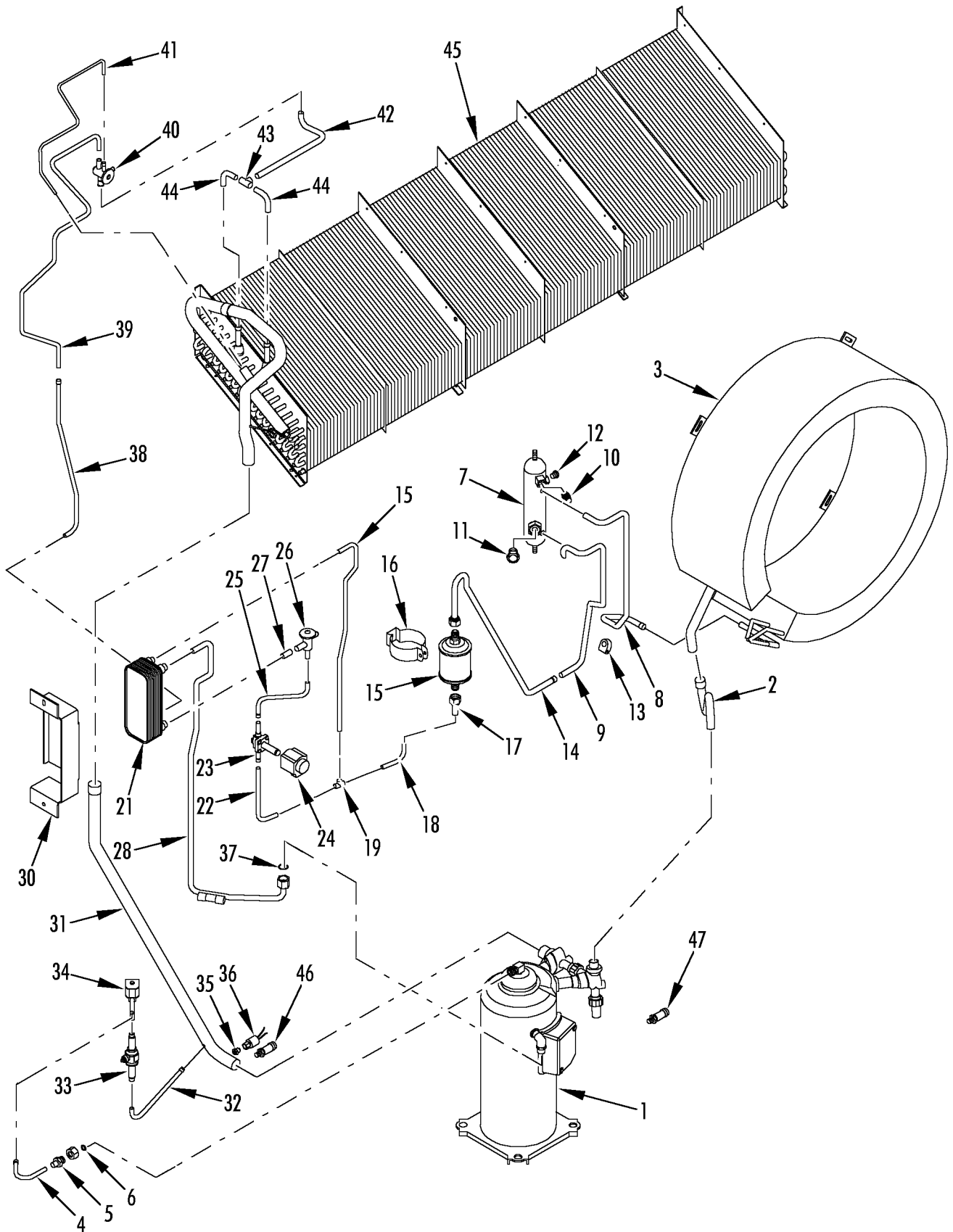


| REF | PART#    | DESCRIPTION   | QTY |
|-----|----------|---|-----|
| 26  | 33-566   | O-RING  | 1   |
| 27  | 61-1850  | TUBE - valve to evaporator                          | 1   |
| 28  | 67-1923  | COIL - evaporator (14.7/374 wide, MAGNUM)           | 1   |
|     | 67-1921  | COIL - evaporator (13.0/330 wide, MAGNUM SL-40)     | 1   |
|     | 67-1922  | COIL - evaporator (11.3/286 wide, MAGNUM SL-20)     | 1   |
|     | 55-6993  | SCREW (25 mm)                                       | 8   |
|     | 55-9541  | FLATWASHER (8.4 mm)                                 | 14  |
|     | 55-6988  | FLATWASHER (8.4 mm id)                              | 14  |
| 29  | 61-2117  | TUBE - coil to valve (units w/ service valves)      | 1   |
|     | 61-1839  | TUBE - coil to flange (units w/ flanged compressor) | 1   |
| 30  | Not Used |   |     |
| 31  | 66-874   | FITTING - flare                                     | 1   |
|     | 66-6607  | FITTING - low side                                  | 1   |
|     | 66-7183  | • CAP - charge port (blue)                          | 1   |
|     | 66-8054  | ADAPTER   | 1   |
| 32  | 41-4473  | SWITCH - lpco                                       | 1   |
| 33  | 61-1840  | TUBE - suction to valve                             | 1   |
| 34  | 61-2057  | VALVE - digital                                     | 1   |
| 35  | 61-2058  | TUBE - valve to compressor                          | 1   |
| 36  | 61-2162  | ADAPTER - compressor                                | 1   |
| 37  | 91-4774  | CLAMP - suction tube                                | 1   |
| 38  | 91-1779  | CLAMP - strap                                       | 1   |
|     | 55-7027  | SCREW - clamp                                       | 2   |
|     | 55-7075  | FLATWASHER  | 2   |
| 39  | 55-6388  | CLAMP - tube (3/8)                                  | 3   |
|     | 91-759   | CLAMP - tube (1/2)                                  | 1   |
|     | 55-8915  | SPACER (18 mm)                                      | 4   |
|     | 55-7029  | SCREW - clamp (65 mm)                               | 2   |
|     | 55-8993  | SCREW - clamp (50 mm)                               | 2   |
|     | 55-9027  | WASHER (nylon)                                      | 2   |
| 40  | 55-2296  | TEE (1/2)   | 1   |
| 41  | 61-2051  | TUBE - tee to distributor                           | 2   |
| 42  | 61-443   | VALVE - expansion                                   | 1   |
| 43  | 61-2048  | TUBE - equalizer                                    | 1   |
|     | 61-2054  | TUBE - equalizer (MAGNUM 20)                        | 1   |
| 44  | 61-2049  | TUBE - expansion valve to tee                       | 1   |
|     | 61-2052  | TUBE - expansion valve to tee (MAGNUM 20)           | 1   |
| 45  | 61-2050  | TUBE - expansion valve to inlet                     | 1   |
|     | 61-2053  | TUBE - expansion valve to inlet (MAGNUM 20)         | 1   |



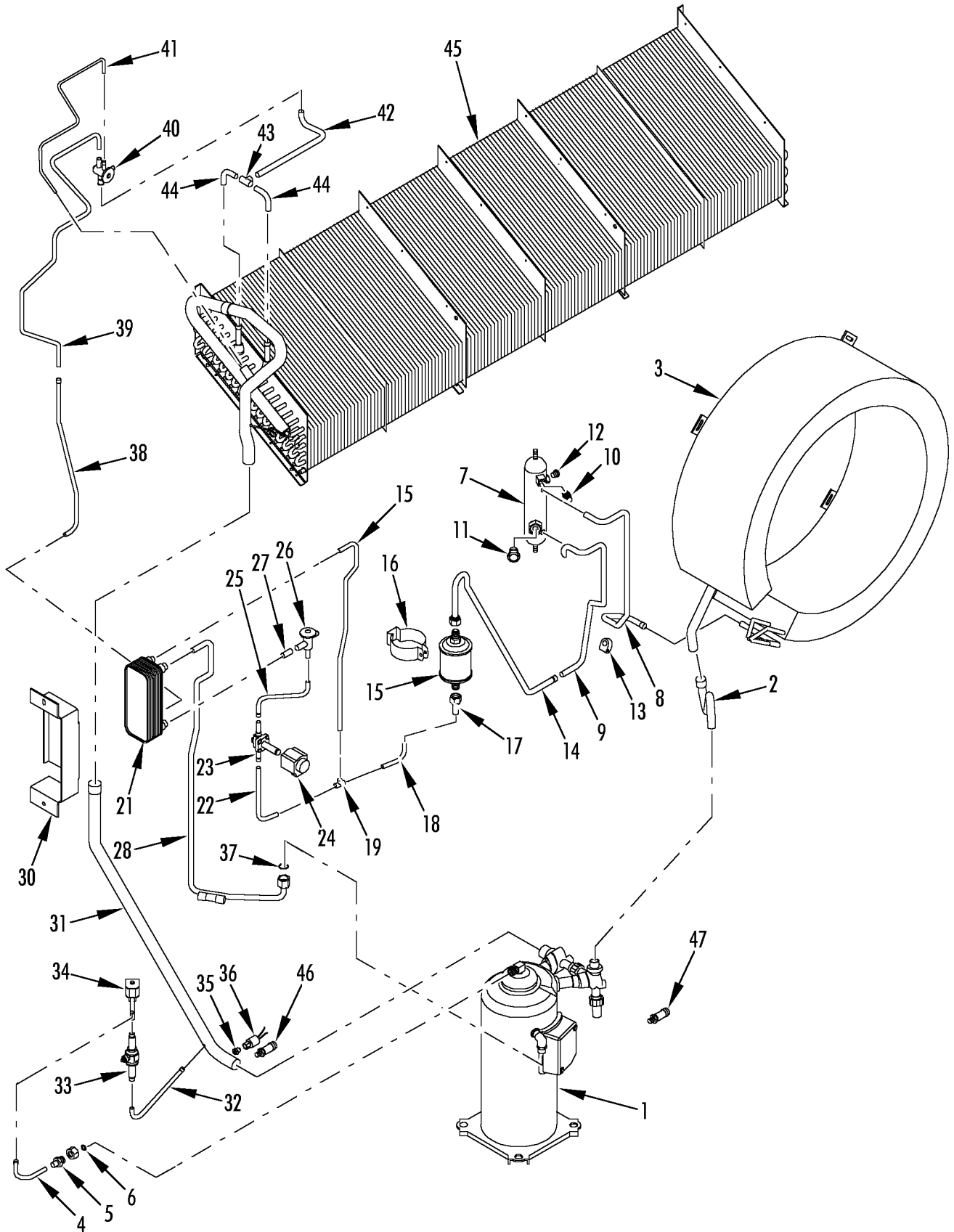


| REF | PART#   | DESCRIPTION                     | QTY |
|-----|---------|---------------------------------|-----|
| 1   | 102-795 | COMPRESSOR - scroll (see 180E1) | 1   |
|     | 92-2229 | SPACER - compressor             | 1   |
| 2   | 61-2477 | TUBE - valve to coil            | 1   |
| 3   | 60-285  | COIL - condenser                | 1   |
| 4   | 61-2467 | TUBE - valve to coil            | 1   |
| 5   | 61-2162 | ADAPTER - compressor            | 1   |
| 6   | 33-3912 | SEAL - teflon fiber             | 1   |
| 7   | 67-1991 | TANK - receiver                 | 1   |
| 8   | 61-2238 | • TUBE - receiver to dehydrator | 1   |
| 9   | 61-2569 | • TUBE - receiver to condenser  | 1   |
| 10  | 66-7812 | CAP - fitting                   | 1   |
|     | 66-7182 | • CAP - fitting                 | 1   |
| 11  | 66-8811 | INDICATOR - liquid              | 1   |
|     | 33-3007 | O-RING                          | 1   |
| 12  | 506-364 | PLUG - fusible                  | 1   |
|     | 51-273  | NUT - receiver tank             | 2   |
|     | 55-9027 | WASHER - insulating             | 4   |
|     | 55-7347 | LOCKWASHER                      | 2   |
| 13  | 55-6730 | CLAMP - tube                    | 2   |
|     | 55-7372 | SCREW - clamp                   | 1   |
|     | 55-7075 | FLATWASHER                      | 2   |
|     | 55-7042 | NUT                             | 1   |
| 14  | 61-2475 | TUBE - receiver to dehydrator   | 1   |
|     | 203-454 | MASTIC - heat transfer          | A/R |
| 15  | 61-786  | DEHYDRATOR                      | 1   |
| 16  | 55-4390 | CLAMP - dehydrator              | 1   |
|     | 55-8464 | SCREW - clamp                   | 1   |
|     | 55-8893 | FLATWASHER                      | 1   |
|     | 55-9054 | WASHER - insulating             | 1   |
|     | 55-8316 | SCREW - dehydrator              | 1   |
|     | 55-7075 | FLATWASHER                      | 2   |
|     | 55-7042 | NUT                             | 1   |
| 17  | 61-1848 | TUBE - filter                   | 1   |
| 18  | 61-2473 | TUBE - filter to tee            | 1   |
| 19  | 55-3251 | TEE                             | 1   |
| 20  | 61-2471 | TUBE - tee to exchanger         | 1   |
| 21  | 67-1889 | HEAT EXCHANGER - economizer     | 1   |
|     | 92-3547 | INSULATION - heat exchanger     | 1   |
| 22  | 61-2472 | TUBE - tee to valve             | 1   |
|     | 91-758  | CLAMP - tube                    | 1   |
|     | 55-9912 | SCREW - clamp                   | 1   |
|     | 55-7075 | FLATWASHER                      | 2   |



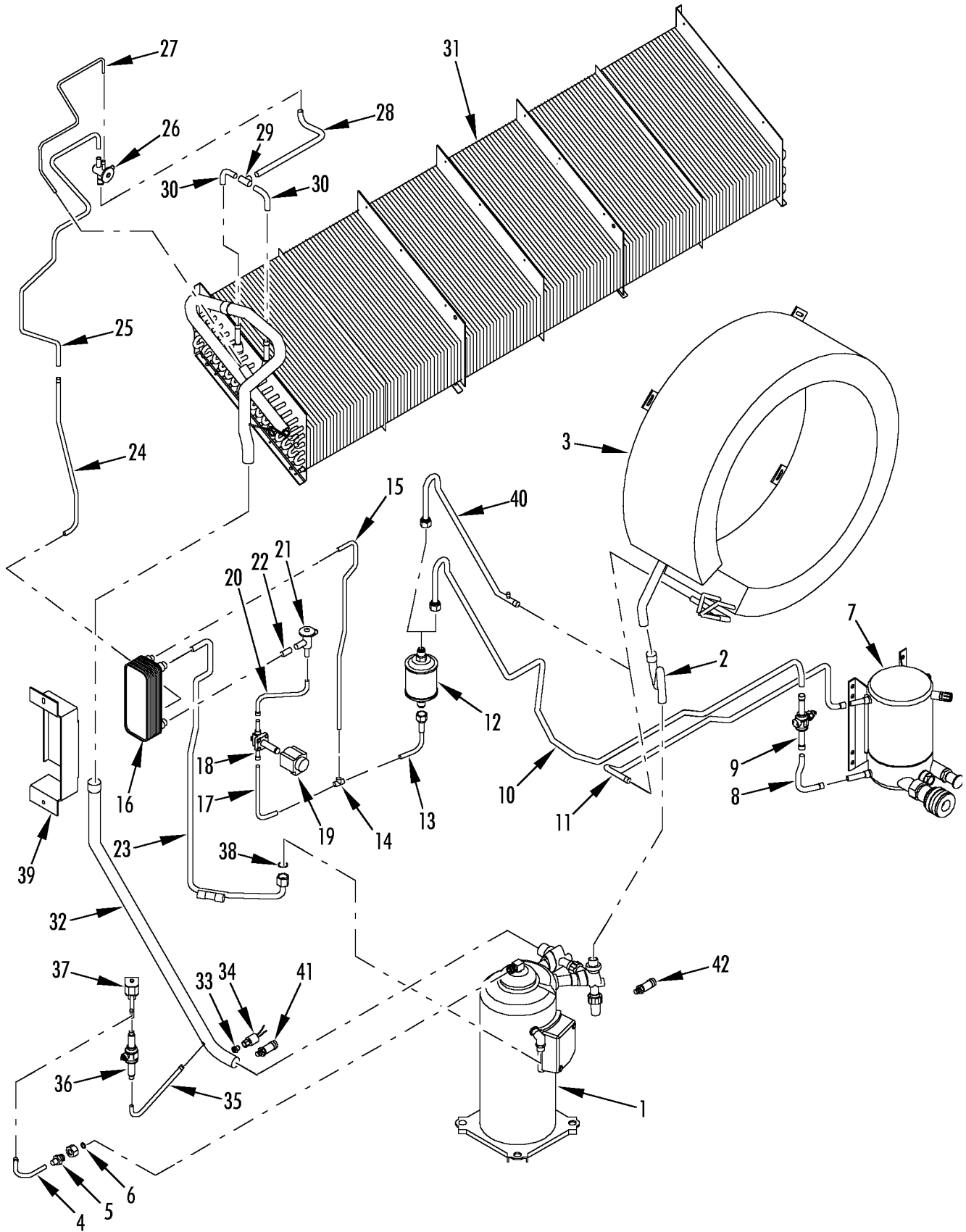


| REF | PART#   | DESCRIPTION                         | QTY |
|-----|---------|-------------------------------------|-----|
|     | 55-8915 | SPACER                              | 1   |
| 23  | 61-2470 | VALVE - solenoid (vapor injection)  | 1   |
| 24  | 41-5460 | COIL - valve                        | 1   |
| 25  | 61-2469 | TUBE - valve to expansion           | 1   |
| 26  | 66-9906 | VALVE - expansion (economizer)      | 1   |
| 27  | 61-1847 | TUBE - expansion valve to exchanger | 1   |
| 28  | 61-2474 | TUBE - liquid injection             | 1   |
|     | 55-8951 | SHOULDER                            | 1   |
|     | 55-8950 | NUT - o-ring seal                   | 1   |
|     | 92-3548 | INSULATION - tube (24.5 in lg)      | 1   |
|     | 92-3549 | INSULATION - tube (19.0 in lg)      | 1   |
|     | 91-1800 | CLAMP - tube                        | 2   |
|     | 55-7372 | SCREW - clamp                       | 1   |
|     | 55-7042 | NUT                                 | 1   |
| 29  | 61-2476 | TUBE - tx bulb                      | 1   |
| 30  | 92-3391 | BRACKET - heat exchanger            | 1   |
|     | 92-3550 | INSULATION - mylar                  | 1   |
| 31  | 61-2464 | TUBE - suction (before 4/05)        | 1   |
|     | 61-3502 | TUBE - suction (4/05 & after)       | 1   |
|     | 92-3551 | INSULATION - tube (42.1 in lg)      | 1   |
|     | 92-3552 | INSULATION - tube (5.5 in lg)       | 1   |
| 32  | 61-2466 | TUBE - suction to ball valve        | 1   |
| 33  | 61-2465 | VALVE - ball                        | 1   |
| 34  | 61-2057 | VALVE (PWM)                         | 1   |
| 35  | 66-874  | FITTING - flare                     | 1   |
|     | 66-6607 | FITTING - low side                  | 1   |
|     | 66-7183 | • CAP - charge port (blue)          | 1   |
|     | 66-8054 | ADAPTER                             | 1   |
| 36  | 41-4473 | SWITCH - lpco                       | 1   |
| 37  | 33-566  | O-RING                              | 1   |
| 38  | 61-2468 | TUBE - heat exchanger to evaporator | 1   |
|     | 92-3553 | INSULATION - tube (14.1 in lg)      | 1   |
| 39  | 61-2050 | TUBE - exchanger to coil (#2)       | 1   |
| 40  | 61-443  | VALVE - expansion                   | 1   |
|     | 92-2228 | SPACER - clamp                      | 1   |
|     | 55-6388 | CLAMP - valve                       | 1   |
|     | 55-9759 | SCREW - clamp                       | 1   |
|     | 55-8316 | SCREW - dehydrator clamp            | 1   |
|     | 55-7075 | FLATWASHER                          | 2   |
|     | 55-7042 | NUT                                 | 1   |
| 41  | 61-2048 | TUBE - equalizer                    | 1   |
| 42  | 61-2049 | TUBE - expansion valve to tee       | 1   |





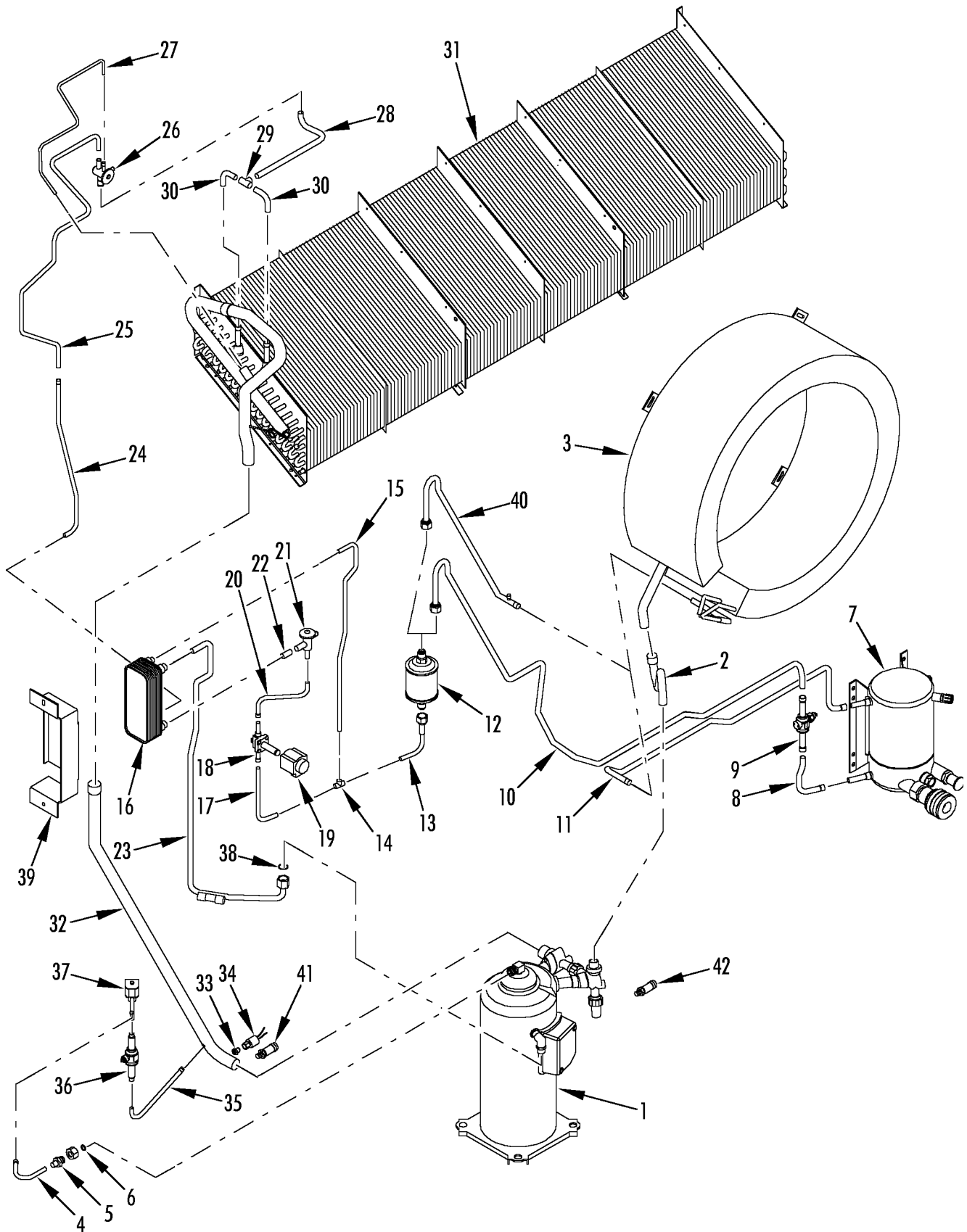
| REF | PART#   | DESCRIPTION  | QTY |
|-----|---------|--|-----|
| 43  | 55-2296 | TEE  | 1   |
| 44  | 61-2051 | TUBE - tee to distributor                                  | 1   |
| 45  | 67-1923 | COIL - evaporator (14.7/374 wide, see 180D9)               | 1   |
|     | 67-1921 | COIL - evaporator (13.0/330 wide, MAGNUM SL-40, see 183B4) | 1   |
|     | 67-1922 | COIL - evaporator (11.3/286 wide, MAGNUM SL-20, see 183B6) | 1   |
| 46  | 41-6150 | TRANSDUCER - suction (200 psi)                             | 1   |
| 47  | 41-6151 | TRANSDUCER - discharge (500 psi)                           | 1   |





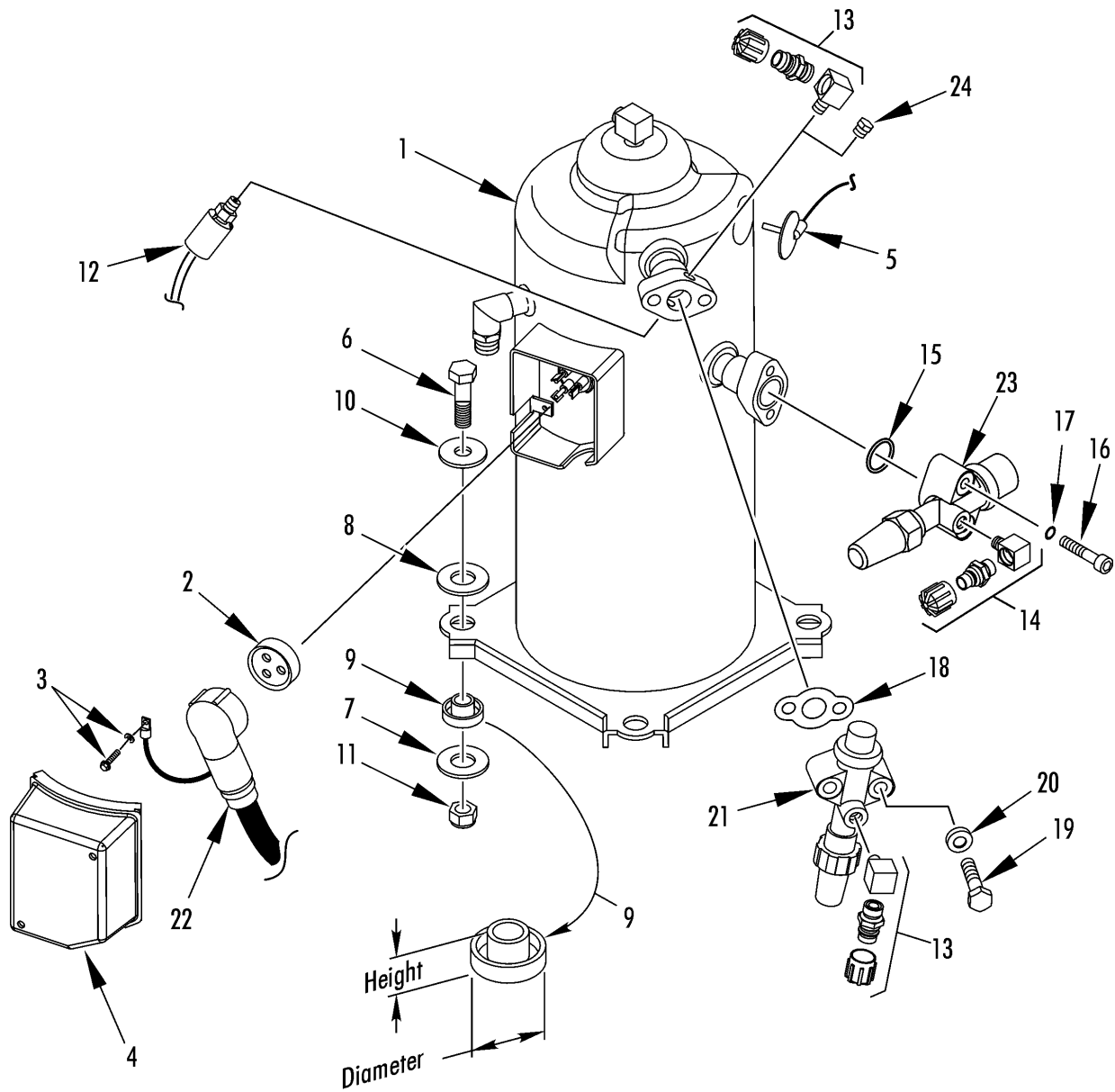


| REF | PART#   | DESCRIPTION                                  | QTY |
|-----|---------|--|-----|
| 1   | 102-795 | COMPRESSOR - scroll (see 180E1)              | 1   |
| 2   | 61-2477 | TUBE - valve to coil                         | 1   |
| 3   | 60-285  | COIL - condenser                             | 1   |
| 4   | 61-2467 | TUBE - valve to compressor                   | 1   |
| 5   | 61-2162 | ADAPTER - compressor                         | 1   |
| 6   | 33-3912 | SEAL - teflon fiber                          | 1   |
|     | 66-7543 | TUBE (0.500 od x 1.880 lg cu)                | 1   |
|     | 66-9447 | TUBE (0.500 od x 2.250 lg cu)                | 1   |
| 7   | 67-1575 | TANK - water cooled condenser (see 154E13)   | 1   |
| 8   | 61-3504 | TUBE - condenser to tee                      | 1   |
| 9   | 61-3525 | VALVE - ball                                 | 1   |
| 10  | 61-3542 | TUBE - valve to dehydrator                   | 1   |
| 11  | 61-1305 | TUBE - condenser to condenser                | 1   |
| 12  | 61-786  | DEHYDRATOR (o-ring seal)                     | 1   |
|     | 55-4390 | CLAMP - dehydrator                           | 1   |
|     | 51-1440 | SCREW - clamp                                | 1   |
|     | 51-1441 | FLATWASHER                                   | 2   |
|     | 51-1425 | NUT  | 1   |
| 13  | 61-3503 | TUBE - filter                                | 1   |
| 14  | 55-3251 | TEE  | 1   |
| 15  | 61-2471 | TUBE - tee to exchanger                      | 1   |
| 16  | 67-1889 | HEAT EXCHANGER - economizer                  | 1   |
| 17  | 61-2472 | TUBE - tee to valve                          | 1   |
| 18  | 61-2470 | VALVE - solenoid (vapor injection)           | 1   |
| 19  | 41-5460 | COIL - valve                                 | 1   |
| 20  | 61-2469 | TUBE - valve to expansion                    | 1   |
| 21  | 66-9906 | VALVE - expansion (economizer)               | 1   |
| 22  | 61-1847 | TUBE - expansion valve to exchanger          | 1   |
| 23  | 61-2474 | TUBE - liquid injection                      | 1   |
|     | 55-8951 | SHOULDER                                     | 1   |
|     | 55-8950 | NUT - o-ring seal                            | 1   |
| 24  | 61-2468 | TUBE - heat exchanger to evaporator          | 1   |
| 25  | 61-2050 | TUBE - exchanger to coil (#2)                | 1   |
| 26  | 61-443  | VALVE - expansion                            | 1   |
|     | 92-2228 | SPACER - clamp                               | 1   |
|     | 55-6388 | CLAMP - valve                                | 1   |
|     | 51-1439 | SCREW - clamp                                | 1   |
| 27  | 61-2048 | TUBE - equalizer                             | 1   |
| 28  | 61-2049 | TUBE - expansion valve to tee                | 1   |
| 29  | 55-2296 | TEE  | 1   |
| 30  | 61-2051 | TUBE - tee to distributor                    | 1   |
| 31  | 67-1923 | COIL - evaporator (14.7/374 wide, see 180D9) | 1   |



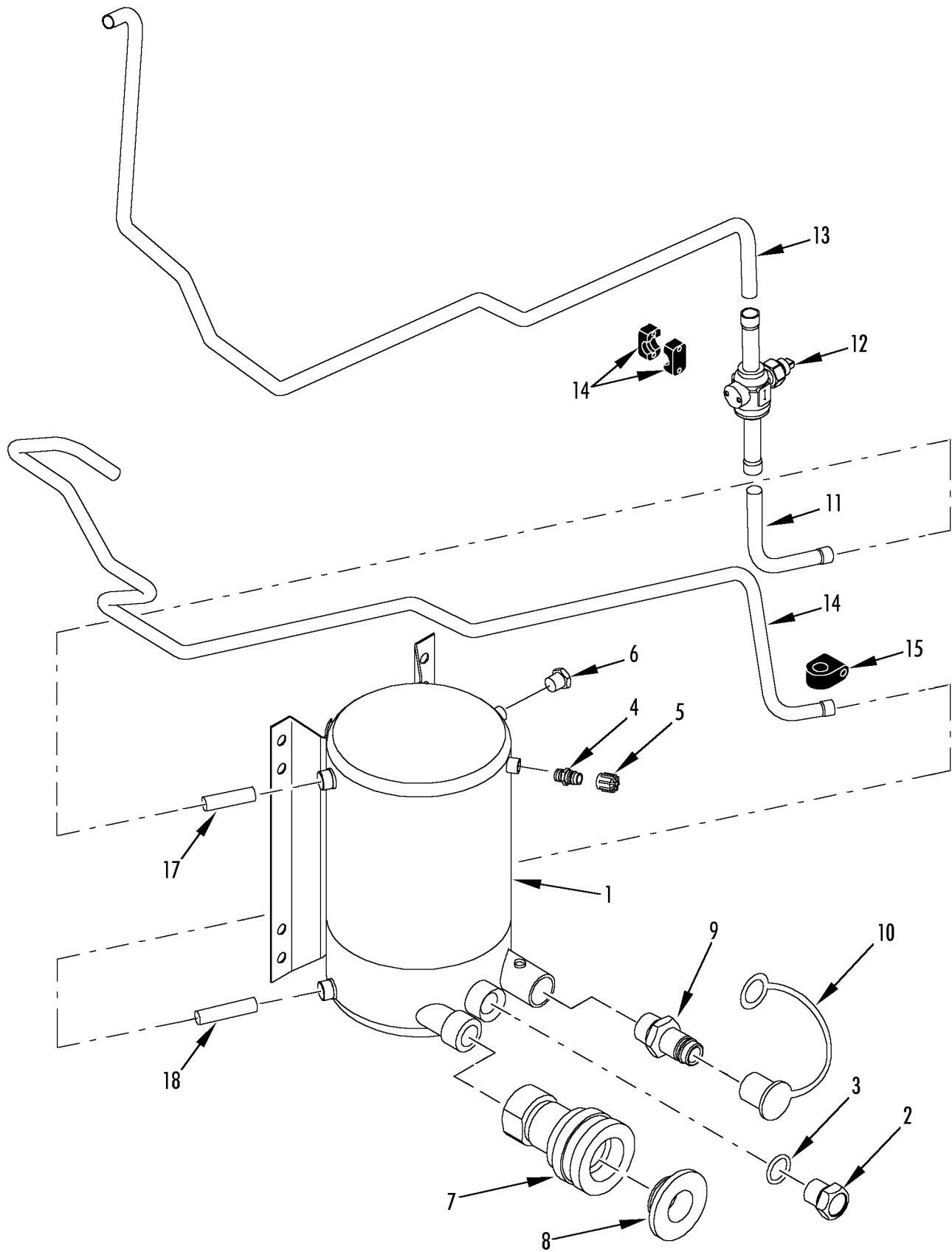


| REF | PART#   | DESCRIPTION  | QTY |
|-----|---------|--|-----|
|     | 67-1921 | COIL - evaporator (13.0/330 wide, MAGNUM SL-40, see 183B4) | 1   |
|     | 67-1922 | COIL - evaporator (11.3/286 wide, MAGNUM SL-20, see 183B6) | 1   |
| 32  | 61-2464 | TUBE - suction (before 4/05)                               | 1   |
|     | 61-3502 | TUBE - suction (4/05 & after)                              | 1   |
| 33  | 66-8054 | ADAPTER  | 1   |
| 34  | 41-4473 | SWITCH - lpco  | 1   |
| 35  | 61-2466 | TUBE - suction to ball valve                               | 1   |
| 36  | 61-2465 | VALVE - ball   | 1   |
| 37  | 61-2057 | VALVE (PWM)  | 1   |
| 38  | 33-566  | O-RING   | 1   |
| 39  | 92-3391 | BRACKET - heat exchanger                                   | 1   |
|     | 51-1442 | SCREW - bracket  | 2   |
|     | 55-9054 | WASHER - insulating  | 2   |
|     | 51-1464 | FLATWASHER   | 2   |
| 40  | 61-3508 | TUBE - coil to dehydrator (units w/o WCC)                  | 1   |
| 41  | 41-6150 | TRANSDUCER - suction (200 psi)                             | 1   |
| 42  | 41-6151 | TRANSDUCER - discharge (500 psi)                           | 1   |



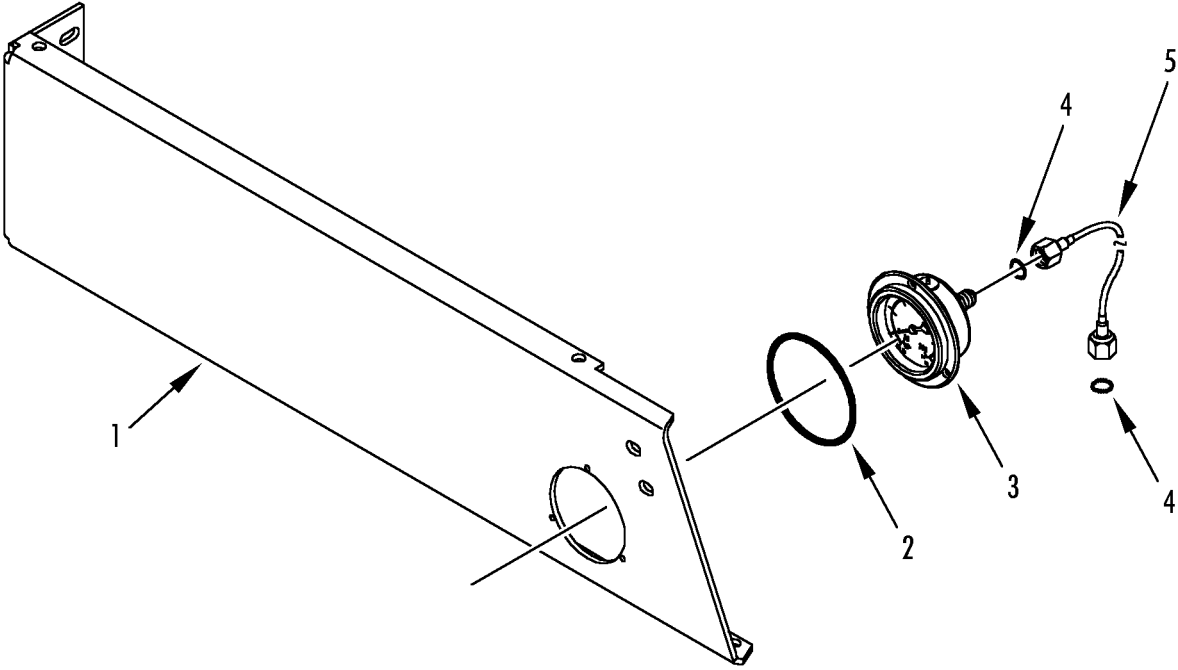


| REF | PART#   | DESCRIPTION                                    | QTY |
|-----|---------|--|-----|
| 1   | 102-795 | COMPRESSOR - scroll                            | 1   |
|     | 203-516 | OIL - compressor                               | A/R |
|     | 40-779  | KIT - gasket & grease                          | 1   |
| 2   | 33-2951 | • GASKET - power connector                     | 1   |
|     | 33-2979 | • SEALER - silicone grease pack                | 1   |
| 3   | 55-8994 | • SCREW - ground                               | 1   |
|     | 55-8995 | • WASHER - ground                              | 1   |
| 4   | 91-9021 | • COVER - terminal box                         | 1   |
| 5   | 40-776  | • KIT - thermistor                             | 1   |
| 6   | 51-1433 | SCREW - compressor                             | 4   |
| 7   | 51-1435 | FLATWASHER (12 mm)                             | 4   |
| 8   | 55-9012 | WASHER - vibration damper                      | 4   |
| 9   | 55-9013 | SPACER (before 1/03, height - 16.3, dia 31.7)  | 4   |
|     | 51-1432 | SPACER (1/03 - 3/10, height - 17.4, dia 34.3)  | 4   |
|     | 51-2033 | SPACER (3/10 & after, height - 17.9, dia 34.3) | 4   |
| 10  | 51-1436 | FLATWASHER (13 mm)                             | 4   |
| 11  | 51-1434 | NUT  | 4   |
| 12  | 41-4004 | SWITCH - hpco                                  | 1   |
|     | 203-393 | SEALER - thread (red)                          | A/R |
| 13  | 66-7812 | ADAPTER - high side                            | 1   |
|     | 66-6610 | FITTING - highside                             | 1   |
|     | 66-7182 | • CAP - fitting                                | 1   |
|     | 203-393 | SEALER - thread (red)                          | A/R |
| 14  | 66-8054 | ELBOW - low side                               | 1   |
|     | 66-6607 | FITTING - low side                             | 1   |
|     | 66-7183 | • CAP - fitting                                | 1   |
| 15  | 33-727  | O-RING - suction                               | 1   |
| 16  | 51-1438 | SCREW - flange                                 | 2   |
| 17  | 51-1429 | LOCKWASHER                                     | 2   |
| 18  | 33-2805 | GASKET - flange                                | 1   |
| 19  | 51-1437 | SCREW - discharge valve                        | 2   |
| 20  | 51-358  | WASHER - sealing                               | 2   |
| 21  | 61-2119 | VALVE - discharge                              | 1   |
| 22  | 40-782  | KIT - power cord                               | 1   |
| 23  | 61-2118 | VALVE - suction                                | 1   |
|     | 66-9842 | VALVE  | 1   |
| 24  | 55-3364 | PLUG   | 1   |





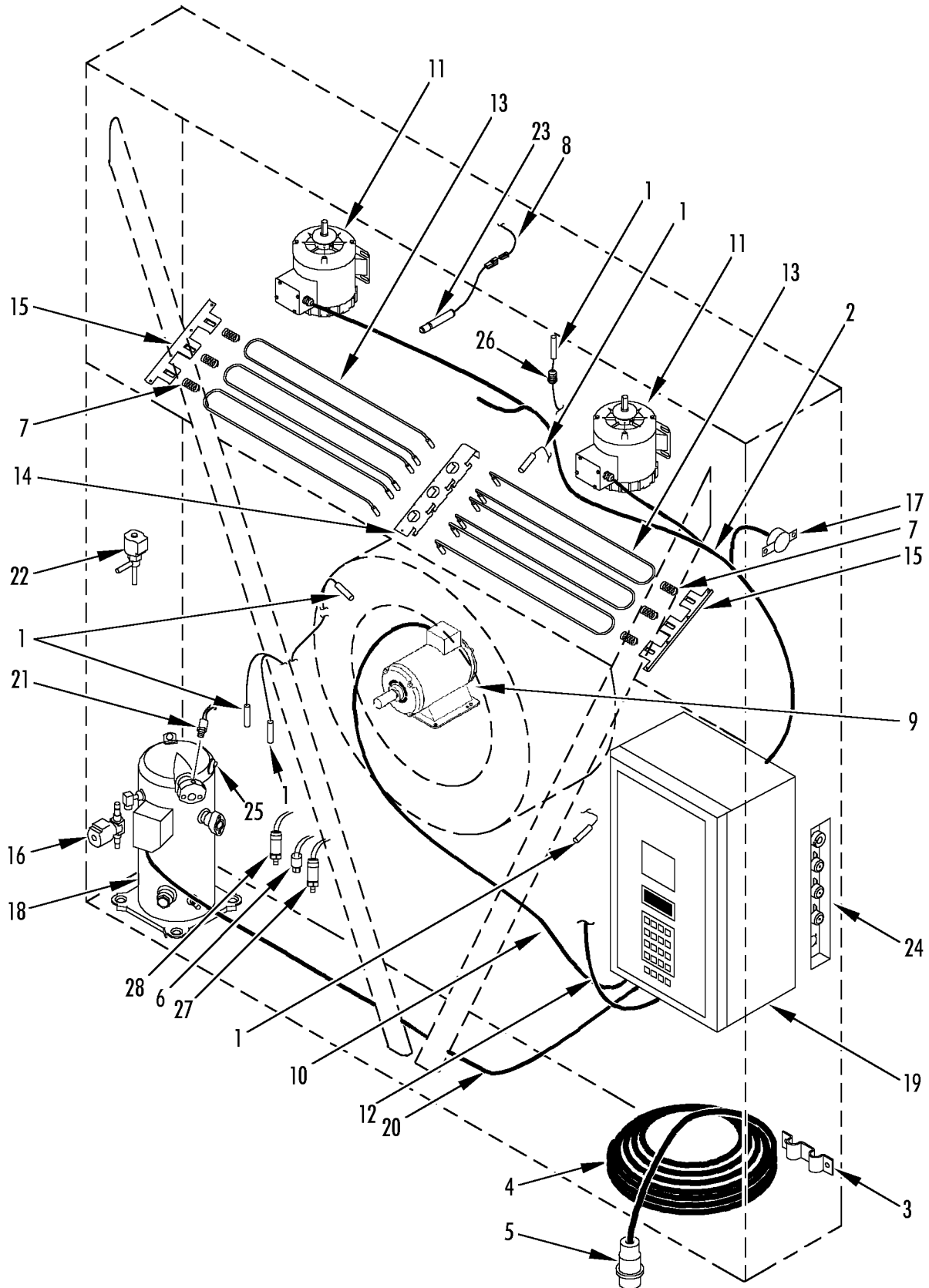
| REF | PART#   | DESCRIPTION                   | QTY |
|-----|---------|-------------------------------|-----|
| 1   | 67-1575 | TANK - water cooled condenser | 1   |
| 2   | 66-8811 | INDICATOR                     | 1   |
| 3   | 33-3007 | O-RING                        | 1   |
| 4   | 66-6610 | FITTING - high side           | 1   |
| 5   | 66-7182 | • CAP - fitting               | 1   |
| 6   | 506-364 | PLUG - fusible                | 1   |
|     | 203-393 | SEALER - locking              | A/R |
|     | 51-1467 | SCREW - tank                  | 4   |
|     | 51-1429 | LOCKWASHER                    | 4   |
|     | 51-1430 | FLATWASHER                    | 4   |
| 7   | 66-4788 | COUPLING - outlet             | 1   |
|     | 203-385 | SEALER - removable            | A/R |
| 8   | 91-6627 | CAP - dust cover              | 1   |
| 9   | 55-1827 | PLUG - outlet                 | 1   |
| 10  | 91-6628 | CAP - dust cover              | 1   |
| 11  | 61-3504 | TUBE - condenser to filter    | 1   |
| 12  | 61-3525 | VALVE - ball                  | 1   |
| 13  | 61-3542 | TUBE - valve to dehydrator    | 1   |
| 14  | 61-1305 | TUBE - condenser to condenser | 1   |
| 15  | 91-759  | CLAMP - tube                  | 2   |
|     | 51-1462 | SCREW - clamp                 | 1   |
| 16  | 55-6730 | CLAMP - tube                  | 6   |
|     | 55-7035 | SCREW - clamp                 | 2   |
|     | 55-8893 | FLATWASHER                    | 4   |
| 17  | 66-7543 | TUBE - stub (1.88 lg)         | 1   |
| 18  | 66-9447 | TUBE - stub (2.25 lg)         | 1   |





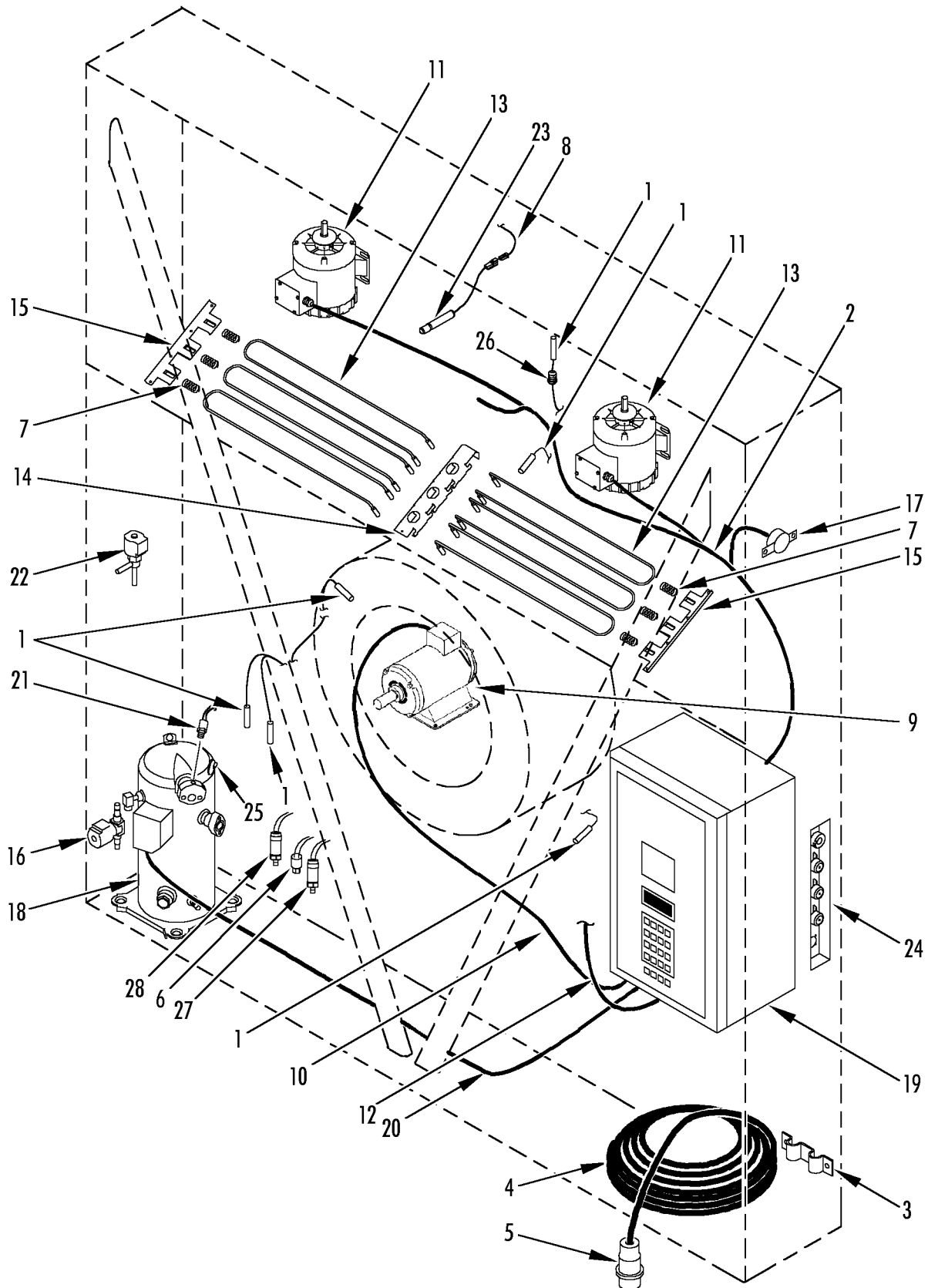


| REF | PART#   | DESCRIPTION                 | QTY |
|-----|---------|-----------------------------|-----|
| 1   | 92-219  | PLATE - guard (w/ gauge)    | 1   |
| 2   | 33-3212 | GASKET - gauge              | 1   |
| 3   | 66-9194 | GAUGE - suction pressure    | 1   |
|     | 55-8382 | SCREW - gauge               | 3   |
|     | 55-7830 | FLATWASHER                  | 3   |
|     | 55-9086 | WASHER - insulating         | 3   |
|     | 55-7864 | NUT                         | 3   |
| 4   | 33-768  | GASKET - round              | 2   |
| 5   | 61-154  | TUBE - gauge (w/ activator) | 1   |



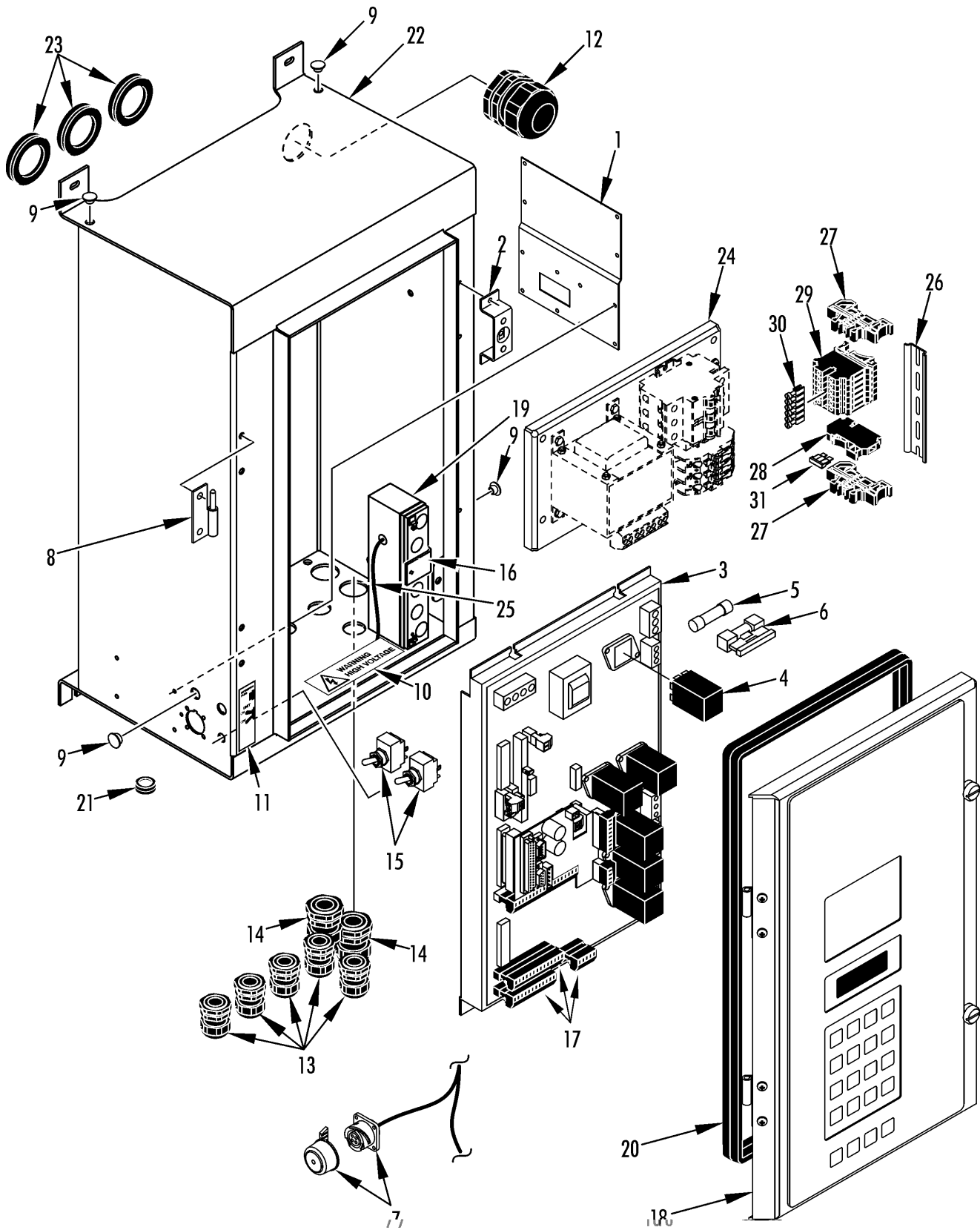


| REF | PART#   | DESCRIPTION   | QTY |
|-----|---------|---|-----|
| 1   | 40-791  | KIT - sensor (universal)  | A/R |
| 2   | 41-3685 | HARNESS - evaporator (two fan, see 180D9)                       | 1   |
|     | 41-4002 | HARNESS - evaporator (three fan, see 183B6)                     | 1   |
| 3   | 92-2777 | BRACKET - power cable (11/4 cable)                              | 1   |
|     | 92-5660 | BRACKET - power cable (10/4 cable)                              | 1   |
|     | 51-1445 | SCREW - bracket   | 2   |
|     | 51-1446 | LOCKWASHER  | 2   |
|     | 51-1441 | FLATWASHER  | 2   |
|     | 55-9054 | WASHER - insulator  | 2   |
| 4   | 45-1992 | CABLE - power (19.2 meters, 63 ft, 11/4 ga)                     | 1   |
|     | 45-237  | CABLE - power (24 meters, 78 ft, 10/4 ga)                       | 1   |
| 5   | 41-1976 | • PLUG - power (Minnekes)                                       | 1   |
|     | 44-4051 | • PLUG - power (10/4)   | 1   |
|     | 44-9891 | • TERMINAL - pin  | 7   |
| 6   | 41-4473 | SWITCH - lpco   | 1   |
| 7   | 91-8140 | SPRING - heater   | 6   |
| 8   | 41-2838 | HARNESS - sensor (humidity, MPC)                                | 1   |
| 9   | 104-759 | MOTOR - condenser fan (see 180D8)                               | 1   |
|     | 77-1498 | • BEARING - shaft end   | 1   |
|     | 77-1401 | • BEARING - opposite end  | 1   |
| 10  | 41-2953 | HARNESS - condenser fan (see 180D8)                             | 1   |
| 11  | 104-691 | MOTOR - evaporator fan (two fan see 180D9, three fan see 183B6) | A/R |
|     | 77-1498 | • BEARING - shaft end   | 1   |
|     | 77-1401 | • BEARING - opposite end  | 1   |
| 12  | 41-3593 | HARNESS - control box   | 1   |
| 13  | 45-1927 | HEATER (680W, 2 meter leads)                                    | 6   |
| 14  | 91-8142 | BRACKET - heater (15.4/404 long, MAGNUM)                        | 1   |
|     | 91-8634 | BRACKET - heater (13.6/347 long, MAGNUM SL-40)                  | 1   |
|     | 92-234  | BRACKET - heater (12.3/313 long, MAGNUM SL-40)                  | 1   |
| 15  | 91-8467 | BRACKET - heater (13.8/350 long, MAGNUM)                        | 2   |
|     | 91-8629 | BRACKET - heater (12.0 long, MAGNUM SL-40)                      | 2   |
|     | 92-235  | BRACKET - heater (11.4/290 long, MAGNUM SL-20)                  | 2   |
|     | 51-1447 | SCREW - bracket   | 11  |
| 16  | 41-5103 | VALVE - solenoid  | 1   |
|     | 41-3301 | COIL - valve  | 1   |
| 17  | 41-3401 | THERMOSTAT - defrost termination                                | 1   |
|     | 51-336  | SCREW - thermostat  | 2   |
| 18  | 102-795 | COMPRESSOR - scroll (see 180E1)                                 | 1   |
| 19  | NSS     | BOX - control (see 158A3)                                       | 1   |
| 20  | 40-782  | CABLE - compressor  | 1   |
| 21  | 41-4004 | SWITCH - hpco   | 1   |



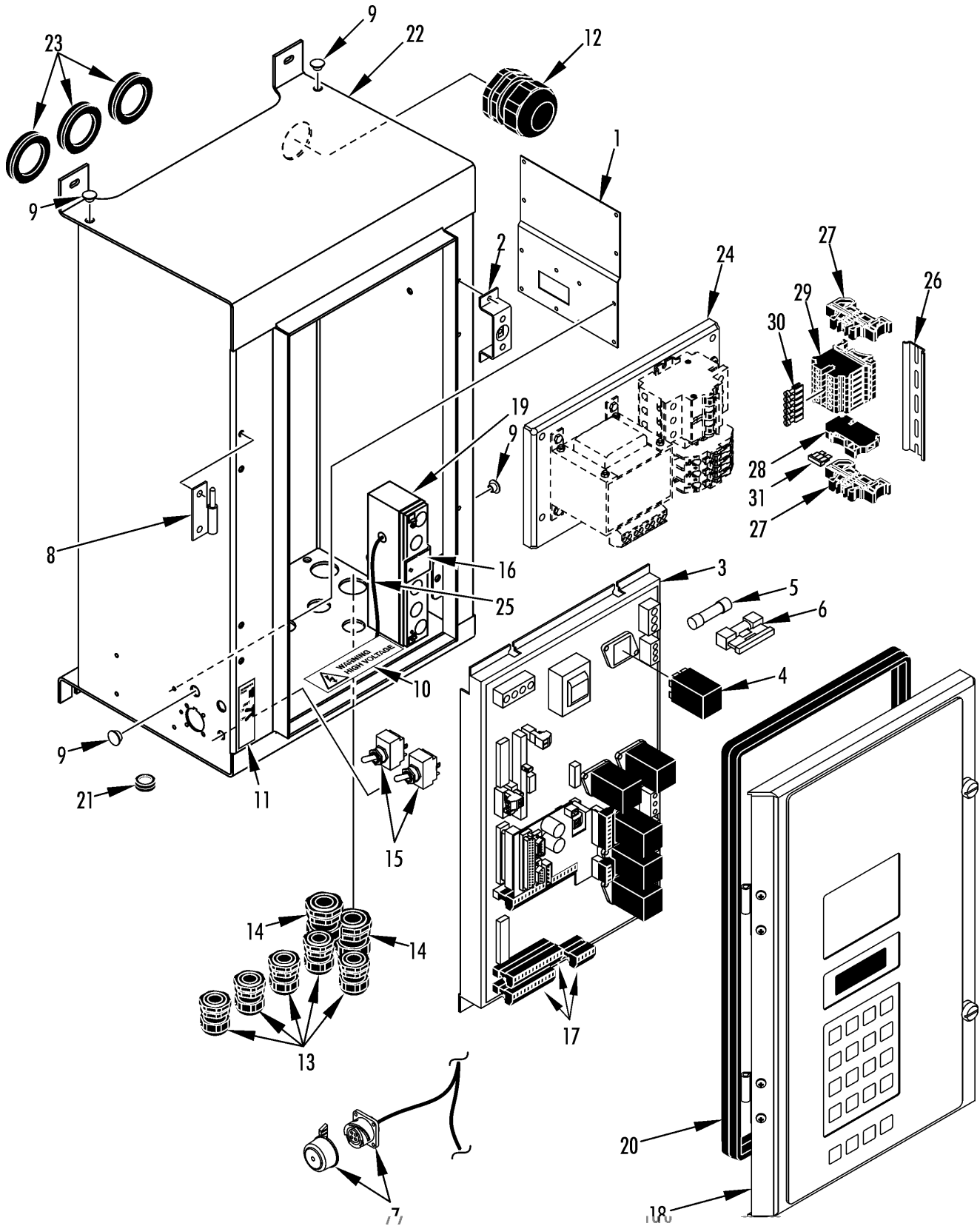


| REF | PART#   | DESCRIPTION                                     | QTY |
|-----|---------|---|-----|
| 22  | 61-2057 | VALVE - digital                                 | 1   |
| 23  | 41-9220 | SENSOR - humidity                               | 1   |
| 24  | NSS     | PANEL - USDA receptacle (see 173B1)             | 1   |
|     | NSS     | PANEL - USDA receptacle (see 183B3, SL-40 & 20) | 1   |
| 25  | 40-776  | KIT - thermistor                                | 1   |
| 26  | 51-270  | CONNECTOR - liquid tite                         | 1   |
| 27  | 41-6150 | TRANSDUCER - suction (200 psi)                  | 1   |
| 28  | 41-6151 | TRANSDUCER - discharge (200 psi)                | 1   |





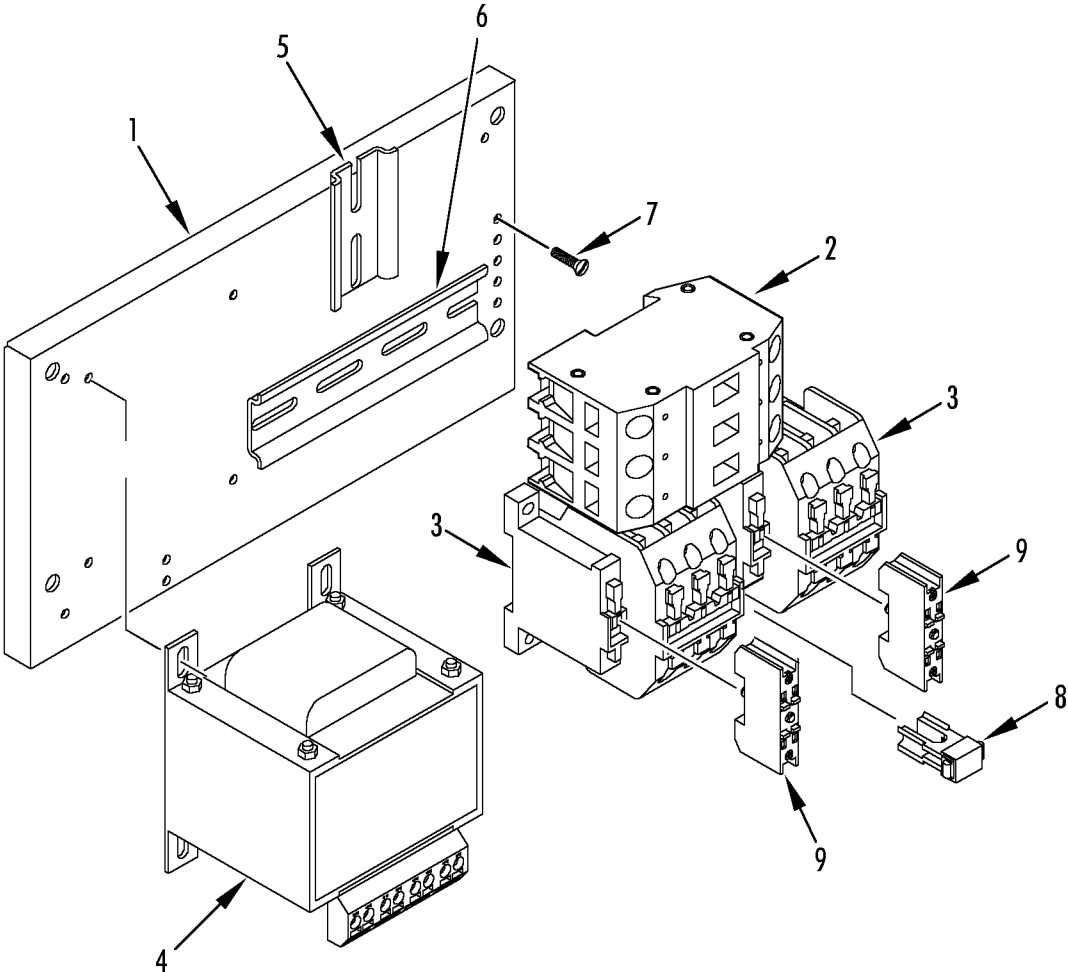
| REF | PART#    | DESCRIPTION   | QTY |
|-----|----------|---|-----|
| 1   | 92-236   | BRACKET - diagram   | 1   |
|     | 55-3272  | RIVET - bracket   | 4   |
| 2   | 92-237   | BRACKET (w/ receptacle)                                   | 2   |
|     | 55-2074  | NUT - speed   | 4   |
|     | 55-9166  | SCREW - bracket   | 4   |
|     | 55-9444  | WASHER - insulating (nylon)                               | 4   |
| 3   | 45-2010  | BOARD - relay (MP3000 A)                                  | 1   |
|     | 845-2010 | BOARD - relay (reman, MP3000 A)                           | 1   |
| 4   | 41-7587  | • RELAY - power (K24-58162-02)                            | 6   |
|     | 92-860   | • CLIP - relay  | 6   |
| 5   | 504-970  | • FUSE (20A)  | 3   |
| 6   | 41-3430  | • HOLDER - fuse   | 3   |
|     | 51-336   | SCREW - relay board                                       | 6   |
| 7   | 41-3402  | CABLE - retriever plug (Deutsch, see download panel grid) | 1   |
|     | 41-2583  | CABLE - retriever plug (Cannon, see download panel grid)  | 1   |
|     | 55-3272  | RIVET - plug  | 4   |
|     | 41-2406  | CAP - plug  | 1   |
|     | 99-3685  | CHAIN - cap   | 1   |
| 8   | 92-238   | HINGE - cover   | 2   |
|     | 55-7172  | SCREW - hinge   | 4   |
|     | 51-618   | INSULATOR   | 2   |
|     | 51-1423  | FLATWASHER  | 4   |
|     | 51-1424  | LOCKWASHER  | 2   |
|     | 55-7042  | NUT   | 4   |
| 9   | 55-9346  | PLUG - seal   | 2   |
| 10  | 91-9833  | NAMEPLATE - Caution                                       | 1   |
| 11  | 91-9272  | NAMEPLATE - On/Off  | 1   |
| 12  | 41-3686  | CONNECTOR - liquid tite                                   | 1   |
| 13  | 55-5900  | FITTING - harness   | 5   |
| 14  | 55-5257  | FITTING - harness   | 2   |
| 15  | 41-3595  | SWITCH - On/Off (unit & cond fan)                         | 2   |
|     | 92-239   | BOOT - switch   | 1   |
| 16  | 92-5520  | BRACKET - battery   | 1   |
|     | 55-2988  | RIVET - bracket   | 1   |
| 17  | 41-2832  | CONNECTOR - plug (2 pin, short circuit)                   | 1   |
|     | 41-3596  | BLOCK - terminal (4 pole)                                 | 1   |
|     | 41-3597  | BLOCK - terminal (5 pole)                                 | 1   |
|     | 41-3598  | BLOCK - terminal (8 pole)                                 | 1   |
|     | 41-3851  | BLOCK - terminal (12 pole)                                | 1   |
|     | 41-3599  | BLOCK - terminal (14 pole)                                | 1   |
|     | 41-3608  | BLOCK - terminal (18 pole)                                | 1   |
| 18  | NSS      | DOOR - controller (see 183B5 & 188E8)                     | 1   |





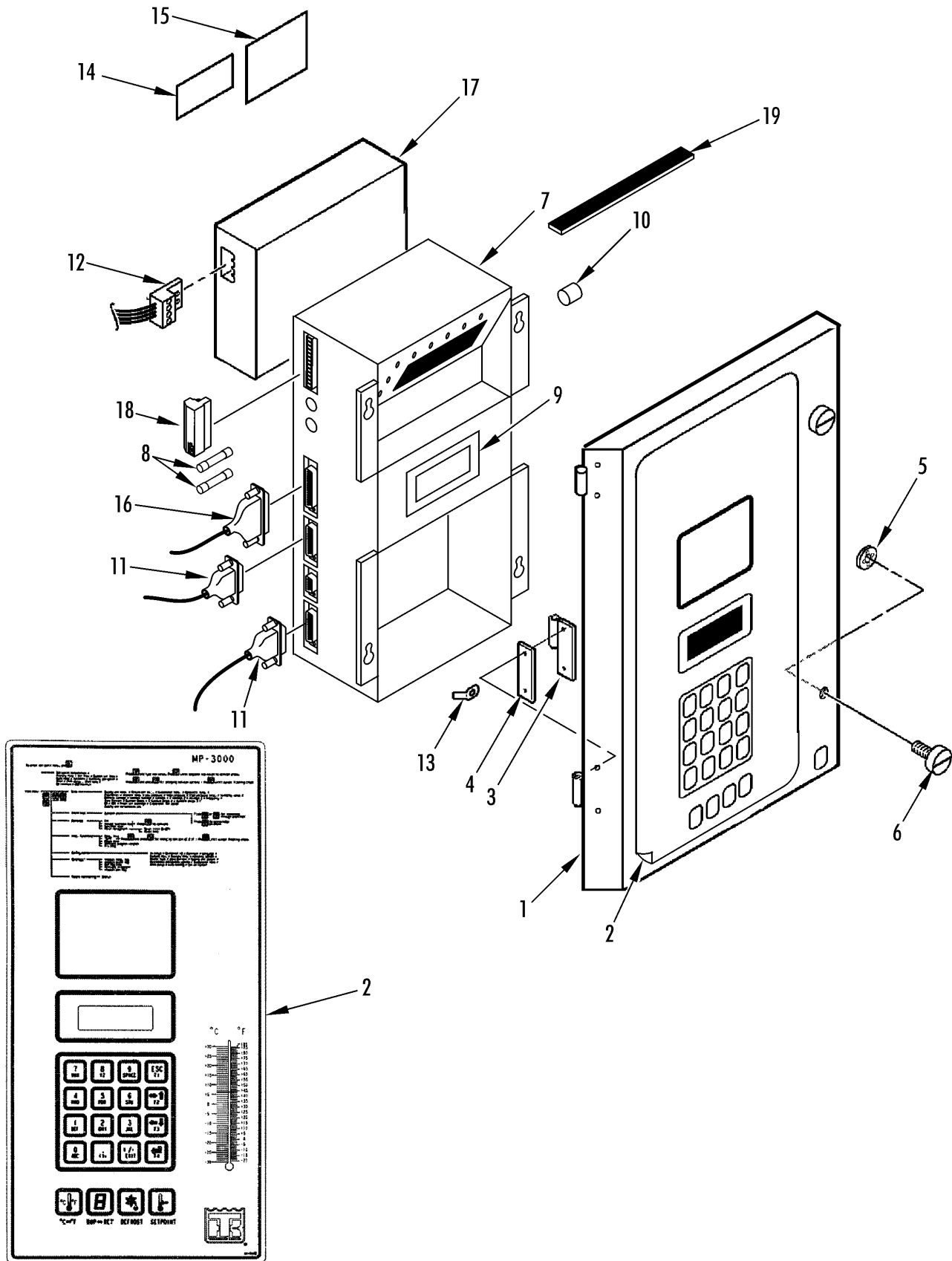


| REF | PART#    | DESCRIPTION                     | QTY |
|-----|----------|---------------------------------|-----|
| 19  | 203-509  | BATTERY (12V, 1.9 AH)           | 1   |
|     | 55-9759  | SCREW - battery                 | 1   |
|     | 55-6995  | FLATWASHER                      | 2   |
|     | 55-7042  | NUT                             | 1   |
| 20  | 33-3837  | GASKET - cover                  | 1   |
| 21  | 33-3838  | GROMMET                         | 1   |
| 22  | 98-5454  | BOX - control                   | 1   |
|     | 55-6994  | SCREW - control box             | 4   |
|     | 55-8893  | FLATWASHER                      | 4   |
|     | 55-9054  | WASHER - insulator              | 4   |
| 23  | 33-3215  | GROMMET                         | 3   |
| 24  | NSS      | TRAY - high voltage (see 158A1) | 1   |
| 25  | 41-3335  | CABLE - battery                 | 1   |
|     | 41-4527  | • CONNECTOR (7 pin)             | 1   |
|     | 44-6381  | • CONNECTOR (2 pin)             | 2   |
| 26  | 309-3066 | RAIL - terminal block           | 1   |
|     | 55-7169  | SCREW - rail                    | 2   |
|     | 55-7033  | FLATWASHER                      | 2   |
|     | 51-619   | WASHER - insulator              | 2   |
|     | 55-7034  | NUT                             | 2   |
| 27  | 41-3687  | TERMINAL - stop clip            | 2   |
| 28  | 41-5105  | PLATE - end terminal            | 1   |
| 29  | 41-3688  | BLOCK - terminal                | 6   |
| 30  | 41-3703  | CONNECTOR - cross               | 1   |
| 31  | 44-9359  | FUSE (7.5 amp)                  | 1   |



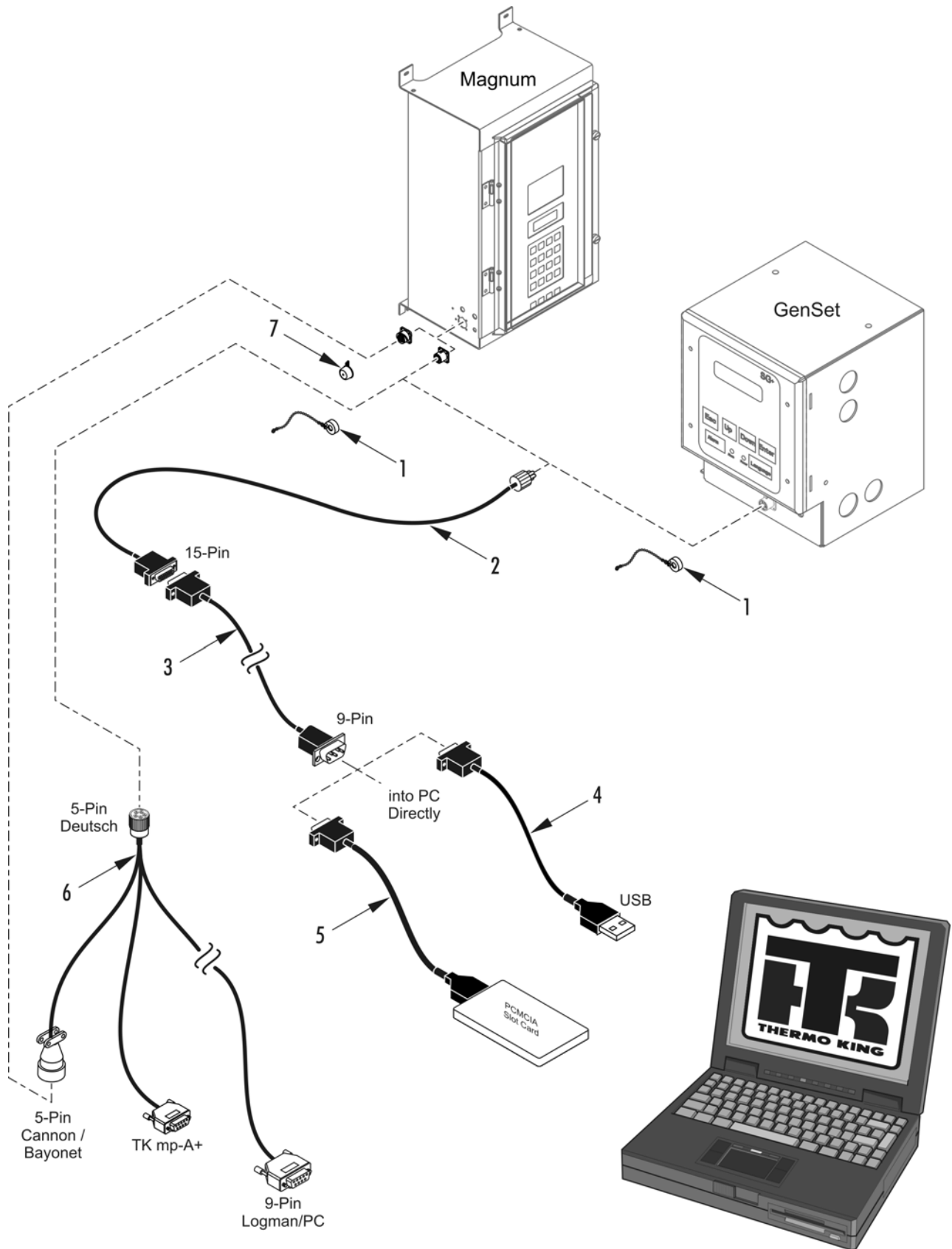


| REF | PART#   | DESCRIPTION  | QTY |
|-----|---------|--|-----|
| 1   | 92-3445 | PLATE - bottom   | 1   |
|     | 51-1421 | SCREW - plate to box                                   | 4   |
|     | 51-619  | WASHER - insulator                                     | 4   |
|     | 51-1464 | FLATWASHER   | 4   |
|     | 51-1423 | LOCKWASHER   | 4   |
|     | 51-1425 | NUT  | 4   |
| 2   | 41-5104 | BREAKER - circuit (25 amp)                             | 1   |
| 3   | 41-3605 | CONTACTOR (CI 25)                                      | 2   |
| 4   | 41-3317 | TRANSFORMER  | 1   |
|     | 55-9396 | SCREW - transformer                                    | 4   |
| 5   | 91-9914 | RAIL - din (60 mm)                                     | 1   |
| 6   | 91-9915 | RAIL - din (125 mm)                                    | 1   |
| 7   | 55-9166 | SCREW (pan hd)   | 11  |
|     | 55-7370 | LOCKWASHER   | 6   |
| 8   | 41-3604 | INTERLOCK  | 1   |
| 9   | 41-5309 | CONTACTOR - auxiliary (4 pin remote option, see 158A5) | 2   |



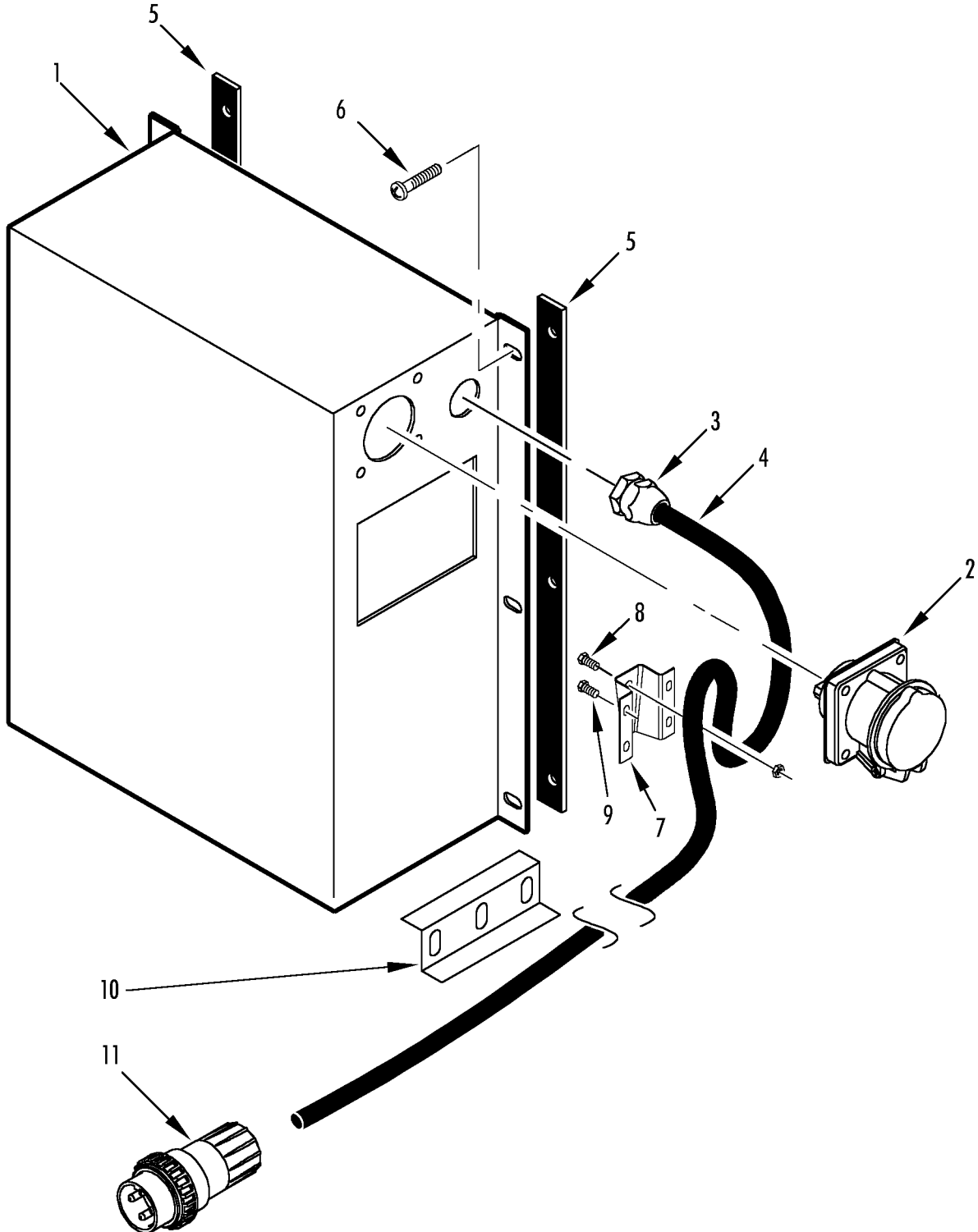


| REF | PART#    | DESCRIPTION   | QTY |
|-----|----------|---|-----|
| 1   | 98-6784  | DOOR - control box (complete, includes 1 thru 6, 8, 9, 10 & 13) | 1   |
|     | 91-9380  | • DOOR - control box  | 1   |
| 2   | 41-4142  | • KEYPAD (MP3000)   | 1   |
| 3   | 91-9381  | • HINGE - door  | 2   |
|     | 51-1418  | • SCREW - hinge   | 4   |
|     | 55-9444  | • WASHER (nylon)  | 4   |
|     | 51-1420  | • WASHER  | 8   |
|     | 51-1419  | • NUT   | 4   |
| 4   | 55-9392  | • INSULATOR - hinge   | 2   |
| 5   | 55-8919  | • RETAINER - screw  | 2   |
| 6   | 55-9393  | • SCREW - door (knurled)  | 2   |
|     | 51-1470  | SCREW - door (Phillips)   | 2   |
| 7   | 45-2009  | CONTROLLER (MP3000-A)   | 1   |
|     | 845-2009 | CONTROLLER (REMAN, MP3000-A)                                    | 1   |
| 8   | 44-6777  | • FUSE (2 amp)  | 2   |
| 9   | 41-4919  | • DISPLAY - controller  | 1   |
| 10  | 203-506  | • BATTERY - lithium   | 1   |
|     | 51-1419  | NUT - controller  | 4   |
|     | 55-8919  | LOCKWASHER  | 2   |
|     | 55-9444  | WASHER - insulating (nylon)                                     | 4   |
| 11  | 41-3602  | CABLE - connecting (25 pin, No. 1 & 3)                          | 2   |
| 12  | 41-3603  | CABLE - connecting (RMM, option 098158, 098159)                 | 1   |
| 13  | 55-9395  | ADAPTER - push-on   | 1   |
|     | 51-1419  | NUT   | 1   |
| 14  | 91-9382  | NAMEPLATE - Warning, Power Off                                  | 1   |
| 15  | 92-3446  | NAMEPLATE - Phase Select  | 1   |
| 16  | 41-2835  | CABLE - connecting (No. 2)                                      | 1   |
| 17  | 45-1898  | MODEM (RMM, option 098158, 098159)                              | 1   |
|     | 45-1898  | MODEM (MPC - 2000, 098983)                                      | 1   |
| 18  | 41-3335  | CONNECTOR (7 pin)   | 1   |
| 19  | 92-3554  | GASKET - controller   | 1   |





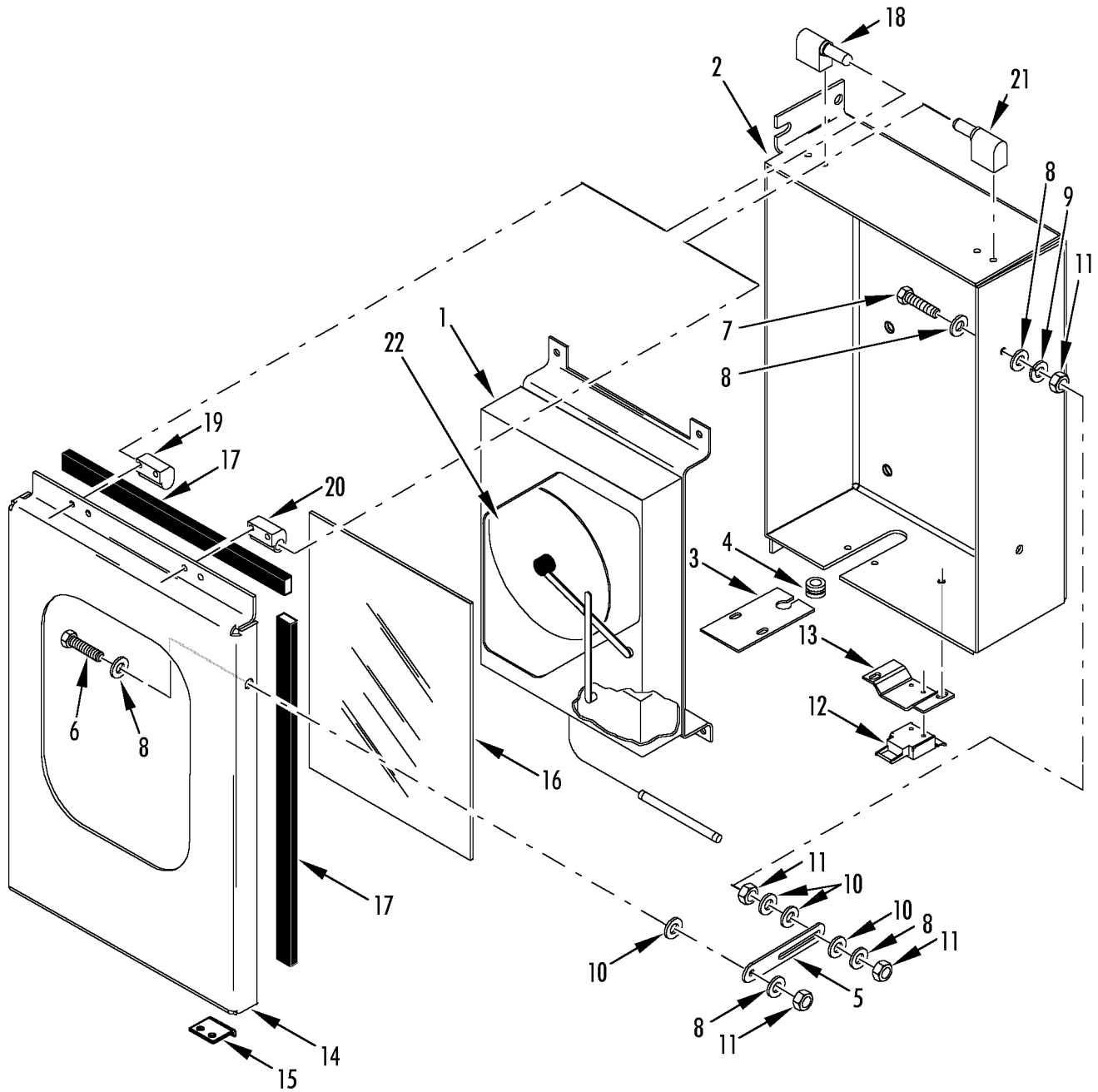
| REF | PART#    | DESCRIPTION   | QTY |
|-----|----------|---|-----|
| 1   | 41-2406  | CAP - dust (5-pin Deutsch)  | 1   |
|     | 99-3685  | CHAIN - cap   | 1   |
| 2   | 204-918  | CABLE - data (5-pin Deutsch to 15-pin D connectors)                   | 1   |
|     | 204-974  | CABLE - data (5-pin Cannon bayonet to 15-pin D connectors)            | 1   |
|     | 204-975  | CABLE - data (5-pin Cannon threaded to 15-pin D connectors)           | 1   |
| 3   | 44-9417  | CABLE - data (15-pin D unit connector, 9-pin D PC connector, 20 ft)   | 1   |
|     | 44-9418  | CABLE - data (15-pin D unit connector, 9-pin D PC connector, 50 ft)   | 1   |
| 4   | 204-1109 | ADAPTER - 9-pin D PC connector to USB                                 | 1   |
| 5   | N/A      | ADAPTER - 9-pin D PC connector to PC card (see service bulletin C061) | 1   |
| 6   | 41-8065  | CABLE - data download   | 1   |
| 7   | 41-3588  | CAP - dust (5-pin cannon)   | 1   |





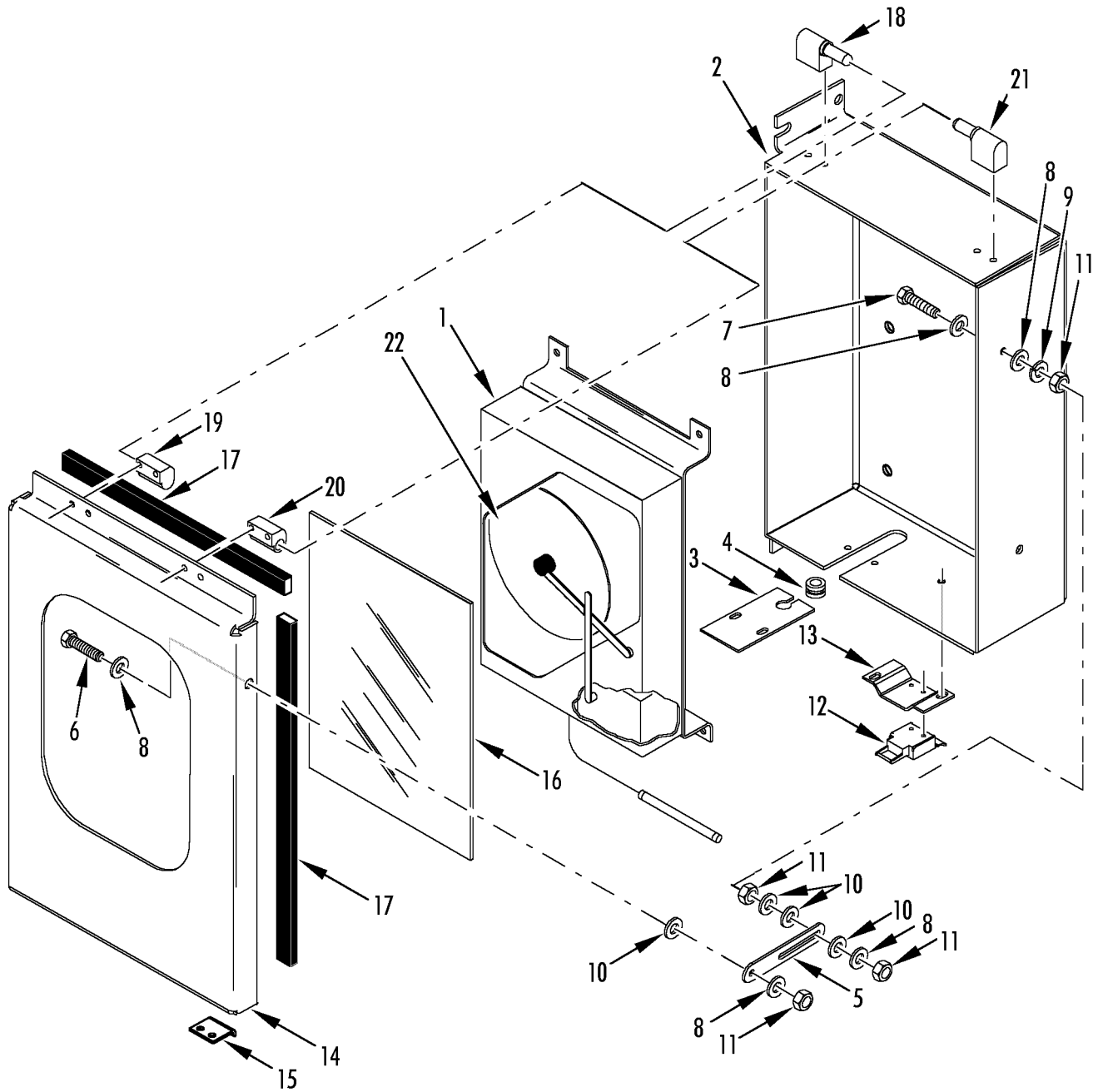


| REF | PART#   | DESCRIPTION                               | QTY |
|-----|---------|---|-----|
| 1   | 45-1859 | TRANSFORMER                               | 1   |
| 2   | 41-1977 | RECEPTACLE - power (32 amp, 440V)         | 1   |
|     | 55-2995 | • SCREW - receptacle                      | 4   |
|     | 55-2964 | • LOCKWASHER                              | 2   |
|     | 55-2001 | • FLATWASHER                              | 2   |
| 3   | 55-5919 | • CONNECTOR - grip                        | 1   |
|     | 55-2636 | • NUT - connector                         | 1   |
| 4   | 41-3083 | • CABLE - power (69 ft)                   | 1   |
| 5   | 91-9508 | INSULATOR                                 | 2   |
| 6   | 55-7341 | SCREW - transformer                       | 2   |
|     | 55-8891 | SCREW - transformer                       | 4   |
|     | 55-7085 | FLATWASHER                                | 6   |
|     | 55-7342 | LOCKWASHER                                | 6   |
| 7   | 91-6988 | BRACKET - cable restraint (current units) | 1   |
| 8   | 55-9164 | SCREW - cable                             | 1   |
|     | 55-7357 | FLATWASHER                                | 1   |
|     | 55-7344 | NUT                                       | 1   |
| 9   | 55-7172 | SCREW - bracket                           | 4   |
|     | 55-7075 | FLATWASHER                                | 4   |
|     | 55-7170 | LOCKWASHER                                | 4   |
| 10  | 91-3238 | BRACKET - cable (early units)             | 1   |
|     | 55-7172 | SCREW - bracket                           | 3   |
|     | 55-6995 | FLATWASHER                                | 6   |
|     | 55-7042 | NUT                                       | 3   |
| 11  | 44-3828 | PLUG - power (50 amp)                     | 1   |
|     | 44-5133 | PLUG - power (60 amp, orange)             | 1   |
|     | 41-3429 | PLUG - power (50 amp, blue)               | 1   |
|     | 33-2482 | BUSHING - plug                            | 1   |





| REF | PART#   | DESCRIPTION   | QTY |
|-----|---------|---|-----|
| 1   | 45-1830 | THERMOMETER - recording (31 day, Partlow, 098025, see 147B2)              | 1   |
|     | 45-1831 | THERMOMETER - recording (31 day, Saginomiya, battery, 098026, see 147B9)  | 1   |
|     | 45-1832 | THERMOMETER - recording (31 day, Saginomiya, AC power, 098030, see 147B9) | 1   |
|     | 55-7172 | SCREW - recorder  | 4   |
|     | 55-6996 | LOCKWASHER  | 4   |
|     | 55-6995 | FLATWASHER  | 4   |
| 2   | 91-8705 | BOX - recorder  | 1   |
|     | 55-7341 | SCREW - box   | 4   |
|     | 55-6988 | FLATWASHER  | 4   |
|     | 55-8953 | WASHER (nylon)  | 4   |
| 3   | 91-4218 | PLATE - box (bottom)  | 1   |
|     | 55-7340 | SCREW - plate   | 2   |
|     | 55-7033 | FLATWASHER  | 4   |
|     | 55-7404 | LOCKWASHER  | 2   |
|     | 55-7354 | NUT   | 2   |
| 4   | 33-451  | GROMMET   | 1   |
| 5   | 99-7230 | GUIDE - latch   | 1   |
| 6   | 55-7169 | SCREW - guide (12 mm)   | 1   |
| 7   | 55-8720 | SCREW - guide (25 mm)   | 1   |
| 8   | 55-7033 | FLATWASHER  | 4   |
| 9   | 55-7464 | LOCKWASHER  | 1   |
| 10  | 55-9444 | WASHER - insulating (nylon)   | 4   |
| 11  | 55-7034 | NUT   | 4   |
| 12  | 91-5005 | LATCH - cover   | 1   |
|     | 55-2988 | RIVET - latch   | 2   |
| 13  | 91-5006 | BRACKET - latch   | 1   |
|     | 55-7340 | SCREW - bracket   | 2   |
|     | 55-7033 | FLATWASHER  | 4   |
|     | 55-7404 | LOCKWASHER  | 2   |
|     | 55-7354 | NUT   | 2   |
| 14  | 98-7984 | COVER - recorder  | 1   |
| 15  | 91-5007 | PLATE - keeper  | 1   |
|     | 55-2988 | RIVET - plate   | 2   |
| 16  | 91-8707 | WINDOW  | 1   |
| 17  | 33-3008 | GASKET - cover  | 4   |
|     | 91-4219 | HINGE SET - left  | 1   |
| 18  | 91-8708 | • HINGE - right (w/ pin)  | 1   |
| 19  | 91-8725 | • HINGE - right (w/o pin)   | 1   |
| 20  | 91-8709 | • HINGE - left (w/ pin)   | 1   |



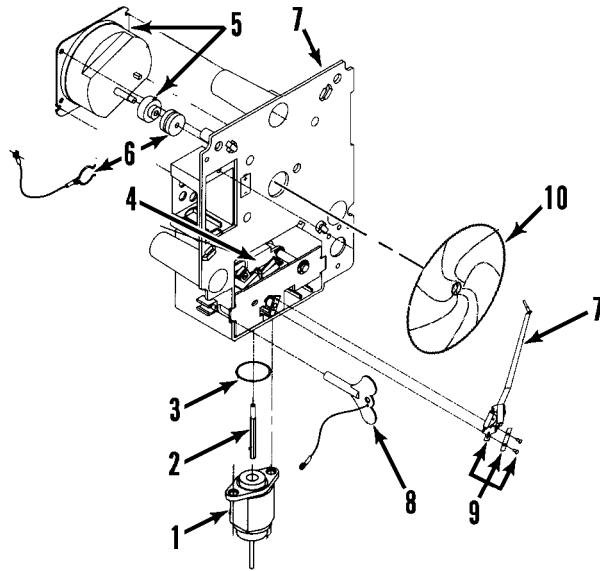
Revised  
12/11/08

**RECORDING THERMOMETER (OPTION 098026 &  
098030)**



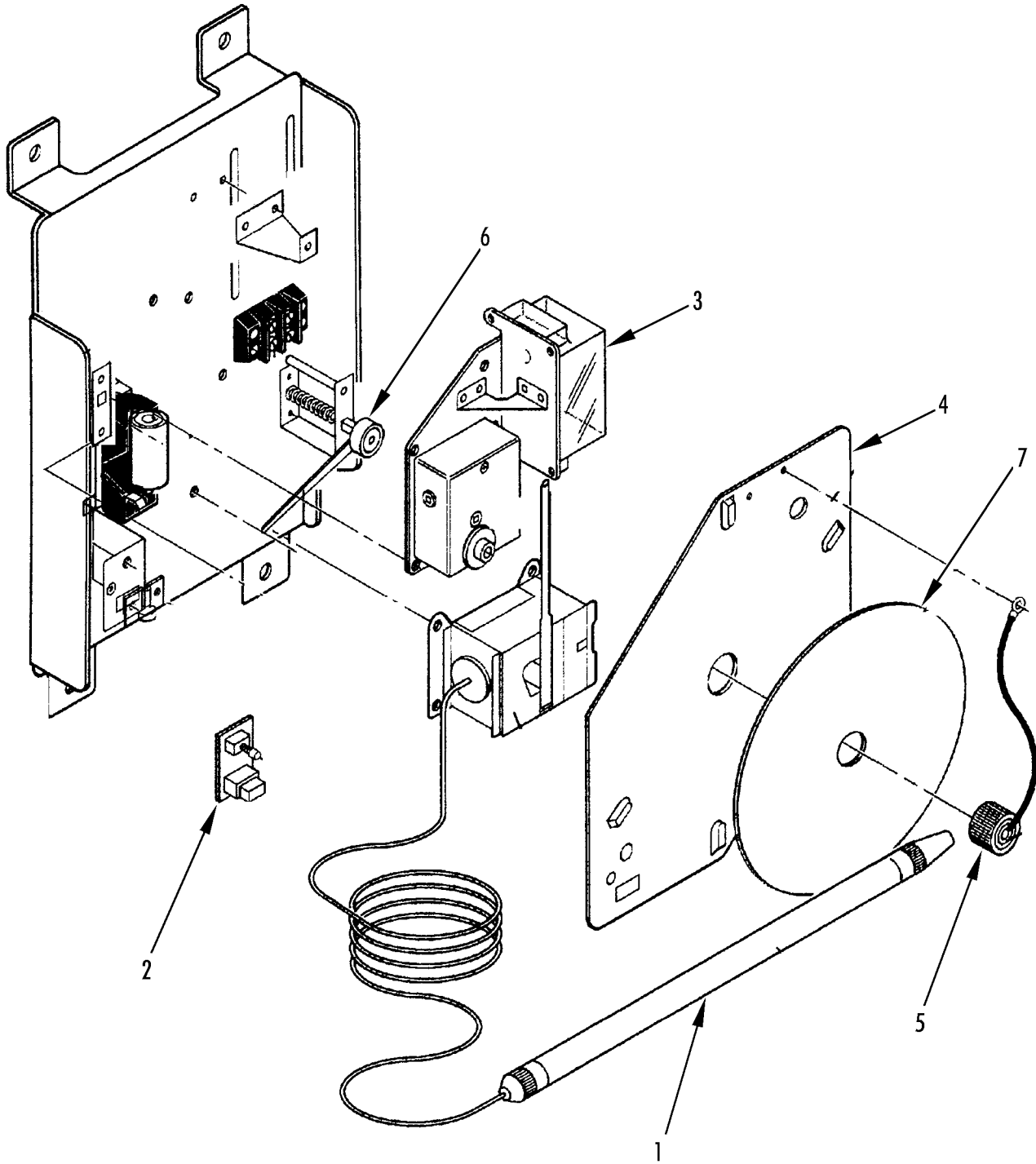
**147B8**

| <b>REF</b> | <b>PART#</b> | <b>DESCRIPTION</b>                      | <b>QTY</b> |
|------------|--------------|---|------------|
| 21         | 91-8726      | • HINGE - left (w/o pin)                | 1          |
|            | 55-7169      | SCREW - hinge                           | 8          |
|            | 55-7033      | FLATWASHER                              | 8          |
|            | 55-7404      | LOCKWASHER                              | 8          |
|            | 91-4220      | HINGE SET - right                       | 1          |
| 22         | 203-180      | CHART (31 day, -20 to +80 F, box of 50) | 1          |
|            | 203-252      | CHART (31 day, -30 to +25 C, box of 50) | 1          |
|            | 203-219      | CHART (31 day, -25 to +25 C, box of 50) | 1          |





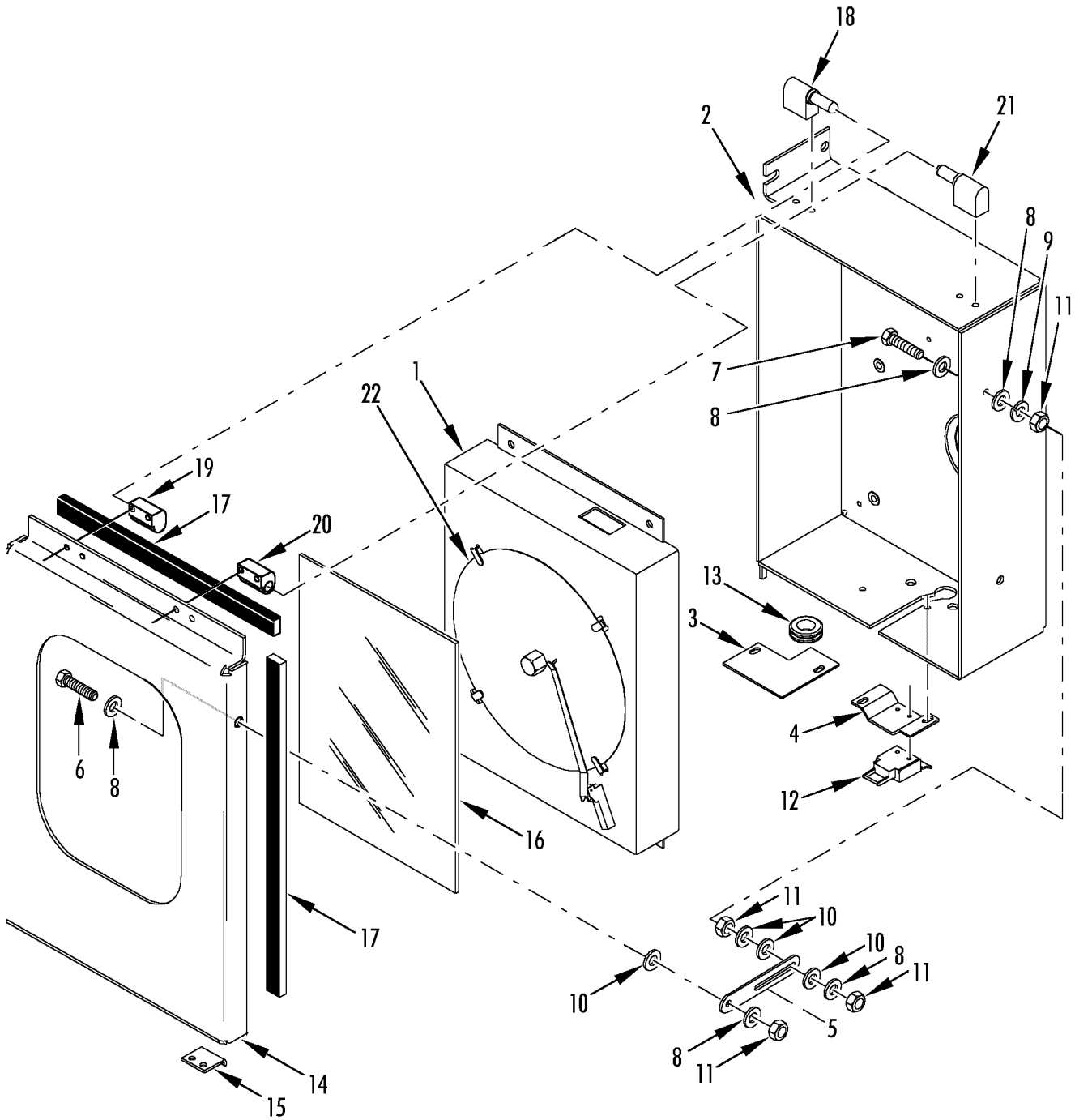
| REF | PART#   | DESCRIPTION  | QTY |
|-----|---------|--|-----|
|     | 45-1830 | THERMOMETER (31 day, F)                                      | 1   |
| 1   | 44-5644 | • ELEMENT - thermo (1/2 od, 7.5 in lg bulb, 10 ft capillary) | 1   |
|     | 44-2339 | • ELEMENT - thermo (3/8 od, 14 in lg bulb, 10 ft capillary)  | 1   |
| 2   | 91-8217 | • ROD - push   | 1   |
| 3   | 33-2962 | • O-RING   | 1   |
| 4   | 41-2216 | • MECHANISM  | 1   |
| 5   | 44-2966 | • DRIVE - chart (31 day)                                     | 1   |
| 6   | 91-2209 | • NUT, CLIP & CORD   | 1   |
| 7   | 41-2218 | • PLATEN   | 1   |
| 8   | 55-8955 | • KEY - winding  | 1   |
| 9   | 91-2205 | • KIT - stylus   | 1   |
| 10  | 203-180 | CHART (31 day, -20 to +85 Fahrenheit, box of 50)             | 1   |





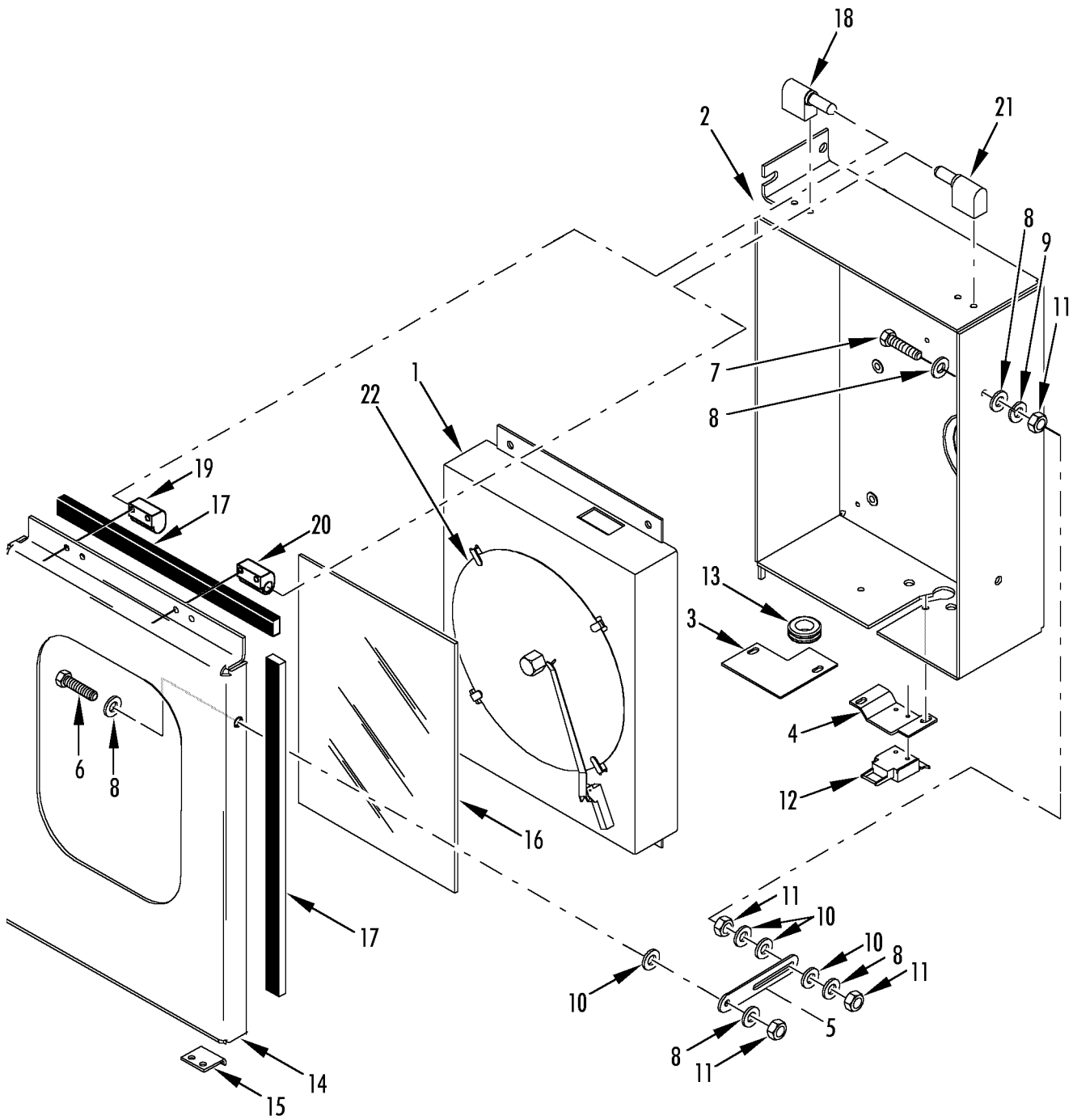


| REF | PART#   | DESCRIPTION  | QTY |
|-----|---------|--|-----|
|     | 45-1831 | THERMOMETER - recording (Saginomiya, 31 day battery)   | 1   |
|     | 45-1832 | THERMOMETER - recording (Saginomiya, 31 day, AC power) | 1   |
| 1   | 44-9780 | • ELEMENT  | 1   |
| 2   | 44-9781 | • INDICATOR - volt                                     | 1   |
| 3   | 44-7782 | • TIMER  | 1   |
| 4   | 91-4380 | • PLATE - recorder                                     | 1   |
| 5   | 505-390 | • NUT - chart  | 1   |
| 6   | 41-4382 | ARM - pen lift   | 1   |
| 7   | 203-180 | CHART (31 day, -20 to +85 Fahrenheit, box of 50)       | 1   |
|     | 203-252 | CHART (31 day, -30 to +25 C, box of 50)                | 1   |
|     | 203-219 | CHART (31 day, -25 to +25 C, box of 50)                | 1   |





| REF | PART#   | DESCRIPTION                        | QTY |
|-----|---------|------------------------------------|-----|
|     | 45-2318 | THERMOMETER & BOX ASSEMBLY         | 1   |
| 1   | 45-2012 | • THERMOMETER - recording (31 day) | 1   |
|     | 55-7172 | • SCREW - recorder                 | 4   |
|     | 55-7170 | • LOCKWASHER                       | 4   |
|     | 55-7075 | • FLATWASHER                       | 4   |
| 2   | 91-8705 | • BOX - recorder                   | 1   |
|     | 55-7341 | • SCREW - box                      | 4   |
|     | 55-6988 | • FLATWASHER                       | 4   |
|     | 55-8953 | • WASHER - insulating              | 4   |
| 3   | 92-5547 | • PLATE - box (bottom)             | 1   |
| 4   | 91-5006 | • BRACKET - latch                  | 1   |
|     | 55-7036 | • SCREW - plate                    | 2   |
|     | 55-7033 | • FLATWASHER                       | 4   |
|     | 55-7404 | • LOCKWASHER                       | 2   |
|     | 55-7354 | • NUT                              | 2   |
| 5   | 99-7230 | • GUIDE - latch                    | 1   |
| 6   | 55-9002 | • SCREW - guide (30 mm)            | 1   |
| 7   | 55-7340 | • SCREW - guide (16 mm)            | 1   |
| 8   | 55-7033 | • FLATWASHER                       | 4   |
| 9   | 55-9054 | • LOCKWASHER                       | 1   |
| 10  | 55-9444 | • WASHER - insulating              | 4   |
| 11  | 55-7034 | • NUT                              | 4   |
| 12  | 91-5005 | • LATCH - cover                    | 1   |
|     | 55-2988 | • RIVET - latch                    | 2   |
| 13  | 33-367  | • GROMMET                          | 1   |
|     | 55-7354 | • NUT                              | 2   |
| 14  | 98-7984 | • COVER - recorder                 | 1   |
| 15  | 91-5007 | •• PLATE - keeper                  | 1   |
|     | 55-2988 | •• RIVET - plate                   | 2   |
| 16  | 91-8707 | •• WINDOW                          | 1   |
| 17  | 99-7849 | •• GASKET - cover                  | 4   |
| 18  | 91-8708 | • HINGE - right (w/ pin)           | 1   |
| 19  | 91-8725 | • HINGE - right (w/o pin)          | 1   |
| 20  | 91-8709 | • HINGE - left (w/ pin)            | 1   |
| 21  | 91-8726 | • HINGE - left (w/o pin)           | 1   |
|     | 55-7340 | • SCREW - hinge                    | 8   |
|     | 55-7033 | • FLATWASHER                       | 8   |



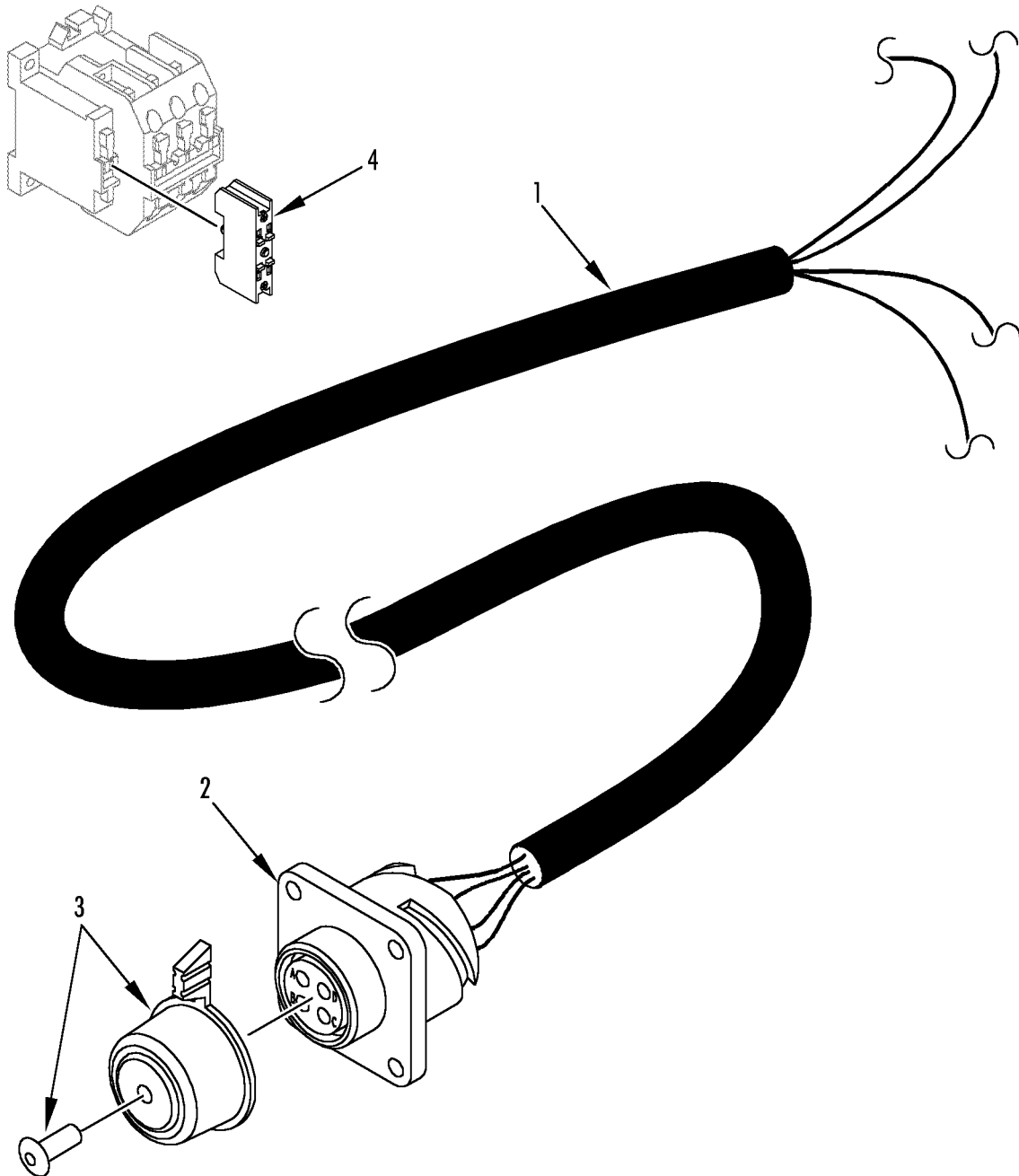
Revised  
8/27/09

# ELECTRONIC CHART RECORDER



# 212G9

| REF | PART#   | DESCRIPTION                  | QTY |
|-----|---------|------------------------------|-----|
|     | 55-7404 | • LOCKWASHER                 | 8   |
| 22  | 203-546 | CHART - thermometer (31 day) | 1   |



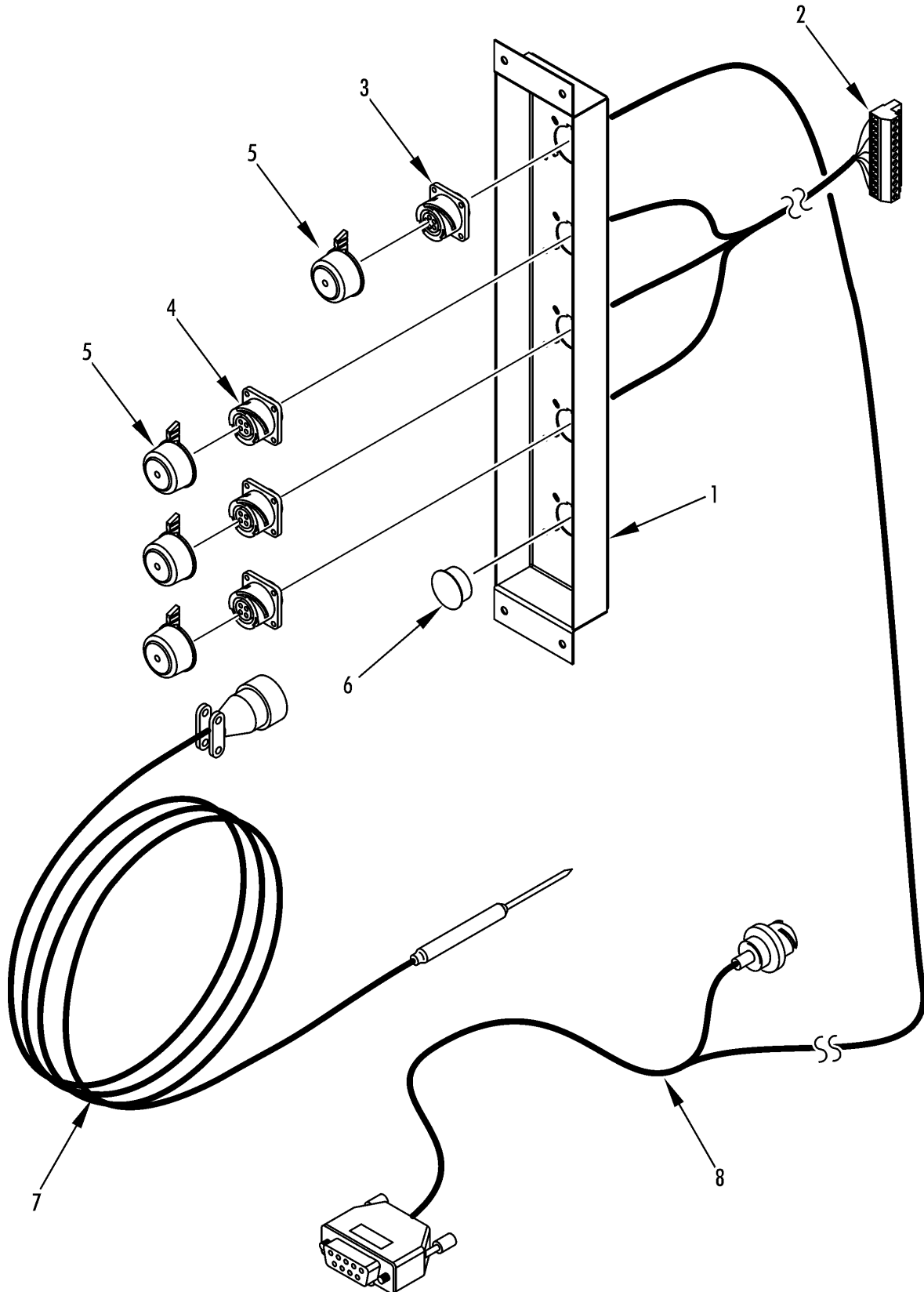
Revised  
2/25/04

**REMOTE MONITOR OPTION (098182 CSR; 098144  
CRR; 098182 CSR)**



**158A5**

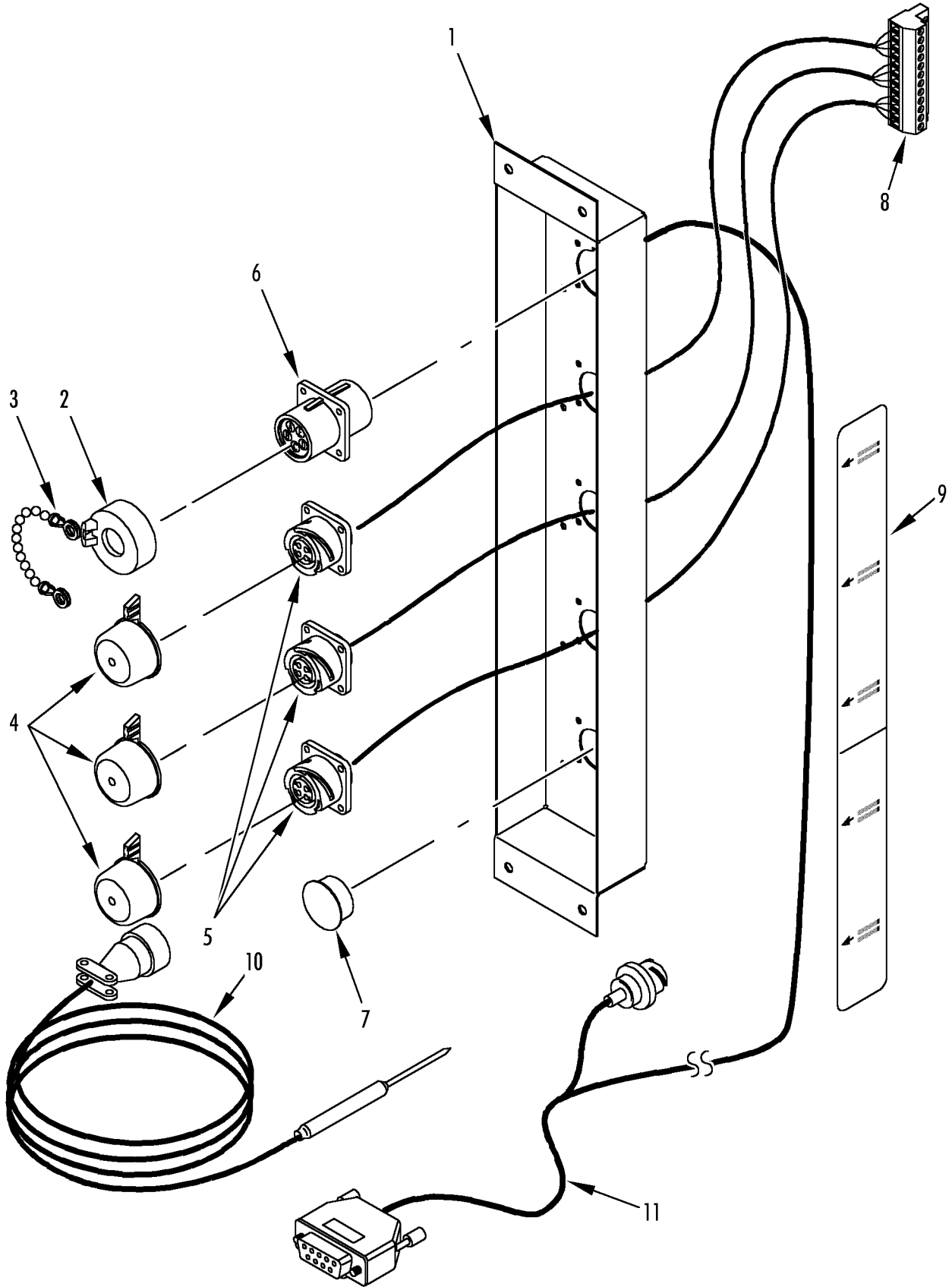
| <b>REF</b> | <b>PART#</b> | <b>DESCRIPTION</b>                | <b>QTY</b> |
|------------|--------------|-----------------------------------|------------|
| 1          | 41-3606      | HARNESS - remote monitor          | 1          |
| 2          | 41-3607      | • RECEPTACLE (4 pin)              | 1          |
|            | 55-9322      | RIVET - receptacle                | 4          |
| 3          | 92-206       | CAP - plug                        | 1          |
|            | 55-9323      | RIVET - cap                       | 1          |
| 4          | 41-5309      | CONTACTOR - auxiliary (CSR units) | 2          |





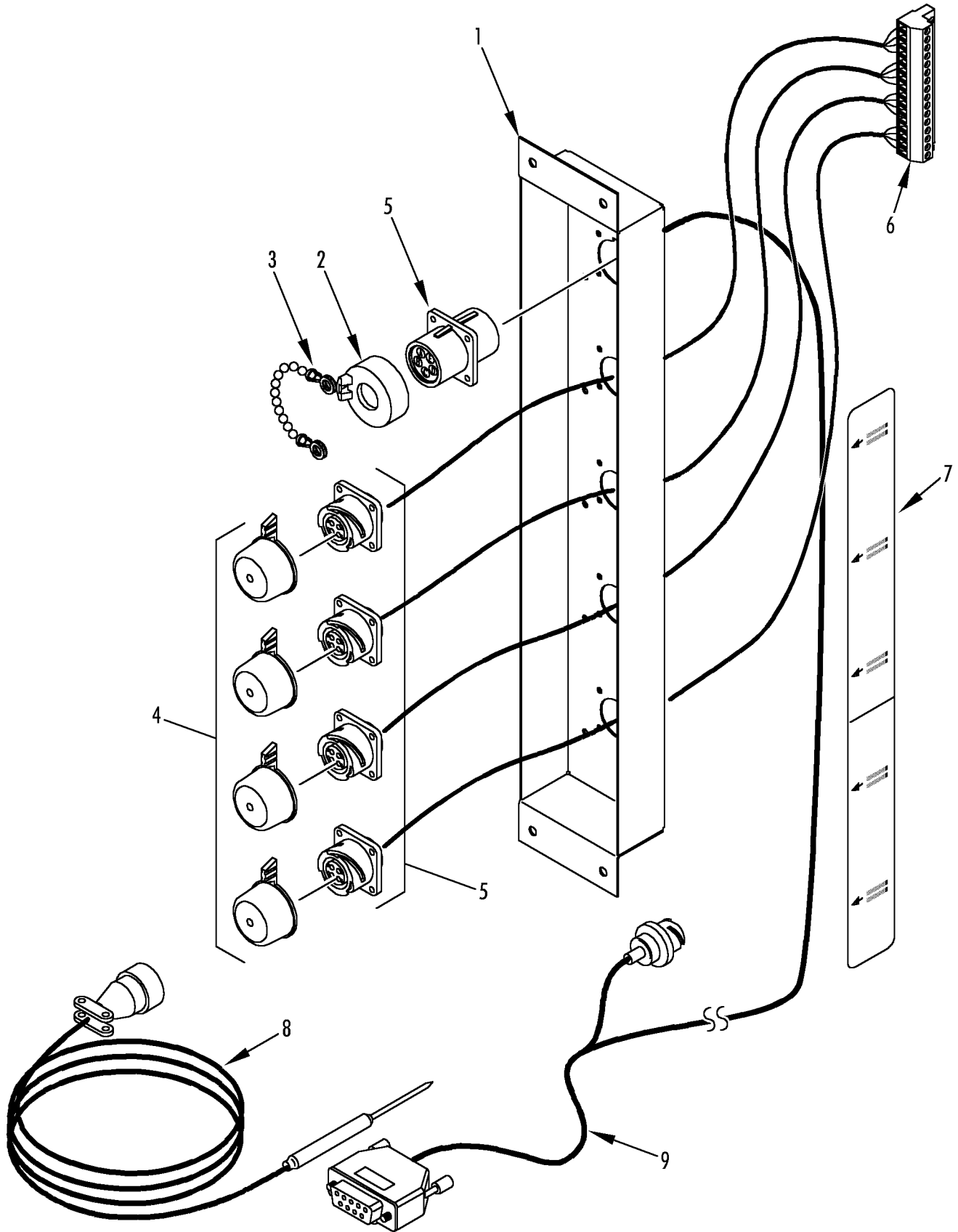


| REF | PART#   | DESCRIPTION                                | QTY |
|-----|---------|--|-----|
|     | 41-3336 | PANEL - USDA, assembly                     | 1   |
| 1   | 91-9834 | • PANEL - USDA receptacle                  | 1   |
| 2   | 41-3585 | • CONNECTOR (12 pin)                       | 1   |
| 3   | 41-3586 | • RECEPTACLE (5 pin, cannon, bayonet)      | 1   |
| 4   | 41-3587 | • RECEPTACLE (4 pin, cannon, bayonet)      | 3   |
|     | 55-9322 | • RIVET - receptacle                       | 16  |
| 5   | 41-3588 | • CAP - receptacle                         | 4   |
|     | 55-3272 | • RIVET - cap                              | 4   |
| 6   | 92-206  | • CAP - plug                               | 1   |
|     | 55-9211 | RIVET - panel                              | 4   |
| 7   | 41-5405 | SENSOR - PT100 (4 pin, cannon, bayonet)    | 4   |
| 8   | 41-2853 | CABLE & PLUG - retriever (cannon threaded) | 1   |



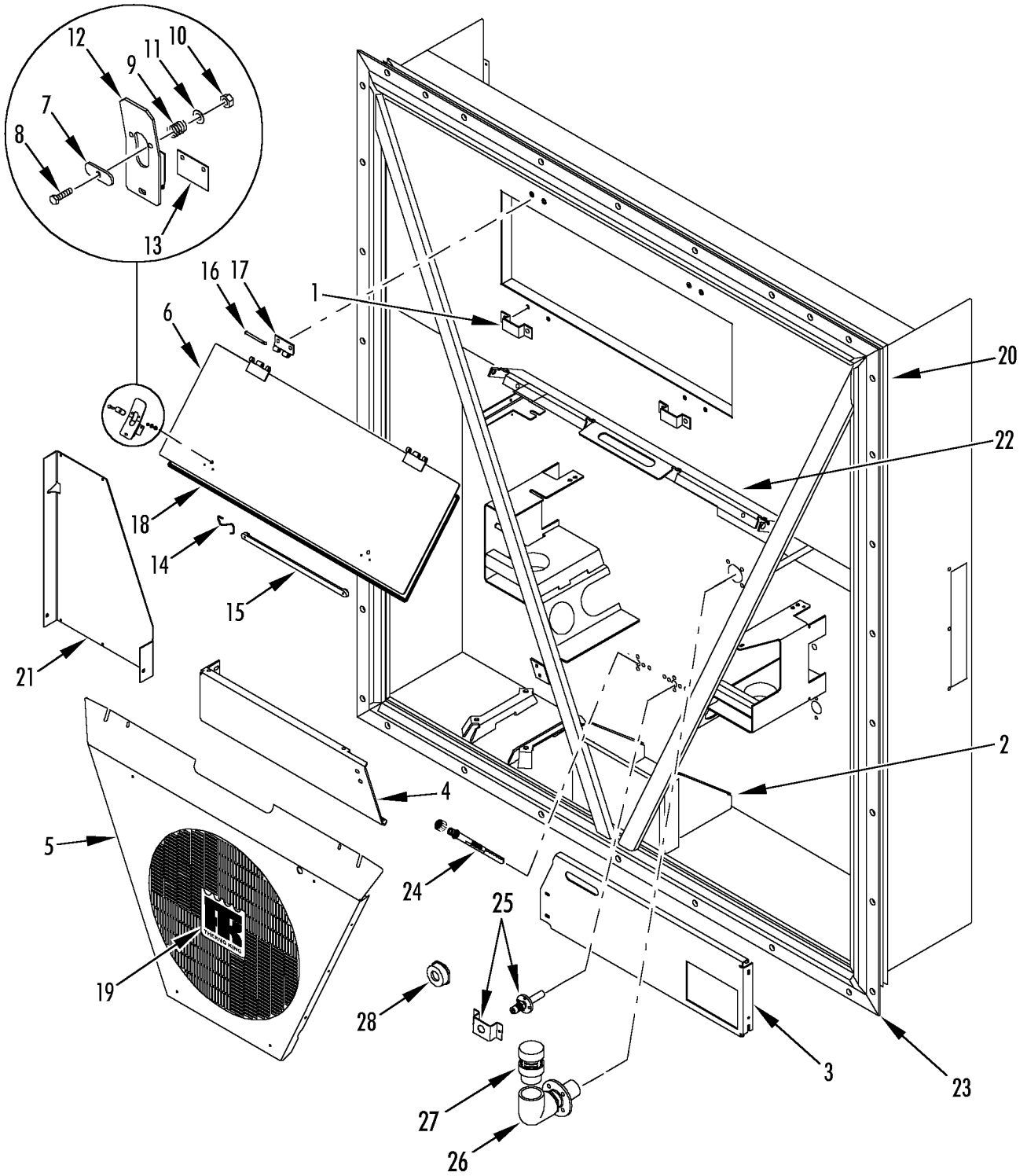


| REF | PART#    | DESCRIPTION                            | QTY |
|-----|----------|--|-----|
| 1   | 91-9834  | PANEL - USDA receptacle (before 4/00)  | 1   |
|     | 92-428   | PANEL - USDA receptacle (4/00 & after) | 1   |
|     | 55-3272  | RIVET - panel                          | 4   |
| 2   | 41-2406  | CAP - dust                             | 1   |
| 3   | 99-3685  | CHAIN - cap                            | 1   |
| 4   | 41-3588  | CAP - dust                             | 3   |
|     | 55-9322  | RIVET - cap                            | 4   |
| 5   | 304-2772 | RECEPTACLE (3 pin, Deutsch)            | 3   |
|     | 55-9322  | RIVET - connector                      | 16  |
| 6   | 41-2405  | RECEPTACLE (5 pin, Deutsch)            | 1   |
| 7   | 55-9402  | PLUG - spare hole                      | 1   |
| 8   | 41-3585  | CONNECTOR - plug (12 pin)              | 1   |
| 9   | 92-243   | NAMEPLATE - data download USDA         | 1   |
| 10  | 41-8188  | SENSOR (3 pin, Deutsch, 14 m, NTC)     | 4   |
| 11  | 41-3402  | CABLE & PLUG - retriever (Deutsch)     | 1   |



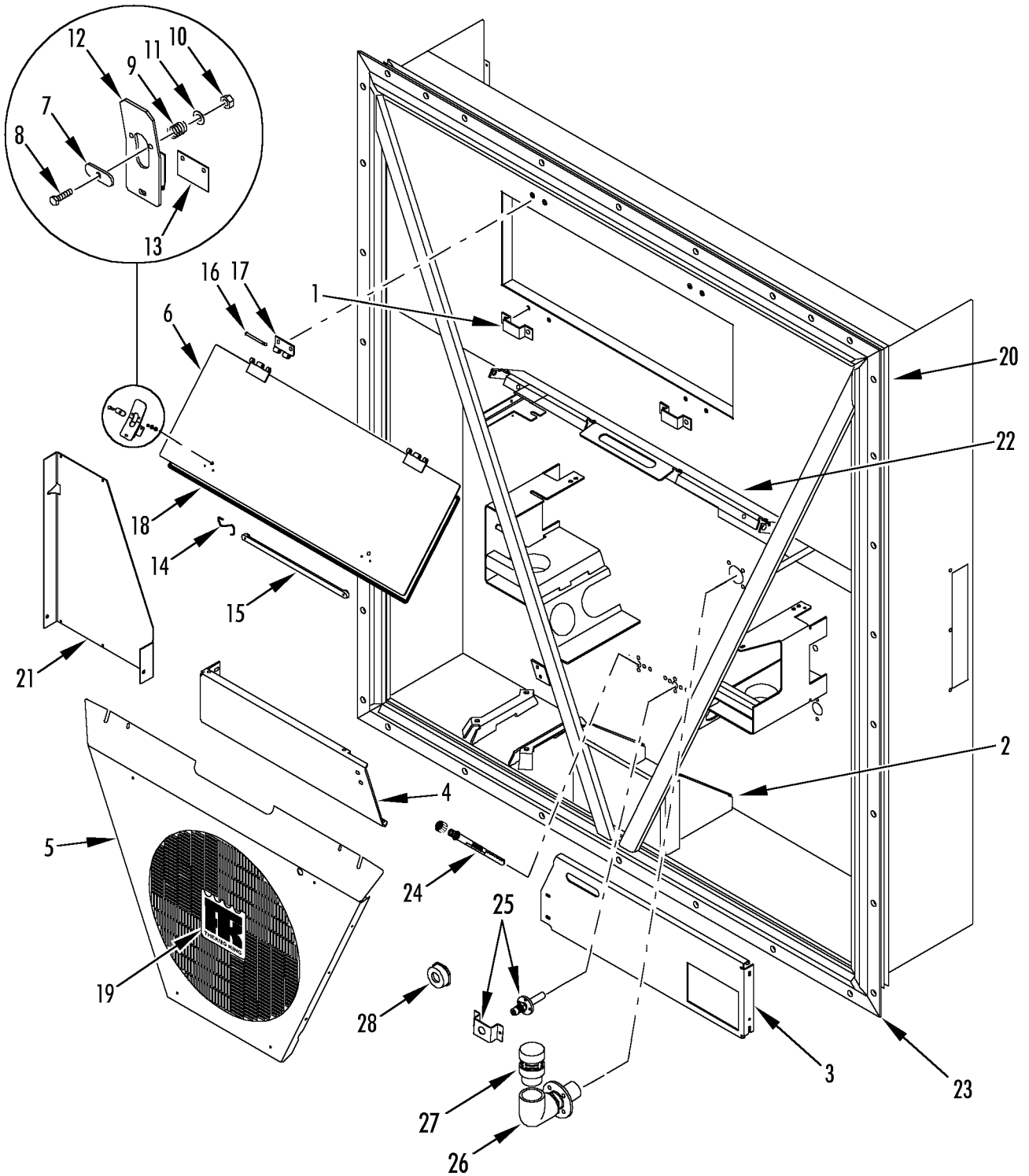


| REF | PART#   | DESCRIPTION                        | QTY |
|-----|---------|------------------------------------|-----|
| 1   | 92-428  | PANEL - USDA receptacle            | 1   |
|     | 51-1448 | RIVET - panel                      | 4   |
| 2   | 41-2406 | CAP - dust                         | 1   |
| 3   | 99-3685 | CHAIN - cap                        | 1   |
| 4   | 41-3588 | CAP - dust                         | 4   |
|     | 55-9323 | RIVET - cap                        | 5   |
| 5   | 41-3587 | RECEPTACLE (4 pin, Deutsch)        | 4   |
|     | 55-9322 | RIVET - connector                  | 16  |
| 6   | 41-5416 | CONNECTOR - plug (16 pin)          | 1   |
| 7   | 92-243  | NAMEPLATE - data download (USDA)   | 1   |
| 8   | 41-8188 | SENSOR (3 pin, Deutsch, 14 m, NTC) | 4   |
| 9   | 41-3402 | CABLE & PLUG - retriever (Deutsch) | 1   |





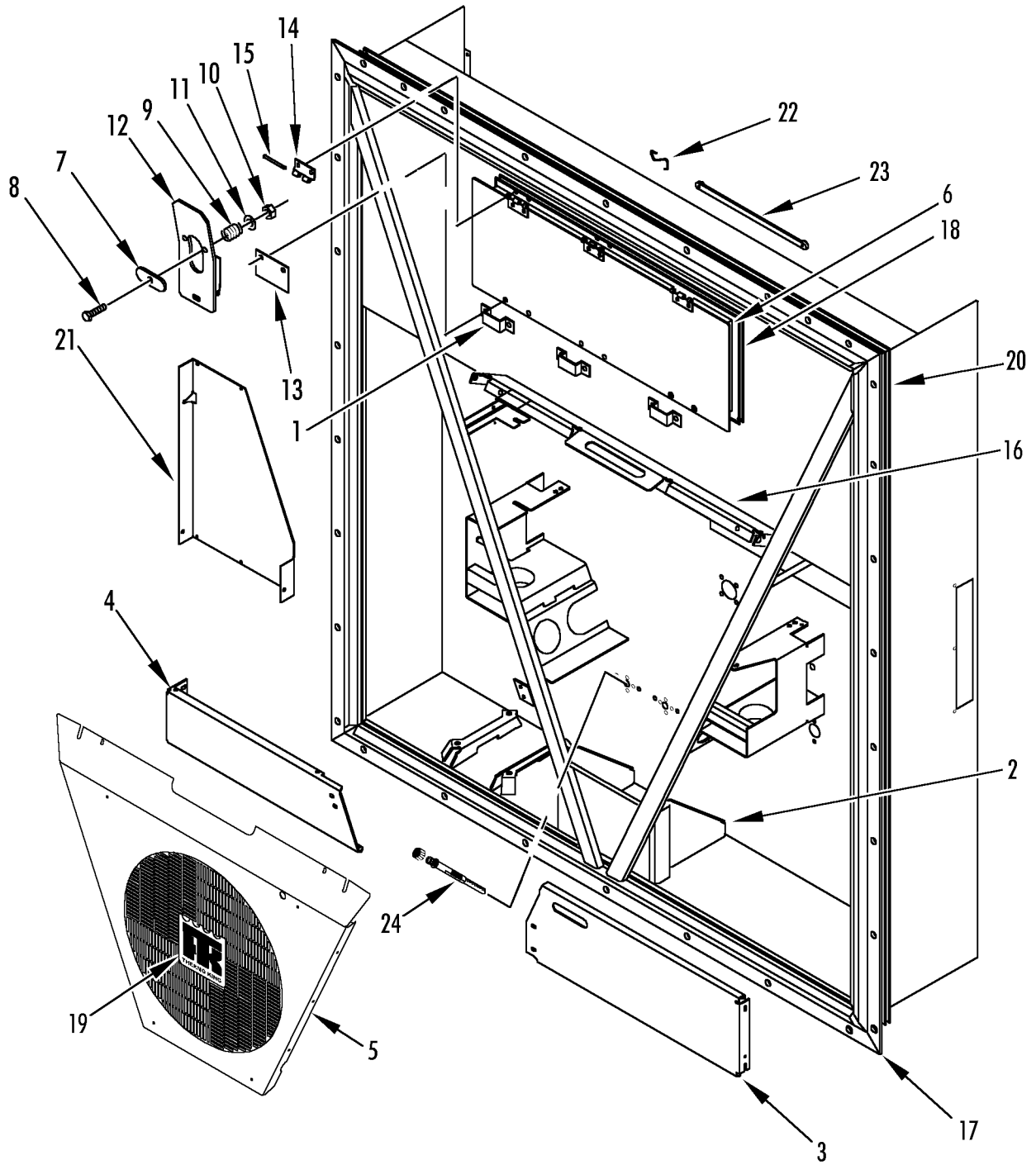
| REF | PART#    | DESCRIPTION   | QTY |
|-----|----------|---|-----|
| 1   | 91-8195  | KEEPER - door latch                                     | 2   |
|     | 51-1459  | SCREW - keeper  | 4   |
|     | 51-1464  | WASHER  | 4   |
|     | 55-9054  | WASHER (vinyl)  | 4   |
| 2   | 91-8108  | BRACKET - frame   | 1   |
|     | 51-1442  | SCREW - bracket   | 5   |
|     | 51-1464  | FLATWASHER  | 5   |
|     | 55-9054  | WASHER (nylon)  | 5   |
|     | 51-1425  | NUT   | 3   |
| 3   | 98-6236  | PLATE - cable storage (units w/ water cooled cond)      | 1   |
|     | 98-6560  | PLATE - cable storage (units w/o water cooled cond)     | 1   |
|     | 51-1425  | NUT   | 2   |
|     | 55-9054  | WASHER (nylon)  | 4   |
|     | 51-1464  | FLATWASHER  | 4   |
| 4   | 91-8474  | PLATE - guard   | 1   |
|     | 55-7341  | SCREW - plate   | 3   |
|     | 51-1464  | FLATWASHER  | 6   |
|     | 55-9054  | WASHER - insulation                                     | 6   |
|     | 55-7339  | NUT   | 3   |
| 5   | 98-5925  | GRILLE - condenser (see 189C4)                          | 1   |
|     | 33-3043  | GASKET - rubber extrusion                               | 1   |
|     | 51-1445  | SCREW - grille  | 4   |
|     | 51-1464  | FLATWASHER  | 4   |
|     | 55-9054  | WASHER (nylon)  | 4   |
| 6   | 98-6518  | DOOR - evaporator (hinged door, blot-on door see 226E3) | 1   |
|     | 98-7430  | DOOR - evaporator (Transfresh, see 212G0)               | 1   |
| 7   | 91-9040  | • KNOB  | 2   |
| 8   | 51-1460  | • SCREW - door (TIR seal)                               | 2   |
| 9   | 91-8199  | • SPRING  | 2   |
| 10  | 55-7354  | • NUT   | 2   |
| 11  | 51-619   | • WASHER (nylon)  | 2   |
| 12  | 91-9041  | • LATCH - door  | 2   |
|     | 55-3101  | • RIVET - latch   | 4   |
| 13  | 91-8134  | • INSULATOR - latch                                     | 2   |
| 14  | 91-9039  | • HOOK - strap  | 1   |
| 15  | 509-937  | • STRAP - door  | 1   |
|     | 51-801   | • SCREW - strap   | 1   |
|     | 55-8893  | • FLATWASHER  | 2   |
| 16  | 91-8256  | • PIN - hinge (w/snap)                                  | 2   |
| 17  | 509-1654 | • HINGE - frame   | 2   |







| REF | PART#   | DESCRIPTION                           | QTY |
|-----|---------|---------------------------------------|-----|
|     | 51-1460 | SCREW - hinge (TIR seal)              | 4   |
|     | 55-9541 | WASHER (nylon)                        | 4   |
| 18  | 33-3969 | GASKET - evaporator door              | 1   |
| 19  | 91-8475 | NAMEPLATE - TK                        | 1   |
| 20  | 33-2983 | GASKET - unit                         | 1   |
| 21  | 91-8728 | COVER (instead of thermometer)        | 1   |
|     | 51-1467 | SCREW - cover                         | 3   |
|     | 55-6988 | FLATWASHER                            | 3   |
| 22  | 92-891  | BRACKET - safety hook                 | 1   |
|     | 55-6993 | SCREW - bracket                       | 4   |
|     | 55-7085 | FLATWASHER                            | 8   |
|     | 55-9541 | WASHER (nylon)                        | 8   |
| 23  | 98-6771 | FRAME - condenser (Maersk, WCC)       | 1   |
|     | 98-7418 | FRAME - condenser (w/ nitrogen ports) | 1   |
|     | 98-7410 | FRAME - condenser (WCC)               | 1   |
|     | 98-7424 | FRAME - condenser                     | 1   |
|     | 98-7446 | FRAME - condenser (Transfresh)        | 1   |
| 24  | 91-9754 | POCKET - sensor                       | 2   |
| 25  | 91-9949 | PORT - injection (optional)           | 2   |
|     | 51-1448 | RIVET - port                          | 4   |
| 26  | 91-9950 | HOUSING - relief valve                | 1   |
|     | 51-1448 | RIVET - housing                       | 4   |
| 27  | 91-9951 | VALVE - pressure relief               | 1   |
| 28  | 61-2271 | VALVE - vacuum                        | 1   |

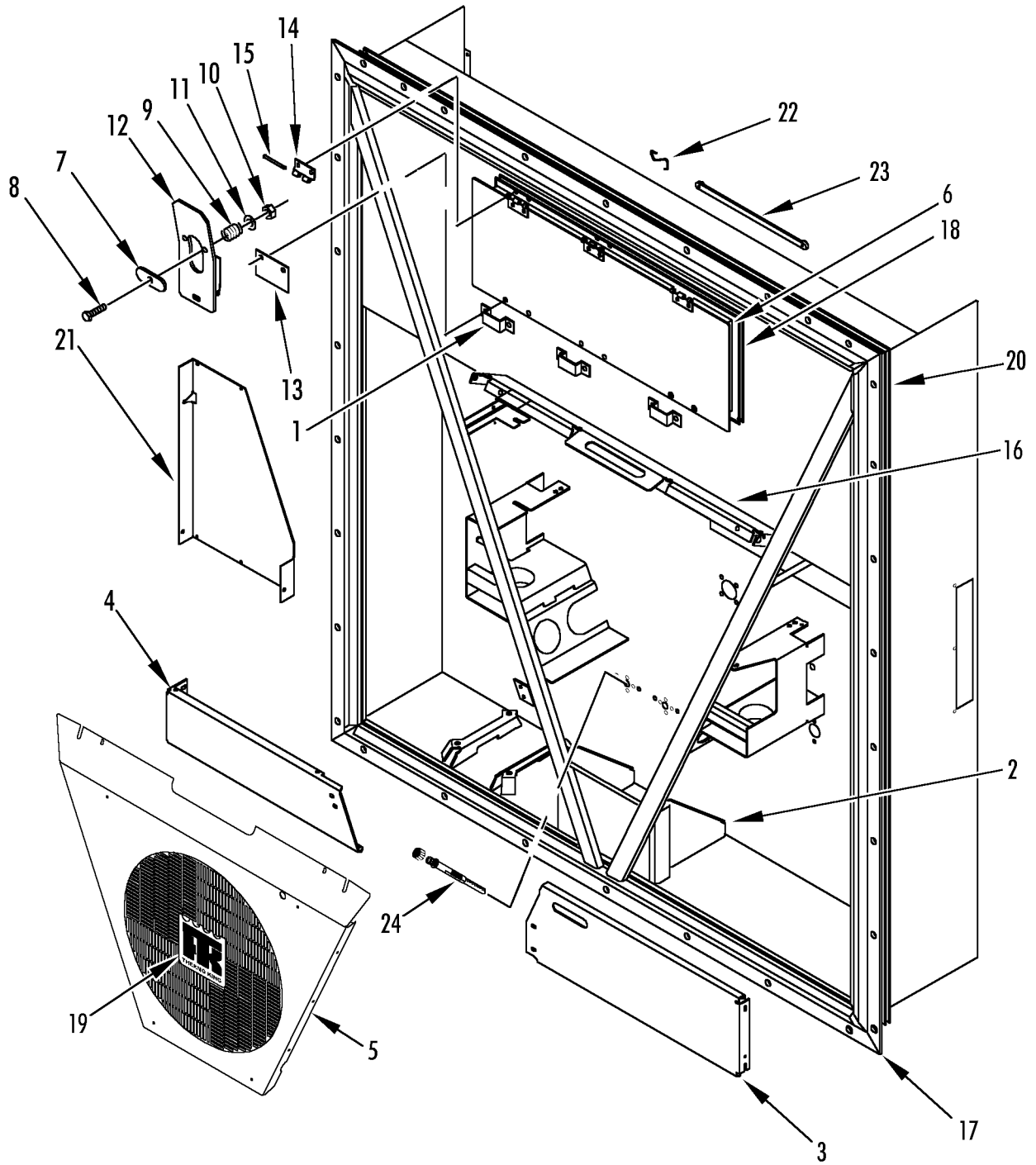


**CONDENSER COMPONENTS (20 ft CONTAINER,  
THREE FANS)**



**183B7**

| REF | PART#    | DESCRIPTION                   | QTY |
|-----|----------|-------------------------------|-----|
| 1   | 91-8195  | KEEPER - door latch           | 3   |
|     | 55-9312  | SCREW - keeper (TIR seal)     | 6   |
|     | 55-6995  | WASHER                        | 6   |
|     | 55-9054  | WASHER (nylon)                | 6   |
|     | 55-8877  | WASHER (nylon)                | 6   |
| 2   | 91-8108  | BRACKET - frame               | 1   |
|     | 55-6993  | SCREW - bracket               | 3   |
|     | 55-6988  | WASHER                        | 6   |
|     | 55-9541  | WASHER (nylon)                | 6   |
|     | 55-9380  | NUT                           | 3   |
| 3   | 91-6560  | PLATE - cable storage (front) | 1   |
|     | 55-9168  | NUT                           | 2   |
|     | 55-9054  | WASHER (nylon)                | 6   |
|     | 55-6994  | SCREW - plate                 | 2   |
|     | 55-6695  | FLATWASHER                    | 6   |
|     | 55-8933  | WASHER (nylon)                | 6   |
| 4   | 91-8474  | PLATE - guard                 | 1   |
|     | 55-7341  | SCREW - plate (20 mm)         | 2   |
|     | 55-6993  | SCREW - plate (25 mm)         | 2   |
|     | 55-7339  | NUT                           | 6   |
|     | 55-8904  | FLATWASHER                    | 6   |
|     | 55-8953  | WASHER - insulation           | 6   |
| 5   | 98-5925  | GRILLE - condenser            | 1   |
|     | 55-6994  | SCREW - grille                | 4   |
|     | 55-6995  | FLATWASHER                    | 4   |
|     | 55-9054  | WASHER (nylon)                | 4   |
| 6   | 509-755  | DOOR - evaporator             | 1   |
|     | 92-2995  | HINGE - evap door             | 3   |
|     | 51-620   | RIVET - hinge                 | 12  |
| 7   | 91-9040  | KNOB                          | 3   |
| 8   | 55-7035  | SCREW - door                  | 3   |
| 9   | 91-8199  | SPRING                        | 3   |
| 10  | 55-7354  | NUT                           | 3   |
| 11  | 55-9054  | WASHER (nylon)                | 3   |
| 12  | 91-9041  | LATCH - door                  | 3   |
|     | 55-2864  | RIVET - latch                 | 6   |
| 13  | 91-8134  | INSULATOR - latch             | 3   |
| 14  | 509-1654 | HINGE                         | 3   |
|     | 55-9313  | SCREW - hinge (TIR seal)      | 6   |
|     | 55-9541  | WASHER (nylon)                | 6   |
| 15  | 91-8256  | PIN - hinge (w/ snap)         | 3   |
| 16  | 92-891   | BRACKET - safety hook         | 1   |

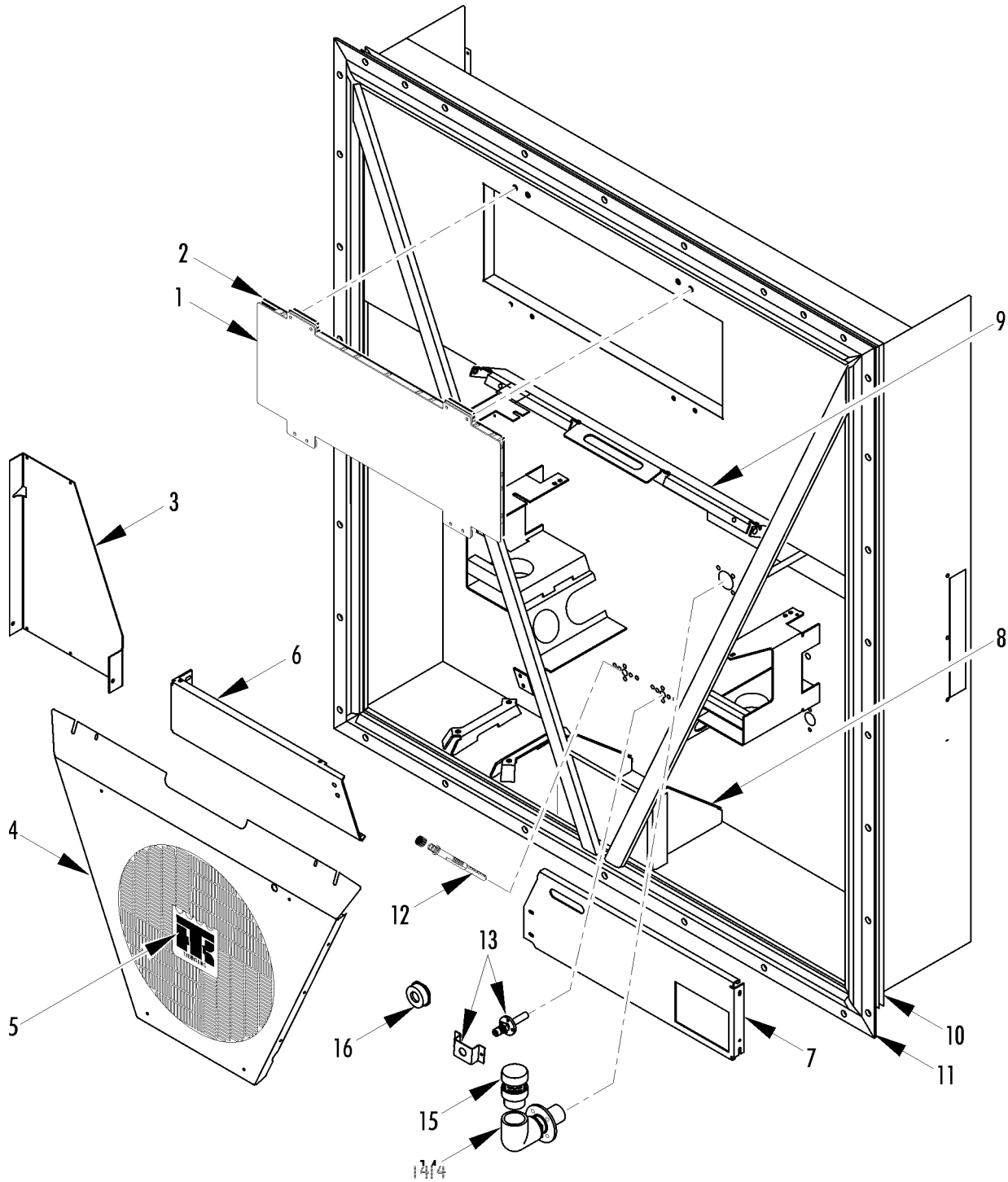


**CONDENSER COMPONENTS (20 ft CONTAINER,  
THREE FANS)**



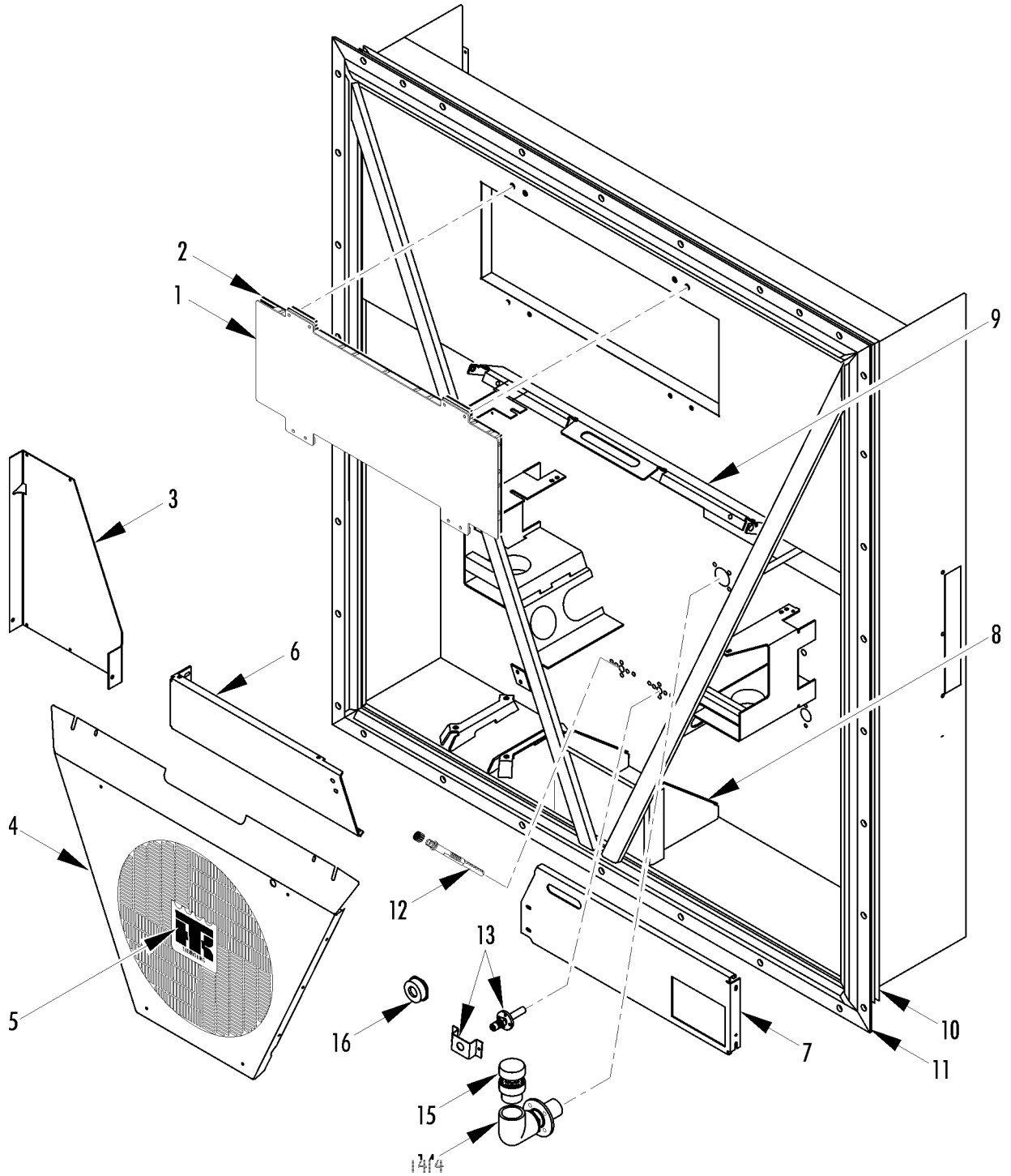
**183B7**

| REF | PART#   | DESCRIPTION                    | QTY |
|-----|---------|--------------------------------|-----|
|     | 55-6993 | SCREW - bracket                | 4   |
|     | 55-7085 | WASHER                         | 8   |
|     | 55-9541 | WASHER (nylon)                 | 8   |
| 17  | 98-6563 | FRAME - condenser              | 1   |
| 18  | 33-3968 | GASKET - evaporator door       | 1   |
| 19  | 91-9511 | NAMEPLATE - TK                 | 1   |
| 20  | 33-2983 | GASKET - unit                  | 1   |
| 21  | 91-8728 | COVER (instead of thermometer) | 1   |
|     | 55-7391 | SCREW - cover                  | 3   |
|     | 55-6988 | FLATWASHER                     | 3   |
| 22  | 91-9039 | HOOK - strap                   | 1   |
|     | 55-3065 | CLAMP - hook                   | 1   |
|     | 55-9166 | SCREW - clamp                  | 1   |
| 23  | 509-937 | STRAP - door                   | 1   |
|     | 55-9173 | SCREW - strap                  | 1   |
|     | 55-7089 | FLATWASHER                     | 2   |
| 24  | 91-9754 | POCKET - sensor                | 2   |





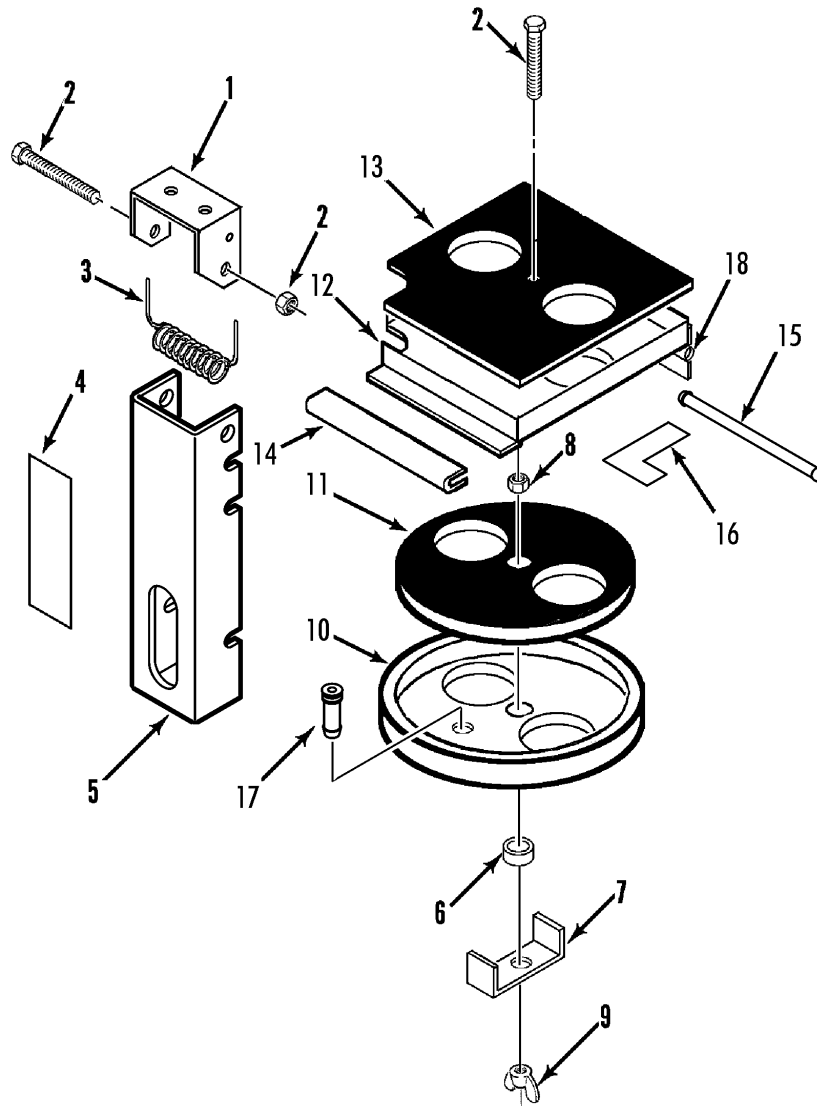
| REF | PART#   | DESCRIPTION   | QTY |
|-----|---------|---|-----|
| 1   | 98-7691 | DOOR - evaporator (bolt-on door)                    | 1   |
|     | 51-1460 | SCREW - door (M8, TIR seal)                         | 4   |
|     | 51-1430 | FLATWASHER (M8)                                     | 4   |
|     | 55-9541 | WASHER (M8, nylon)                                  | 4   |
|     | 51-1459 | SCREW - door (M6, TIR seal)                         | 4   |
|     | 51-1464 | FLATWASHER (M6)                                     | 4   |
|     | 55-9054 | WASHER (M6, nylon)                                  | 4   |
| 2   | 33-3969 | GASKET - evaporator door                            | 1   |
| 3   | 91-8728 | COVER (instead of thermometer)                      | 1   |
|     | 51-1467 | SCREW - cover                                       | 3   |
|     | 51-1444 | FLATWASHER  | 3   |
| 4   | 98-5925 | GRILLE - condenser (see 189C4)                      | 1   |
|     | 33-3043 | GASKET - rubber extrusion                           | 1   |
|     | 51-1445 | SCREW - grille                                      | 4   |
|     | 51-1464 | FLATWASHER  | 4   |
|     | 55-9054 | WASHER (nylon)                                      | 4   |
| 5   | 91-8475 | NAMEPLATE - TK                                      | 1   |
| 6   | 91-8474 | PLATE - guard                                       | 1   |
|     | 55-7341 | SCREW - plate                                       | 3   |
|     | 51-1464 | FLATWASHER  | 6   |
|     | 55-9054 | WASHER - insulation                                 | 6   |
|     | 55-7339 | NUT   | 3   |
| 7   | 98-6560 | PLATE - cable storage (units w/o water cooled cond) | 1   |
|     | 98-6236 | PLATE - cable storage (units w/ water cooled cond)  | 1   |
|     | 51-1425 | NUT   | 2   |
|     | 55-9054 | WASHER (nylon)                                      | 4   |
|     | 51-1464 | FLATWASHER  | 4   |
| 8   | 91-8108 | BRACKET - frame                                     | 1   |
|     | 51-1442 | SCREW - bracket                                     | 5   |
|     | 51-1425 | NUT   | 3   |
|     | 55-9054 | WASHER (nylon)                                      | 5   |
|     | 51-1464 | FLATWASHER  | 5   |
| 9   | 92-891  | BRACKET - safety hook                               | 1   |
|     | 51-1443 | SCREW - bracket                                     | 4   |
|     | 51-1430 | FLATWASHER  | 4   |
|     | 55-9541 | WASHER (nylon)                                      | 4   |
| 10  | 33-2983 | GASKET - unit                                       | 1   |
| 11  | 98-7424 | FRAME - condenser                                   | 1   |
|     | 98-7410 | FRAME - condenser (WCC)                             | 1   |
|     | 98-7446 | FRAME - condenser (Transfresh)                      | 1   |
|     | 98-7418 | FRAME - condenser (w/ nitrogen ports)               | 1   |
|     | 98-6771 | FRAME - condenser (Maersk, WCC)                     | 1   |





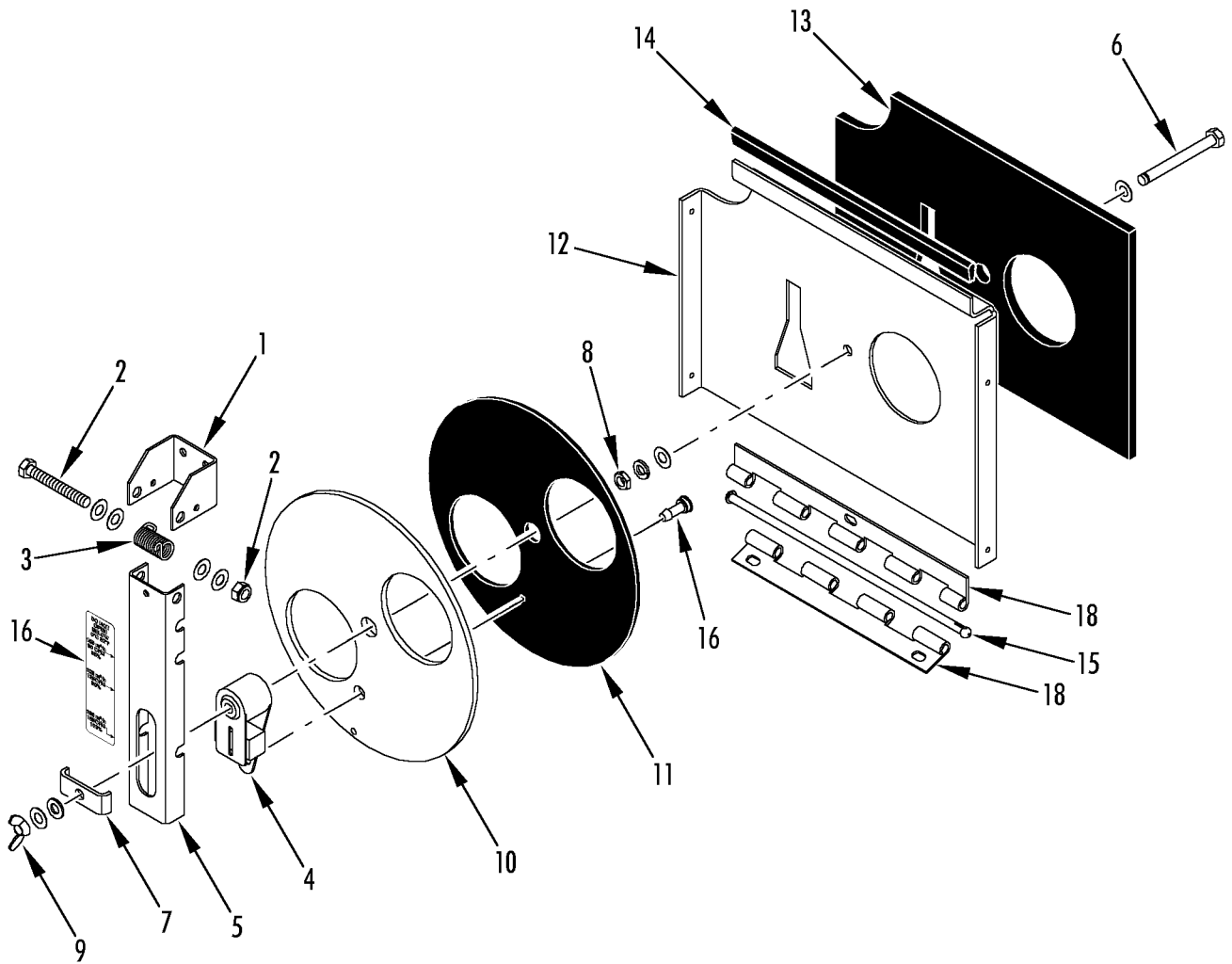


| REF | PART#   | DESCRIPTION                 | QTY |
|-----|---------|-----------------------------|-----|
| 12  | 91-9754 | POCKET - sensor             | 2   |
| 13  | 91-9949 | PORT - injection (optional) | 2   |
|     | 51-1448 | RIVET - port                | 4   |
| 14  | 91-9950 | HOUSING - relief valve      | 1   |
|     | 51-1448 | RIVET - housing             | 4   |
| 15  | 91-9951 | VALVE - pressure relief     | 1   |
| 16  | 61-2271 | VALVE - vacuum              | 1   |



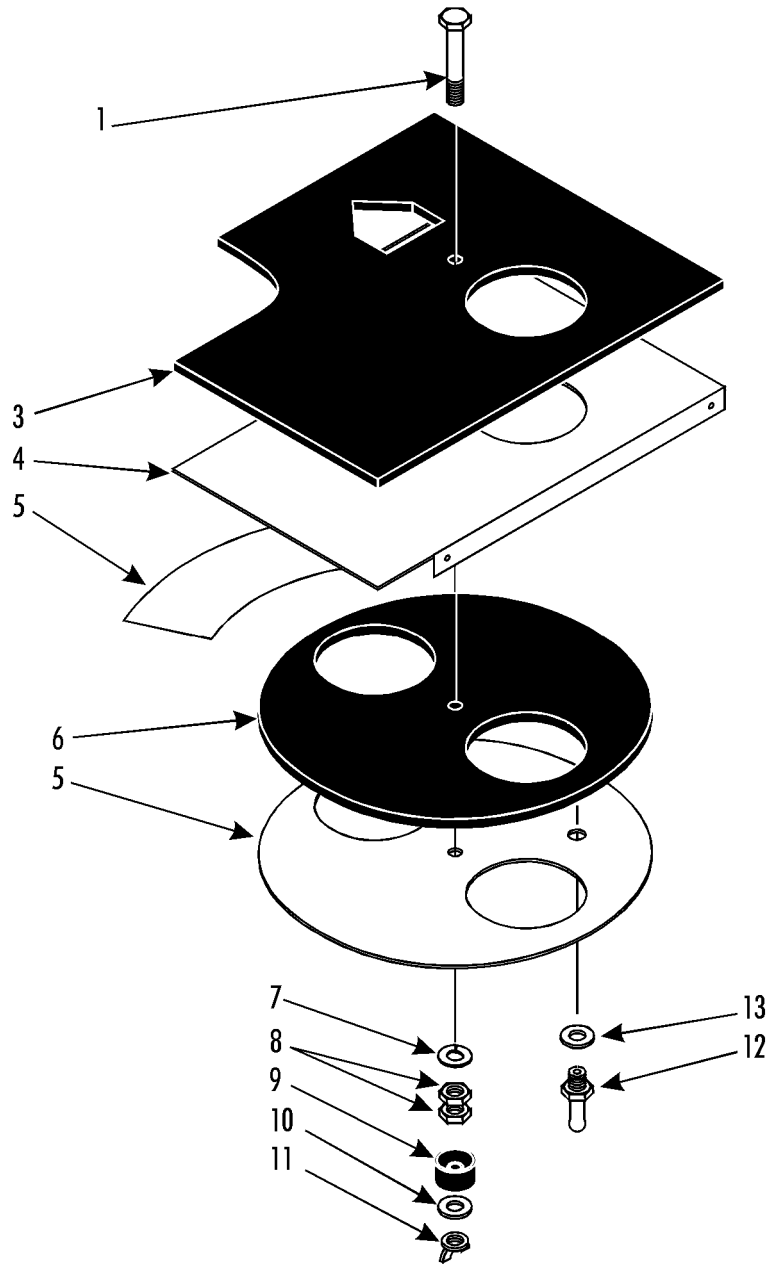


| REF | PART#   | DESCRIPTION                         | QTY |
|-----|---------|-------------------------------------|-----|
|     | 91-8252 | VENT - air (complete)               | 1   |
| 1   | 91-9048 | • BRACKET - air vent handle         | 1   |
| 2   | 51-1426 | • SCREW - handle                    | 1   |
|     | 51-1474 | • SCREW (M8 x 1.25 x 65, ss)        | 1   |
|     | 55-9541 | • WASHER (nylon)                    | 4   |
|     | 51-1427 | • NUT                               | 1   |
| 3   | 91-8100 | • SPRING                            | 1   |
| 4   | 92-440  | • NAMEPLATE - Do Not Open Below 0 C | 1   |
| 5   | 91-8102 | • HANDLE - air vent                 | 1   |
| 6   | 77-2467 | • BEARING - slide                   | 1   |
| 7   | 91-8104 | • BRACKET - handle                  | 1   |
| 8   | 51-1428 | • NUT                               | 2   |
|     | 51-1429 | • LOCKWASHER                        | 1   |
|     | 51-1430 | • FLATWASHER                        | 1   |
| 9   | 51-1431 | • NUT - wing                        | 1   |
| 10  | 91-8103 | DISK - air vent                     | 1   |
| 11  | 33-4255 | • GASKET - air vent                 | 1   |
| 12  | 91-8105 | • PLATE - air vent                  | 1   |
|     | 55-7172 | • SCREW - plate                     | 4   |
|     | 55-7075 | • FLATWASHER                        | 4   |
|     | 55-9541 | • WASHER (nylon)                    | 4   |
| 13  | 33-2944 | • GASKET - air vent                 | 1   |
| 14  | 91-8663 | • PROTECTOR - edge                  | 1   |
| 15  | 91-8106 | • PIN - hinge                       | 1   |
| 16  | 91-8107 | • NAMEPLATE - Do Not Open Below 0 C | 1   |
| 17  | 55-9168 | • ADAPTER - hose                    | 1   |
| 18  | 92-411  | • HINGE - air vent                  | 1   |
|     | 51-619  | SCREW - vent                        | 8   |
|     | 55-8933 | WASHER - insulator (6.4 id)         | 4   |
|     | 55-7075 | FLATWASHER                          | 4   |
|     | 55-9054 | WASHER - insulator (8.4 id)         | 6   |
|     | 55-8893 | FLATWASHER                          | 6   |
|     | 55-7339 | NUT                                 | 6   |



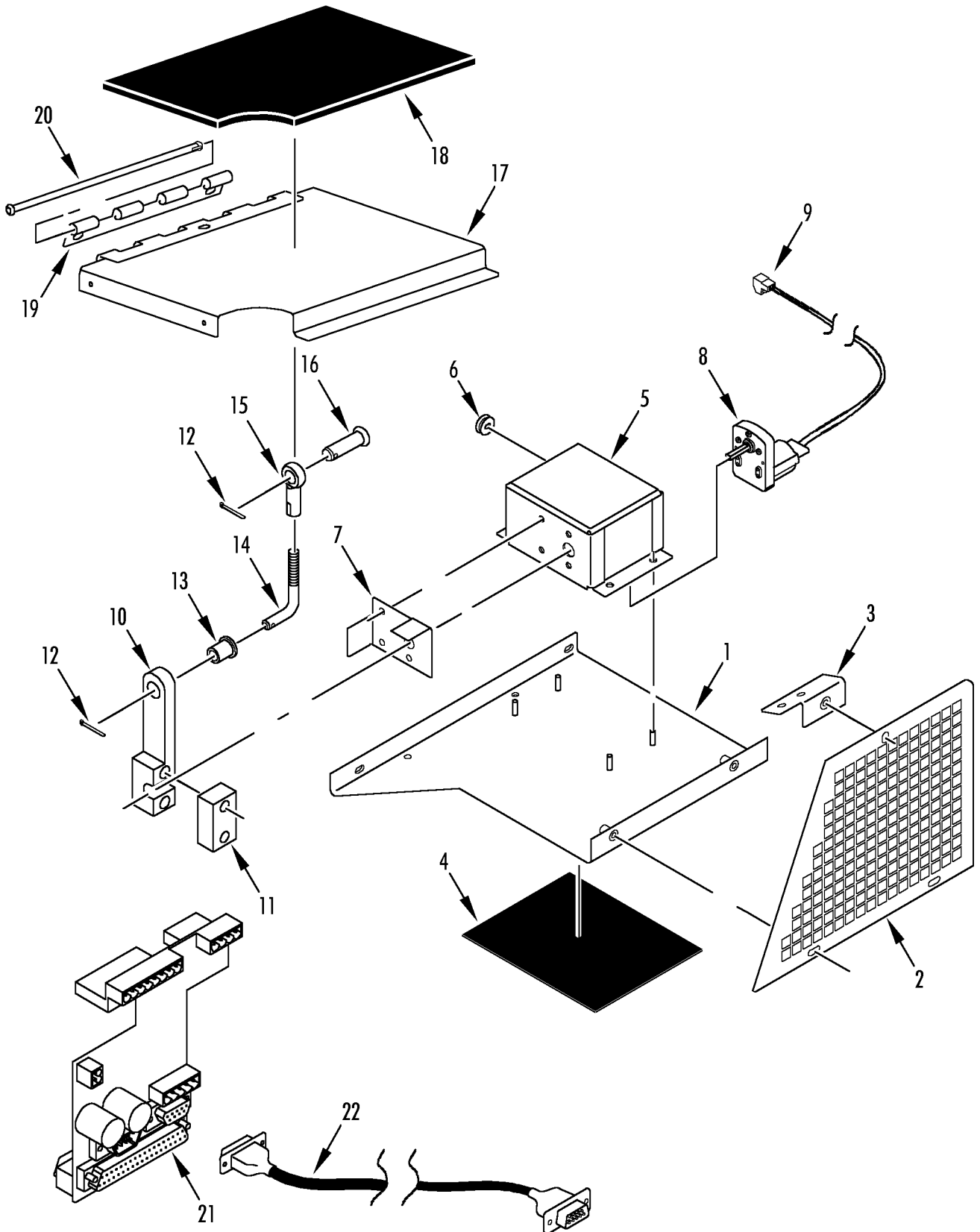


| REF | PART#   | DESCRIPTION                       | QTY |
|-----|---------|-----------------------------------|-----|
| 1   | 91-9048 | BRACKET - air vent handle         | 1   |
| 2   | 55-9442 | SCREW - handle                    | 1   |
|     | 55-9541 | WASHER - insulation               | 4   |
|     | 51-1427 | NUT                               | 1   |
| 3   | 91-8100 | SPRING                            | 1   |
| 4   | 41-5666 | DEVICE - door position sensor     | 1   |
| 5   | 91-8102 | HANDLE - air vent                 | 1   |
| 6   | 51-1458 | SCREW - disk                      | 1   |
| 7   | 91-8104 | BRACKET - handle                  | 1   |
| 8   | 51-1211 | NUT                               | 2   |
|     | 51-1429 | LOCKWASHER                        | 1   |
|     | 51-1430 | FLATWASHER                        | 1   |
|     | 55-9541 | WASHER - insulating               | 3   |
| 9   | 51-1431 | NUT - wing                        | 1   |
| 10  | 91-8103 | DISK - air vent                   | 1   |
| 11  | 33-4255 | GASKET - air vent                 | 1   |
| 12  | 509-753 | PLATE - air vent                  | 1   |
|     | 55-7172 | SCREW - plate                     | 4   |
|     | 55-7075 | FLATWASHER                        | 4   |
|     | 55-8877 | WASHER (nylon)                    | 4   |
| 13  | 33-2944 | GASKET - air vent                 | 1   |
| 14  | 91-8663 | PROTECTOR - edge                  | 1   |
| 15  | 91-8106 | PIN - hinge                       | 1   |
| 16  | 92-440  | NAMEPLATE - Do Not Open Below 0 C | 1   |
| 17  | 55-9168 | ADAPTER - hose                    | 1   |
| 18  | 92-411  | HINGE - air vent                  | 1   |
|     | 55-6994 | SCREW - vent hinge                | 8   |
|     | 55-8893 | FLATWASHER                        | 4   |
|     | 55-9541 | WASHER - insulator (8.4 id)       | 6   |
|     | 55-7339 | NUT                               | 6   |





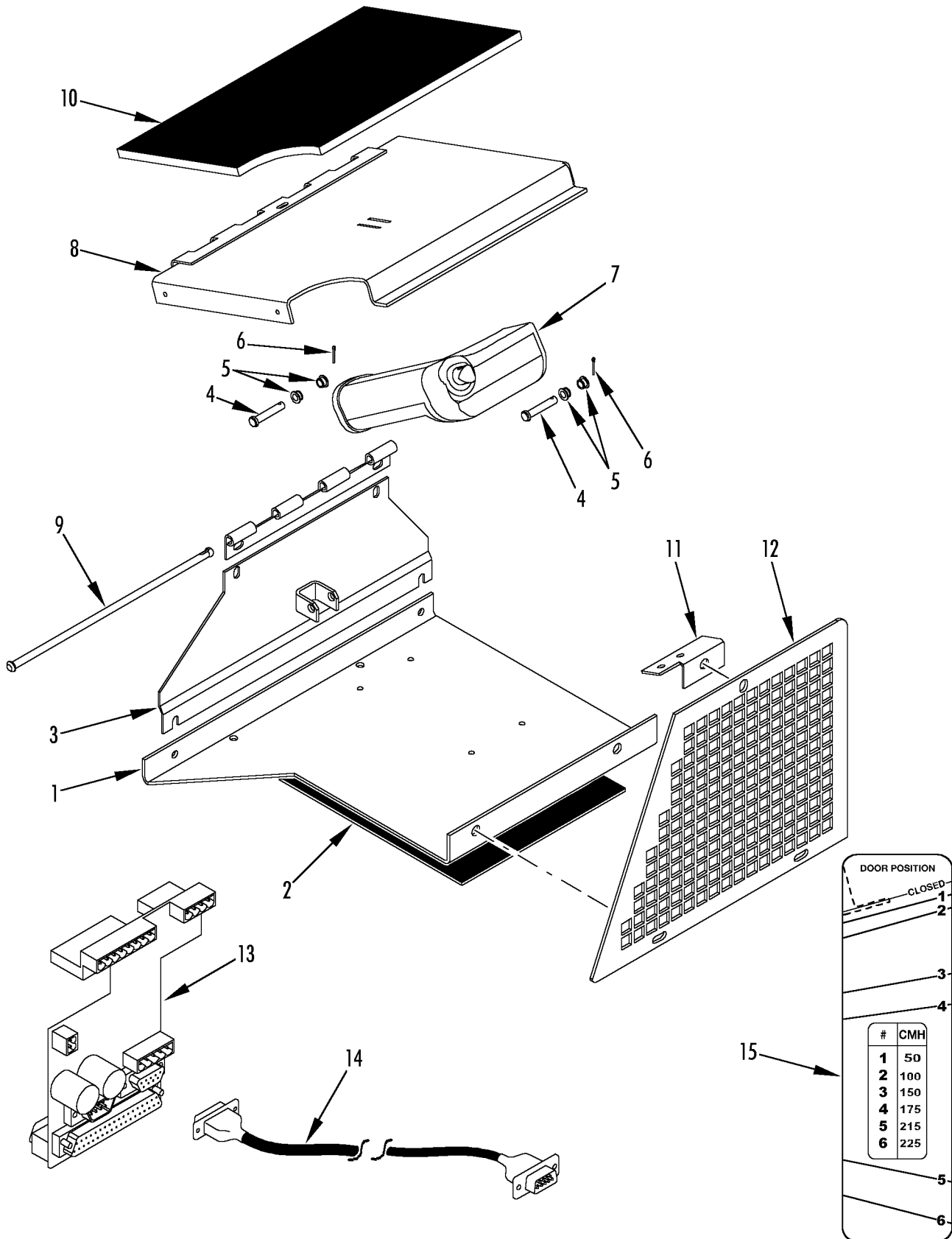
| REF | PART#   | DESCRIPTION             | QTY |
|-----|---------|-------------------------|-----|
| 1   | 55-7349 | SCREW - air vent        | 1   |
| 2   | 92-240  | PLATE - air vent        | 1   |
| 3   | 33-3214 | • GASKET - air vent     | 1   |
|     | 55-7172 | SCREW                   | 6   |
|     | 55-7075 | FLATWASHER              | 6   |
|     | 55-8877 | WASHER (nylon)          | 6   |
| 4   | 92-241  | LABEL - air ventilation | 1   |
| 5   | 91-8103 | DISK - air vent         | 1   |
| 6   | 33-2967 | • GASKET                | 1   |
| 7   | 55-7342 | LOCKWASHER              | 1   |
| 8   | 55-7825 | NUT                     | 2   |
| 9   | 92-242  | BEARING - slide         | 1   |
| 10  | 55-7085 | FLATWASHER              | 1   |
| 11  | 55-8888 | NUT - wing              | 1   |
| 12  | 55-9168 | BARB - hose adapter     | 1   |
| 13  | 55-8886 | WASHER (nylon)          | 1   |







| REF | PART#   | DESCRIPTION                   | QTY |
|-----|---------|-------------------------------|-----|
| 1   | 92-412  | BRACKET - motor box           | 1   |
|     | 55-7172 | SCREW - bracket               | 2   |
|     | 55-8893 | FLATWASHER                    | 2   |
|     | 51-619  | WASHER - insulator            | 2   |
| 2   | 92-415  | GRILLE - fresh air            | 1   |
|     | 55-7172 | SCREW - grille                | 3   |
|     | 55-8893 | FLATWASHER                    | 3   |
|     | 51-619  | WASHER - insulator            | 3   |
| 3   | 92-416  | BRACKET - receptacle          | 1   |
|     | 55-7172 | SCREW - bracket               | 2   |
| 4   | 33-3264 | GASKET - receptacle (10 x 10) | 1   |
| 5   | 92-414  | HOUSING - motor               | 1   |
|     | 55-7404 | LOCKWASHER                    | 4   |
|     | 55-7033 | FLATWASHER                    | 4   |
|     | 55-7367 | NUT                           | 4   |
| 6   | 33-314  | GROMMET                       | 1   |
| 7   | 92-413  | BRACKET - mechanical stop     | 1   |
|     | 55-7862 | SCREW - bracket               | 4   |
|     | 203-393 | SEALER - thread               | A/R |
| 8   | 41-3674 | MOTOR - damper (24VDC)        | 1   |
| 9   | 41-2832 | CONNECTOR - plug (2 pin)      | 1   |
| 10  | 92-418  | LINKAGE                       | 1   |
| 11  | 92-417  | LINKAGE                       | 1   |
|     | 55-7027 | SCREW - linkage               | 2   |
|     | 55-8893 | WASHER                        | 4   |
|     | 55-7042 | NUT                           | 2   |
| 12  | 55-3537 | PIN - cotter                  | 2   |
| 13  | 55-9338 | WASHER - shoulder             | 1   |
| 14  | 92-419  | ROD - linkage                 | 1   |
| 15  | 11-4929 | BALL JOINT                    | 1   |
|     | 92-5521 | BALL JOINT                    | 1   |
| 16  | 55-9437 | RETAINER - pin                | 1   |
| 17  | 92-420  | VENT - air                    | 1   |
| 18  | 33-3265 | GASKET - air vent             | 1   |
| 19  | 92-411  | HINGE - plate                 | 1   |
| 20  | 91-8106 | PIN - hinge (w/ snap)         | 1   |
| 21  | 41-3583 | BOARD - interface (AFAM+)     | 1   |
| 22  | 41-3584 | CABLE - AFAM/AFAM+            | 1   |



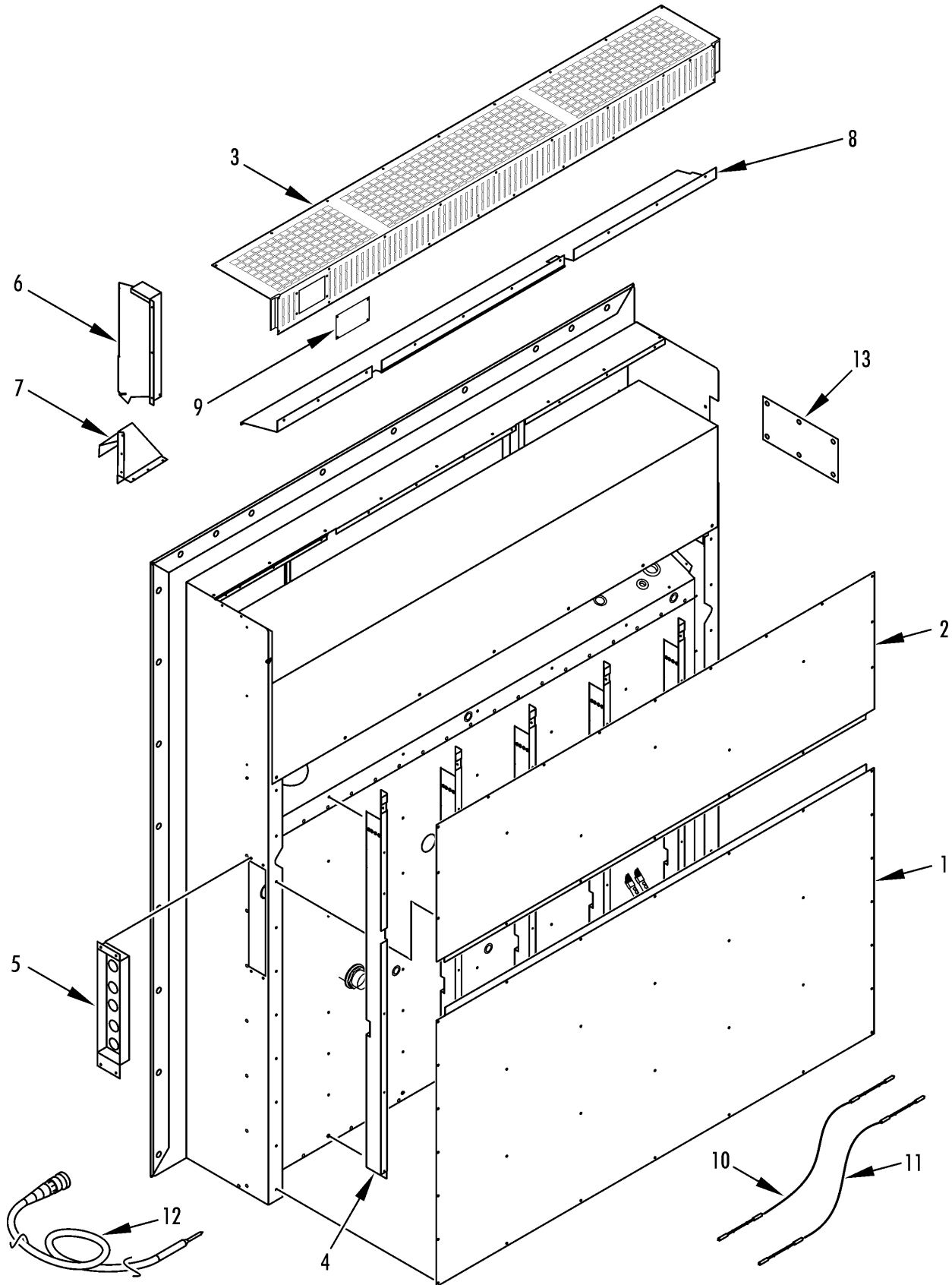
DOOR POSITION

CLOSED

| # | CMH |
|---|-----|
| 1 | 50  |
| 2 | 100 |
| 3 | 150 |
| 4 | 175 |
| 5 | 215 |
| 6 | 225 |

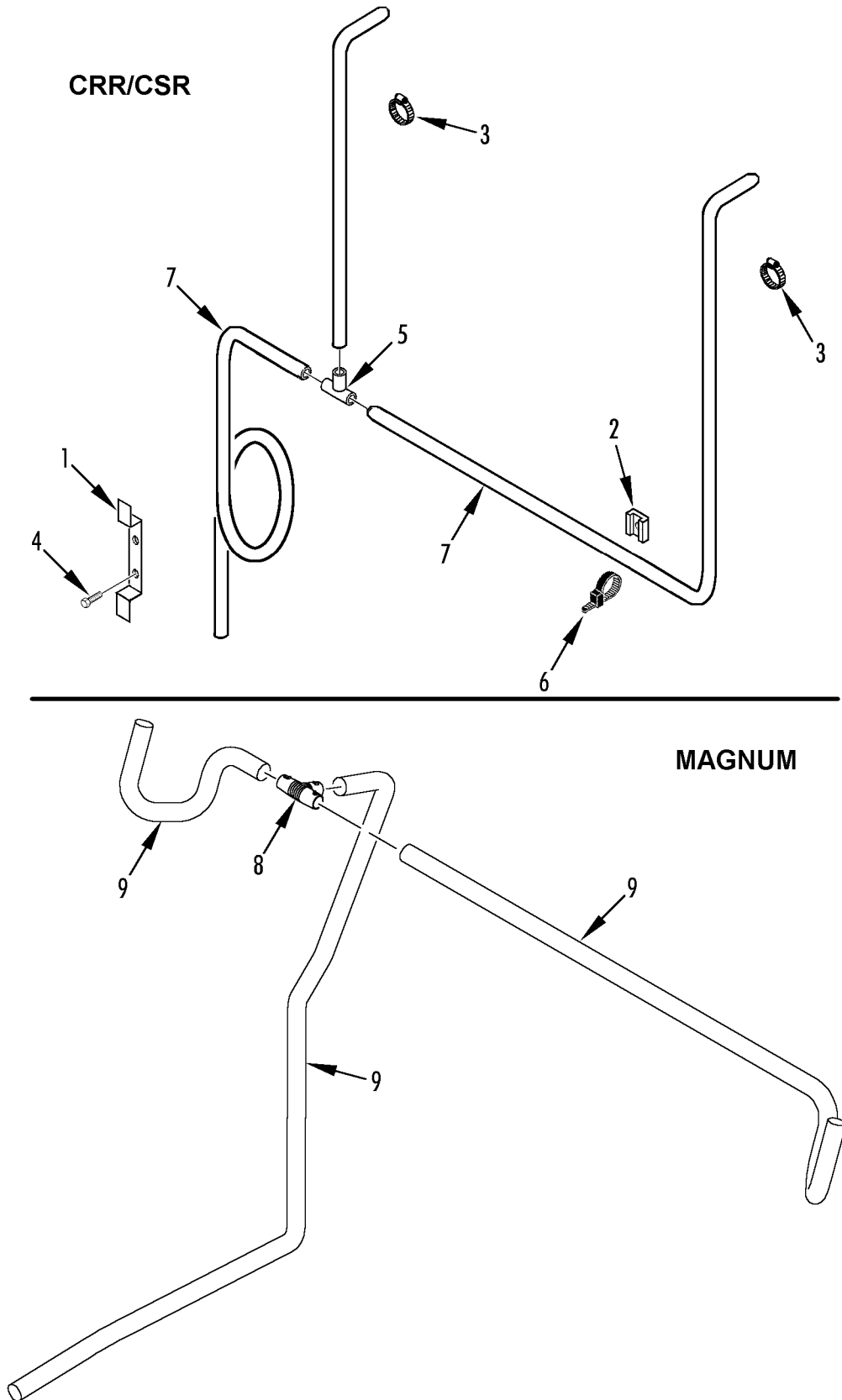


| REF | PART#   | DESCRIPTION                | QTY |
|-----|---------|----------------------------|-----|
| 1   | 92-5685 | BRACKET - air vent         | 1   |
|     | 55-6994 | SCREW - bracket            | 2   |
|     | 51-619  | WASHER - insulator         | 2   |
|     | 55-8893 | FLATWASHER                 | 2   |
| 2   | 33-3264 | GASKET                     | 1   |
| 3   | 92-5686 | BRACKET - rear             | 1   |
|     | 51-1445 | SCREW - bracket            | 2   |
|     | 51-1464 | FLATWASHER                 | 2   |
|     | 55-9054 | WASHER - insulator         | 2   |
| 4   | 51-1496 | PIN - clevis               | 2   |
| 5   | 77-2870 | BEARING                    | 4   |
| 6   | 55-2550 | PIN - cotter               | 2   |
| 7   | 41-7238 | ACTUATOR                   | 1   |
| 8   | 92-5687 | DOOR - AFAM                | 1   |
| 9   | 91-8106 | PIN - hinge                | 1   |
| 10  | 33-3265 | GASKET - air vent          | 1   |
| 11  | 92-416  | BRACKET - grille           | 1   |
|     | 51-1445 | SCREW - bracket            | 2   |
|     | 55-9054 | WASHER - insulator         | 2   |
|     | 51-1464 | FLATWASHER                 | 2   |
| 12  | 92-415  | GRILLE - fresh air         | 1   |
|     | 51-1422 | SCREW - grille             | 3   |
|     | 41-1441 | FLATWASHER                 | 3   |
|     | 51-619  | WASHER - insulator         | 3   |
| 13  | 41-3583 | BOARD - interface          | 1   |
| 14  | 41-3584 | CABLE - AFAM/AFAM+         | 1   |
| 15  | 92-5201 | LABEL - AFAM door position | 1   |



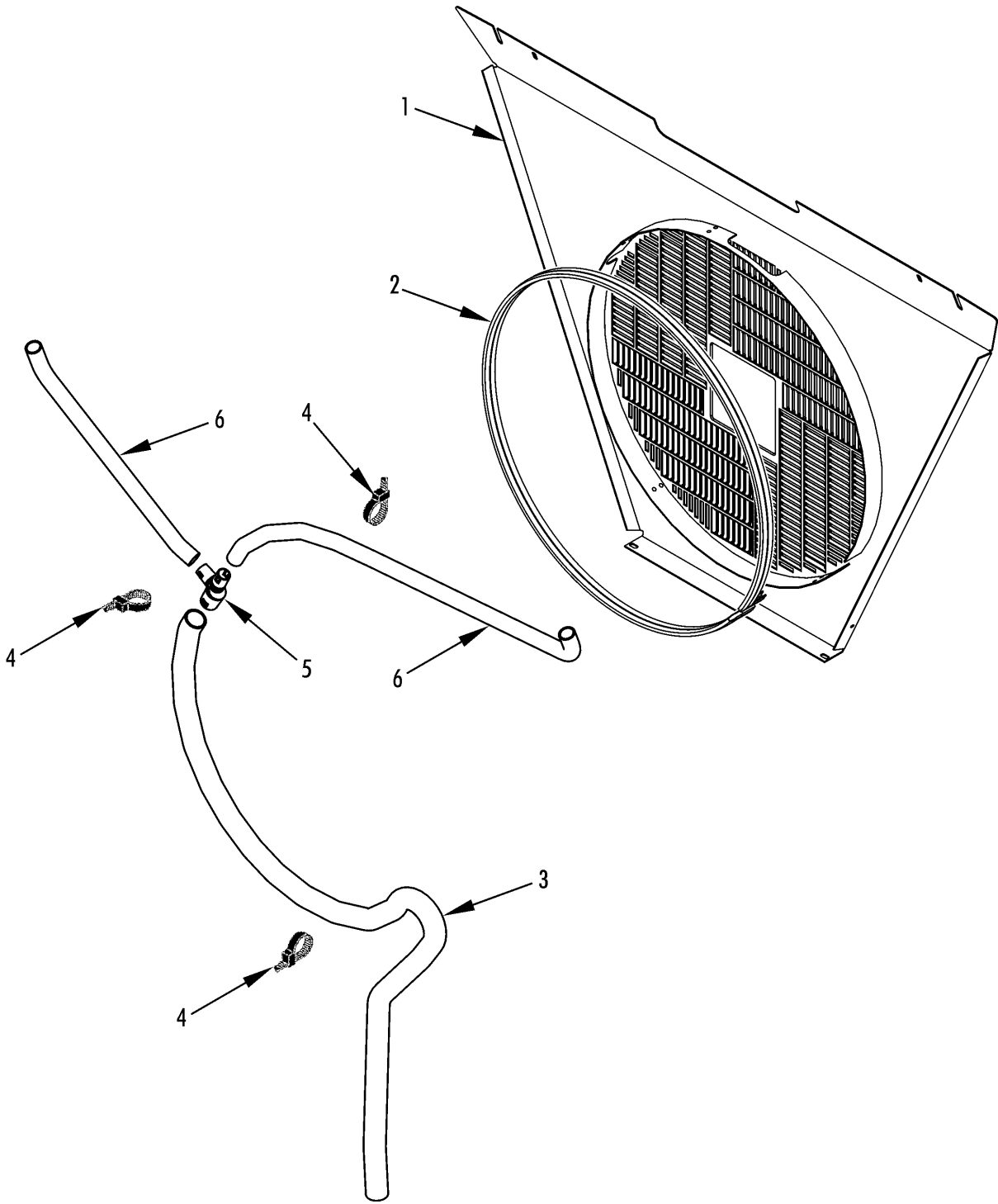


| REF | PART#   | DESCRIPTION                                 | QTY |
|-----|---------|---|-----|
| 1   | 98-5773 | PLATE - rear (bottom)                       | 1   |
| 2   | 98-5772 | PLATE - rear (top)                          | 1   |
|     | 51-336  | SCREW - plate                               | 23  |
|     | 55-9444 | WASHER - insulating                         | 23  |
|     | 55-3136 | RIVET - plate                               | 29  |
| 3   | 98-5774 | GRILLE - evaporator (MAGNUM)                | 1   |
|     | 98-5923 | GRILLE - evaporator (MAGNUM 924)            | 1   |
|     | 98-6556 | GRILLE - evaporator (MAGNUM 40-SL)          | 1   |
|     | 98-6565 | GRILLE - evaporator (MAGNUM 20)             | 1   |
|     | 55-3136 | RIVET - grille                              | 17  |
| 4   | 92-427  | CHANNEL - Z (100 mm deep)                   | 5   |
|     | 92-2774 | CHANNEL - Z (57 mm deep)                    | 5   |
|     | 91-9922 | CHANNEL - Z (MAGNUM 20)                     | 5   |
|     | 51-621  | RIVET - channel                             | 39  |
| 5   | NSS     | PANEL - USDA receptacle (see 157H2 & 189D7) | 1   |
| 6   | 92-2773 | CHANNEL - air (MAGNUM)                      | 1   |
|     | 91-9923 | CHANNEL - air (MAGNUM SL 40 & 20)           | 1   |
|     | 203-389 | SEALER - polyurethane (white)               | A/R |
|     | 55-8891 | SCREW - channel                             | 6   |
| 7   | 91-9330 | INLET - fresh air (MAGNUM)                  | 1   |
|     | 91-9924 | INLET - fresh air (MAGNUM SL 40 & 20)       | 1   |
|     | 55-9323 | RIVET - inlet                               | 10  |
|     | 203-389 | SEALER - polyurethane (white)               | A/R |
| 8   | 91-9331 | CHANNEL - fresh air                         | 1   |
|     | 55-9323 | RIVET - channel                             | 8   |
| 9   | 98-5775 | PLATE - cover (Transfresh)                  | 1   |
|     | 55-7713 | RIVET - plate                               | 4   |
| 10  | 41-2554 | CABLE - Transfresh (option 098150)          | 1   |
| 11  | 41-2555 | CABLE - Transfresh (option 098150)          | 1   |
| 12  | 41-5405 | SENSOR - PT100 (option 098106)              | 2   |
| 13  | 92-722  | PLATE - cover                               | 1   |
|     | 55-2262 | RIVET - plate                               | 6   |






| REF | PART#   | DESCRIPTION                 | QTY |
|-----|---------|-----------------------------|-----|
| 1   | 91-8244 | BRACKET - hose              | 1   |
| 2   | 99-3281 | MOUNT - cable tie           | 5   |
|     | 55-2260 | RIVET - mount               | 5   |
| 3   | 55-2686 | CLAMP - hose                | 2   |
| 4   | 55-8891 | SCREW - bracket             | 2   |
| 5   | 55-9208 | CONNECTOR - T (hose)        | 1   |
| 6   | 55-2330 | BANDWRAP                    | 6   |
| 7   | 11-8983 | HOSE - flex                 | 1   |
| 8   | 11-9575 | T-DRAIN                     | 1   |
|     | 11-9735 | T-DRAIN (after 9/03)        | 1   |
| 9   | 11-9576 | HOSE - flex (11/01 & after) | A/R |







| REF | PART#   | DESCRIPTION                              | QTY |
|-----|---------|--|-----|
| 1   | 98-5925 | GRILLE - condenser                       | 1   |
|     | 51-1445 | SCREW - grille                           | 4   |
|     | 51-1465 | FLATWASHER                               | 4   |
|     | 55-9054 | WASHER (nylon)                           | 4   |
| 2   | 33-3043 | GASKET - grille (extrusion)              | 1   |
| 3   | 11-9734 | HOSE - drain (29 mm id, cut as required) | A/R |
| 4   | 55-2330 | BANDWRAP                                 | A/R |
| 5   | 11-9735 | TEE - drain hose                         | 1   |
| 6   | 11-9576 | HOSE - drain (21 mm id, cut as required) | A/R |



1



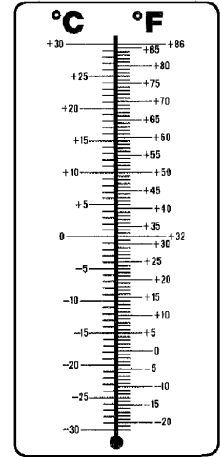
Ingersoll-Rand

2

**THERMO KING**

3

**WARNING**  
Hot Components  
Compressor discharge  
may be hot!



7

**R-404A**  
COMPRESSOR FILLED WITH ESTER OIL  
PART No.: 203-433

4

**WARNING**  
FANS START  
AUTOMATICALLY

5

**WARNING !**  
TURN POWER OFF  
BEFORE DISCONNECTING  
DATALOGGER OR  
CONTROLLER.

6

8

DATA DOWNLOAD PORT

USDA #1/ SPARE 1

USDA #2/ SPARE 2

USDA #3/ SPARE 3

PULP/ SPARE 5

**WARNING**  
CONSULT MAINTENANCE MANUAL FOR  
PRECAUTIONS BEFORE WELDING  
ON CONTAINER OR REFRIGERATION UNIT.

1. Disconnect all power to the refrigeration unit.
2. Disconnect all quick-disconnect wire harnesses.
3. Switch all of the electrical circuit breakers in the control box to the OFF position.
4. Weld unit and/or container per normal welding procedures. Keep ground return electrode as close to the area to be welded as practical. This will reduce the likelihood of stray welding currents passing through any electrical or electronic circuits.
5. When the welding operation is completed, the unit power cables, wiring and circuit breakers must be restored to their normal condition.

10

**TRANSFRESH  
DATA  
CONNECTOR  
A 3**

11

**TRANSFRESH  
SCRUBBER  
CONNECTOR  
A 5**

12

**WARNING** Make sure container is vented before entering, may contain low oxygen condition.

**WARNING** Vergewissern Sie sich, dass der Container vor dem Eintreten belüftet ist, um Sauerstoffmangel auszuschließen!

**ADVERTENCIA** Cerciórese de que el contenedor sea ventilado antes de entrar. Puede encontrarse en condiciones de poco oxígeno.

**주의** 들어가기 전에 컨테이너에 공기가 들어있는지 확인하십시오. 저산소 상태가 발생할 수 있습니다.

**警告** 入る前にコンテナに換気し、たかどきが確認して下さい。低酸素状態になるおそれません。

14

**WARNING**

Do Not Operate Scroll Compressor with Service or Receiver Tank Valves Closed. Compressor Damage Will Occur.

13

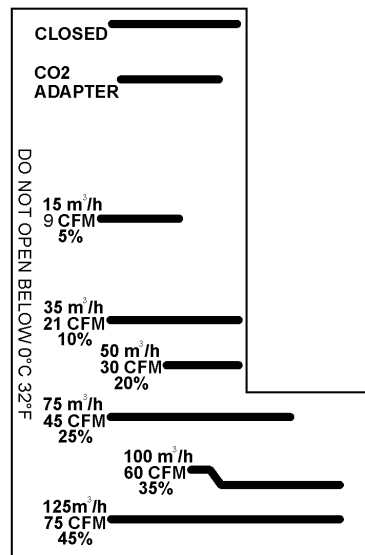
**DO NOT OPEN BELOW 0°C 32°F**

150 m<sup>3</sup>/h  
90 CFM  
55%

225 m<sup>3</sup>/h  
135 CFM  
80%

280 m<sup>3</sup>/h  
165 CFM  
100%

15



16

**DOOR POSITION**

CLOSED

1

2

3

4

5

6

| # | CMH | CFM |
|---|-----|-----|
| 1 | 35  | 21  |
| 2 | 75  | 45  |
| 3 | 125 | 75  |
| 4 | 150 | 90  |
| 5 | 225 | 135 |
| 6 | 280 | 165 |

17

**WARNING**

**HOT COMPONENTS**  
Compressor Discharge may be hot.

Do not operate compressor with service valves closed. Compressor damage will occur.

18



| REF | PART#   | DESCRIPTION                            | QTY |
|-----|---------|--|-----|
| 1   | 91-8475 | NAMEPLATE - TK (crest)                 | 1   |
| 2   | 92-4305 | NAMEPLATE - IR logo (red/black)        | 1   |
| 3   | 91-9778 | NAMEPLATE - Thermo King                | 1   |
| 4   | 91-8154 | NAMEPLATE - R404A                      | 1   |
| 5   | 91-8694 | NAMEPLATE - Warning, Fan Start         | 1   |
| 6   | 91-8695 | NAMEPLATE - Warning, Hot Components    | 1   |
| 7   | 91-5635 | NAMEPLATE - Temperature Conversion     | 1   |
| 8   | 91-9382 | NAMEPLATE - Warning                    | 1   |
| 9   | 92-243  | NAMEPLATE - USDA Connections           | 1   |
|     | 92-5392 | NAMEPLATE - USDA Connections           | 1   |
| 10  | 92-1218 | NAMEPLATE - Weld                       | 1   |
| 11  | 91-8697 | NAMEPLATE - Data A3                    | 1   |
| 12  | 91-8696 | NAMEPLATE - Scrubber A5                | 1   |
| 13  | 91-9596 | NAMEPLATE - Warning, Scroll Compressor | 1   |
| 14  | 92-2585 | NAMEPLATE - Warning, Low Oxygen        | 1   |
| 15  | 92-440  | NAMEPLATE - Air Vent Handle            | 1   |
| 16  | 91-9831 | NAMEPLATE - Air Vent Door              | 1   |
| 17  | 92-2586 | NAMEPLATE - AFAM Door Position         | 1   |
| 18  | 92-4724 | NAMEPLATE - Warning English            | 1   |

## INDEX NUMERICAL BY PART NUMBER

|          |                           |         |                       |          |                       |
|----------|---------------------------|---------|-----------------------|----------|-----------------------|
| 102-795  | <b>14, 18, 24, 28, 34</b> | 40-779  | <b>28</b>             | 41-4473  | <b>16, 20, 26, 34</b> |
| 104-691  | <b>8, 12, 34</b>          | 40-782  | <b>28, 34</b>         | 41-4527  | <b>40</b>             |
| 104-759  | <b>6, 34</b>              | 40-791  | <b>34</b>             | 41-4919  | <b>44</b>             |
| 11-4367  | <b>10</b>                 | 41-1441 | <b>90</b>             | 41-5103  | <b>14, 34</b>         |
| 11-4929  | <b>88</b>                 | 41-1976 | <b>34</b>             | 41-5104  | <b>42</b>             |
| 11-8983  | <b>94</b>                 | 41-1977 | <b>48</b>             | 41-5105  | <b>40</b>             |
| 11-9575  | <b>94</b>                 | 41-2216 | <b>54</b>             | 41-5309  | <b>42, 62</b>         |
| 11-9576  | <b>94, 96</b>             | 41-2218 | <b>54</b>             | 41-5405  | <b>64, 92</b>         |
| 11-9734  | <b>96</b>                 | 41-2405 | <b>66</b>             | 41-5416  | <b>68</b>             |
| 11-9735  | <b>94, 96</b>             | 41-2406 | <b>38, 46, 66, 68</b> | 41-5460  | <b>20, 24</b>         |
| 203-180  | <b>52, 54, 56</b>         | 41-2554 | <b>92</b>             | 41-5666  | <b>84</b>             |
| 203-219  | <b>52, 56</b>             | 41-2555 | <b>92</b>             | 41-6150  | <b>22, 26, 36</b>     |
| 203-252  | <b>52, 56</b>             | 41-2583 | <b>38</b>             | 41-6151  | <b>22, 26, 36</b>     |
| 203-385  | <b>30</b>                 | 41-2832 | <b>38, 88</b>         | 41-7238  | <b>90</b>             |
| 203-389  | <b>92</b>                 | 41-2835 | <b>44</b>             | 41-7587  | <b>38</b>             |
| 203-393  | <b>28, 30, 88</b>         | 41-2838 | <b>34</b>             | 41-8065  | <b>46</b>             |
| 203-454  | <b>18</b>                 | 41-2853 | <b>64</b>             | 41-8188  | <b>66, 68</b>         |
| 203-506  | <b>44</b>                 | 41-2953 | <b>6, 34</b>          | 41-9220  | <b>36</b>             |
| 203-509  | <b>40</b>                 | 41-3083 | <b>48</b>             | 41-9490  | <b>10</b>             |
| 203-516  | <b>28</b>                 | 41-3301 | <b>14, 34</b>         | 44-2339  | <b>54</b>             |
| 203-546  | <b>60</b>                 | 41-3317 | <b>42</b>             | 44-2966  | <b>54</b>             |
| 204-1109 | <b>46</b>                 | 41-3335 | <b>40, 44</b>         | 44-3828  | <b>48</b>             |
| 204-918  | <b>46</b>                 | 41-3336 | <b>64</b>             | 44-4051  | <b>34</b>             |
| 204-974  | <b>46</b>                 | 41-3401 | <b>34</b>             | 44-5133  | <b>48</b>             |
| 204-975  | <b>46</b>                 | 41-3402 | <b>38, 66, 68</b>     | 44-5644  | <b>54</b>             |
| 304-2772 | <b>66</b>                 | 41-3409 | <b>10</b>             | 44-6381  | <b>40</b>             |
| 309-3066 | <b>40</b>                 | 41-3429 | <b>48</b>             | 44-6777  | <b>44</b>             |
| 33-2482  | <b>48</b>                 | 41-3430 | <b>38</b>             | 44-7782  | <b>56</b>             |
| 33-2805  | <b>28</b>                 | 41-3583 | <b>88, 90</b>         | 44-9359  | <b>40</b>             |
| 33-2944  | <b>82, 84</b>             | 41-3584 | <b>88, 90</b>         | 44-9417  | <b>46</b>             |
| 33-2946  | <b>8, 12</b>              | 41-3585 | <b>64, 66</b>         | 44-9418  | <b>46</b>             |
| 33-2950  | <b>6</b>                  | 41-3586 | <b>64</b>             | 44-9780  | <b>56</b>             |
| 33-2951  | <b>28</b>                 | 41-3587 | <b>64, 68</b>         | 44-9781  | <b>56</b>             |
| 33-2962  | <b>54</b>                 | 41-3588 | <b>46, 64, 66, 68</b> | 44-9891  | <b>34</b>             |
| 33-2967  | <b>86</b>                 | 41-3593 | <b>34</b>             | 45-1830  | <b>50, 54</b>         |
| 33-2979  | <b>28</b>                 | 41-3595 | <b>38</b>             | 45-1831  | <b>50, 56</b>         |
| 33-2983  | <b>72, 76, 78</b>         | 41-3596 | <b>38</b>             | 45-1832  | <b>50, 56</b>         |
| 33-3007  | <b>14, 18, 30</b>         | 41-3597 | <b>38</b>             | 45-1859  | <b>48</b>             |
| 33-3008  | <b>50</b>                 | 41-3598 | <b>38</b>             | 45-1898  | <b>44</b>             |
| 33-3043  | <b>70, 78, 96</b>         | 41-3599 | <b>38</b>             | 45-1927  | <b>34</b>             |
| 33-3044  | <b>8</b>                  | 41-3602 | <b>44</b>             | 45-1992  | <b>34</b>             |
| 33-314   | <b>88</b>                 | 41-3603 | <b>44</b>             | 45-2009  | <b>44</b>             |
| 33-3212  | <b>32</b>                 | 41-3604 | <b>42</b>             | 45-2010  | <b>38</b>             |
| 33-3214  | <b>86</b>                 | 41-3605 | <b>42</b>             | 45-2012  | <b>58</b>             |
| 33-3215  | <b>8, 12, 40</b>          | 41-3606 | <b>62</b>             | 45-2318  | <b>58</b>             |
| 33-3264  | <b>88, 90</b>             | 41-3607 | <b>62</b>             | 45-237   | <b>34</b>             |
| 33-3265  | <b>88, 90</b>             | 41-3608 | <b>38</b>             | 504-970  | <b>38</b>             |
| 33-367   | <b>6, 8, 12, 58</b>       | 41-3674 | <b>88</b>             | 505-390  | <b>56</b>             |
| 33-3837  | <b>40</b>                 | 41-3685 | <b>8, 34</b>          | 506-364  | <b>14, 18, 30</b>     |
| 33-3838  | <b>10, 12, 40</b>         | 41-3686 | <b>38</b>             | 509-1654 | <b>70, 74</b>         |
| 33-3912  | <b>18, 24</b>             | 41-3687 | <b>40</b>             | 509-753  | <b>84</b>             |
| 33-3968  | <b>76</b>                 | 41-3688 | <b>40</b>             | 509-755  | <b>74</b>             |
| 33-3969  | <b>72, 78</b>             | 41-3703 | <b>40</b>             | 509-937  | <b>70, 76</b>         |
| 33-4255  | <b>82, 84</b>             | 41-3851 | <b>38</b>             | 51-1211  | <b>84</b>             |
| 33-451   | <b>50</b>                 | 41-4002 | <b>12, 34</b>         | 51-1418  | <b>44</b>             |
| 33-566   | <b>16, 20, 26</b>         | 41-4004 | <b>28, 34</b>         | 51-1419  | <b>44</b>             |
| 33-727   | <b>28</b>                 | 41-4018 | <b>8</b>              | 51-1420  | <b>44</b>             |
| 33-768   | <b>32</b>                 | 41-4142 | <b>44</b>             | 51-1421  | <b>42</b>             |
| 40-776   | <b>28, 36</b>             | 41-4382 | <b>56</b>             | 51-1422  | <b>90</b>             |

## INDEX NUMERICAL BY PART NUMBER

|         |                               |         |  |         |  |
|---------|-------------------------------|---------|--|---------|--|
| 51-1423 | <b>38, 42</b>                 | 55-2988 | <b>38, 50, 58</b>                                | 55-8382 | <b>32</b>  |
| 51-1424 | <b>38</b>                     | 55-2995 | <b>48</b>  | 55-8464 | <b>18</b>  |
| 51-1425 | <b>24, 42, 70, 78</b>         | 55-302  | <b>14</b>  | 55-8720 | <b>50</b>  |
| 51-1426 | <b>82</b>                     | 55-3065 | <b>76</b>  | 55-8805 | <b>12</b>  |
| 51-1427 | <b>6, 82, 84</b>              | 55-3101 | <b>70</b>  | 55-8872 | <b>12</b>  |
| 51-1428 | <b>82</b>                     | 55-3136 | <b>92</b>  | 55-8877 | <b>8, 74, 84, 86</b>                                     |
| 51-1429 | <b>6, 8, 28, 30, 82, 84</b>   | 55-3251 | <b>14, 18, 24</b>                                | 55-8886 | <b>86</b>  |
| 51-1430 | <b>30, 78, 82, 84</b>         | 55-3272 | <b>38, 64, 66</b>                                | 55-8888 | <b>86</b>  |
| 51-1431 | <b>82, 84</b>                 | 55-3364 | <b>28</b>  | 55-8891 | <b>8, 12, 48, 92, 94</b>                                 |
| 51-1432 | <b>28</b>                     | 55-3537 | <b>88</b>  | 55-8893 | <b>14, 18, 30, 40, 70, 82, 84, 88, 90</b>                |
| 51-1433 | <b>28</b>                     | 55-4390 | <b>14, 18, 24</b>                                | 55-8903 | <b>12</b>  |
| 51-1434 | <b>28</b>                     | 55-5257 | <b>38</b>  | 55-8904 | <b>12, 74</b>  |
| 51-1435 | <b>28</b>                     | 55-5900 | <b>6, 8, 38</b>                                  | 55-8907 | <b>12</b>  |
| 51-1436 | <b>28</b>                     | 55-5919 | <b>48</b>  | 55-8908 | <b>12</b>  |
| 51-1437 | <b>28</b>                     | 55-6388 | <b>16, 20, 24</b>                                | 55-8915 | <b>16, 20</b>  |
| 51-1438 | <b>28</b>                     | 55-6695 | <b>74</b>  | 55-8919 | <b>44</b>  |
| 51-1439 | <b>24</b>                     | 55-6730 | <b>18, 30</b>                                    | 55-8933 | <b>74, 82</b>  |
| 51-1440 | <b>24</b>                     | 55-6988 | <b>12, 16, 50, 58, 72, 74, 76</b>                | 55-8950 | <b>14, 20, 24</b>  |
| 51-1441 | <b>24, 34</b>                 | 55-6993 | <b>8, 12, 16, 72, 74, 76</b>                     | 55-8951 | <b>14, 20, 24</b>  |
| 51-1442 | <b>6, 26, 70, 78</b>          | 55-6994 | <b>14, 40, 74, 84, 90</b>                        | 55-8953 | <b>50, 58, 74</b>  |
| 51-1443 | <b>6, 8, 78</b>               | 55-6995 | <b>40, 48, 50, 74</b>                            | 55-8955 | <b>54</b>  |
| 51-1444 | <b>6, 8, 78</b>               | 55-6996 | <b>50</b>  | 55-8986 | <b>12</b>  |
| 51-1445 | <b>34, 70, 78, 90, 96</b>     | 55-7027 | <b>16, 88</b>                                    | 55-8993 | <b>16</b>  |
| 51-1446 | <b>34</b>                     | 55-7029 | <b>16</b>  | 55-8994 | <b>28</b>  |
| 51-1447 | <b>34</b>                     | 55-7033 | <b>40, 50, 52, 58, 88</b>                        | 55-8995 | <b>28</b>  |
| 51-1448 | <b>68, 72, 80</b>             | 55-7034 | <b>40, 50, 58</b>                                | 55-9002 | <b>58</b>  |
| 51-1458 | <b>84</b>                     | 55-7035 | <b>8, 14, 30, 74</b>                             | 55-9012 | <b>28</b>  |
| 51-1459 | <b>70, 78</b>                 | 55-7036 | <b>58</b>  | 55-9013 | <b>28</b>  |
| 51-1460 | <b>70, 72, 78</b>             | 55-7042 | <b>14, 18, 20, 38, 40, 48, 88</b>                | 55-9027 | <b>16, 18</b>  |
| 51-1462 | <b>30</b>                     | 55-7066 | <b>8, 12</b>                                     | 55-9054 | <b>6, 14, 18, 26, 34, 40, 58, 70, 74, 78, 82, 90, 96</b> |
| 51-1464 | <b>26, 42, 70, 78, 90</b>     | 55-7075 | <b>8, 12, 14, 16, 18, 20, 48, 58, 82, 84, 86</b> | 55-9086 | <b>32</b>  |
| 51-1465 | <b>96</b>                     |         |  | 55-9162 | <b>8</b>   |
| 51-1467 | <b>30, 72, 78</b>             | 55-7085 | <b>8, 48, 72, 76, 86</b>                         | 55-9164 | <b>48</b>  |
| 51-1470 | <b>44</b>                     | 55-7089 | <b>76</b>  | 55-9166 | <b>38, 42, 76</b>  |
| 51-1474 | <b>82</b>                     | 55-7169 | <b>40, 50, 52</b>                                | 55-9168 | <b>74, 82, 84, 86</b>                                    |
| 51-1496 | <b>90</b>                     | 55-7170 | <b>48, 58</b>                                    | 55-9173 | <b>76</b>  |
| 51-2033 | <b>28</b>                     | 55-7172 | <b>8, 12, 38, 48, 50, 58, 82, 84, 86, 88</b>     | 55-9208 | <b>94</b>  |
| 51-270  | <b>12, 36</b>                 |         |  | 55-9211 | <b>64</b>  |
| 51-273  | <b>18</b>                     | 55-7339 | <b>8, 12, 70, 74, 78, 82, 84</b>                 | 55-9217 | <b>8, 12</b>   |
| 51-336  | <b>34, 38, 92</b>             | 55-7340 | <b>50, 58</b>                                    | 55-9312 | <b>74</b>  |
| 51-358  | <b>28</b>                     | 55-7341 | <b>48, 50, 58, 70, 74, 78</b>                    | 55-9313 | <b>74</b>  |
| 51-618  | <b>38</b>                     | 55-7342 | <b>8, 12, 48, 86</b>                             | 55-9322 | <b>62, 64, 66, 68</b>                                    |
| 51-619  | <b>40, 42, 70, 82, 88, 90</b> | 55-7344 | <b>48</b>  | 55-9323 | <b>62, 68, 92</b>  |
| 51-620  | <b>74</b>                     | 55-7347 | <b>18</b>  | 55-9338 | <b>88</b>  |
| 51-621  | <b>92</b>                     | 55-7349 | <b>86</b>  | 55-9346 | <b>38</b>  |
| 51-801  | <b>70</b>                     | 55-7354 | <b>50, 58, 70, 74</b>                            | 55-9380 | <b>74</b>  |
| 55-1827 | <b>30</b>                     | 55-7357 | <b>48</b>  | 55-9392 | <b>44</b>  |
| 55-2001 | <b>48</b>                     | 55-7367 | <b>88</b>  | 55-9393 | <b>44</b>  |
| 55-2074 | <b>38</b>                     | 55-7370 | <b>42</b>  | 55-9395 | <b>44</b>  |
| 55-2260 | <b>94</b>                     | 55-7372 | <b>18, 20</b>                                    | 55-9396 | <b>42</b>  |
| 55-2262 | <b>92</b>                     | 55-7391 | <b>76</b>  | 55-9402 | <b>66</b>  |
| 55-2296 | <b>16, 22, 24</b>             | 55-7404 | <b>50, 52, 58, 60, 88</b>                        | 55-9437 | <b>88</b>  |
| 55-2324 | <b>12</b>                     | 55-7464 | <b>50</b>  | 55-9442 | <b>84</b>  |
| 55-2330 | <b>94, 96</b>                 | 55-7713 | <b>92</b>  | 55-9444 | <b>38, 44, 50, 58, 92</b>                                |
| 55-2550 | <b>90</b>                     | 55-7825 | <b>86</b>  | 55-9541 | <b>16, 72, 74, 76, 78, 82, 84</b>                        |
| 55-2636 | <b>48</b>                     | 55-7830 | <b>32</b>  | 55-9759 | <b>20, 40</b>  |
| 55-2686 | <b>94</b>                     | 55-7862 | <b>88</b>  | 55-9912 | <b>18</b>  |
| 55-2864 | <b>74</b>                     | 55-7864 | <b>32</b>  |         |  |
| 55-2964 | <b>48</b>                     | 55-8316 | <b>14, 18, 20</b>                                |         |  |

## INDEX NUMERICAL BY PART NUMBER

|         |                       |          |                       |         |                   |
|---------|-----------------------|----------|-----------------------|---------|-------------------|
| 60-285  | <b>6, 14, 18, 24</b>  | 66-7543  | <b>24, 30</b>         | 91-8154 | <b>98</b>         |
| 61-1305 | <b>24, 30</b>         | 66-7812  | <b>14, 18, 28</b>     | 91-8195 | <b>70, 74</b>     |
| 61-154  | <b>32</b>             | 66-8054  | <b>16, 20, 26, 28</b> | 91-8199 | <b>70, 74</b>     |
| 61-175  | <b>14</b>             | 66-874   | <b>16, 20</b>         | 91-8217 | <b>54</b>         |
| 61-1839 | <b>16</b>             | 66-8811  | <b>14, 18, 30</b>     | 91-8244 | <b>94</b>         |
| 61-1840 | <b>16</b>             | 66-9181  | <b>14</b>             | 91-8252 | <b>82</b>         |
| 61-1843 | <b>14</b>             | 66-9194  | <b>32</b>             | 91-8256 | <b>70, 74</b>     |
| 61-1844 | <b>14</b>             | 66-9447  | <b>24, 30</b>         | 91-8466 | <b>8, 12</b>      |
| 61-1845 | <b>14</b>             | 66-9842  | <b>28</b>             | 91-8467 | <b>34</b>         |
| 61-1846 | <b>14</b>             | 66-9906  | <b>14, 20, 24</b>     | 91-8474 | <b>70, 74, 78</b> |
| 61-1847 | <b>14, 20, 24</b>     | 67-1575  | <b>24, 30</b>         | 91-8475 | <b>72, 78, 98</b> |
| 61-1848 | <b>14, 18</b>         | 67-1889  | <b>14, 18, 24</b>     | 91-8629 | <b>34</b>         |
| 61-1849 | <b>14</b>             | 67-1890  | <b>14</b>             | 91-8634 | <b>34</b>         |
| 61-1850 | <b>16</b>             | 67-1921  | <b>16, 22, 26</b>     | 91-8663 | <b>82, 84</b>     |
| 61-1852 | <b>14</b>             | 67-1922  | <b>12, 16, 22, 26</b> | 91-8694 | <b>98</b>         |
| 61-1853 | <b>14</b>             | 67-1923  | <b>16, 22, 24</b>     | 91-8695 | <b>98</b>         |
| 61-2048 | <b>16, 20, 24</b>     | 67-1991  | <b>18</b>             | 91-8696 | <b>98</b>         |
| 61-2049 | <b>16, 20, 24</b>     | 77-1401  | <b>6, 8, 12, 34</b>   | 91-8697 | <b>98</b>         |
| 61-2050 | <b>16, 20, 24</b>     | 77-1498  | <b>6, 8, 12, 34</b>   | 91-8705 | <b>50, 58</b>     |
| 61-2051 | <b>16, 22, 24</b>     | 77-2467  | <b>82</b>             | 91-8707 | <b>50, 58</b>     |
| 61-2052 | <b>16</b>             | 77-2870  | <b>90</b>             | 91-8708 | <b>50, 58</b>     |
| 61-2053 | <b>16</b>             | 78-1117  | <b>8</b>              | 91-8709 | <b>50, 58</b>     |
| 61-2054 | <b>16</b>             | 78-1167  | <b>6</b>              | 91-8725 | <b>50, 58</b>     |
| 61-2057 | <b>16, 20, 26, 36</b> | 78-1196  | <b>12</b>             | 91-8726 | <b>52, 58</b>     |
| 61-2058 | <b>16</b>             | 78-1349  | <b>8</b>              | 91-8728 | <b>72, 76, 78</b> |
| 61-2117 | <b>16</b>             | 78-1524  | <b>8</b>              | 91-9021 | <b>28</b>         |
| 61-2118 | <b>28</b>             | 845-2009 | <b>44</b>             | 91-9039 | <b>70, 76</b>     |
| 61-2119 | <b>28</b>             | 845-2010 | <b>38</b>             | 91-9040 | <b>70, 74</b>     |
| 61-2162 | <b>16, 18, 24</b>     | 91-1779  | <b>16</b>             | 91-9041 | <b>70, 74</b>     |
| 61-2238 | <b>18</b>             | 91-1800  | <b>20</b>             | 91-9048 | <b>82, 84</b>     |
| 61-2271 | <b>72, 80</b>         | 91-2205  | <b>54</b>             | 91-9272 | <b>38</b>         |
| 61-2464 | <b>20, 26</b>         | 91-2209  | <b>54</b>             | 91-9328 | <b>8, 12</b>      |
| 61-2465 | <b>20, 26</b>         | 91-3238  | <b>48</b>             | 91-9330 | <b>92</b>         |
| 61-2466 | <b>20, 26</b>         | 91-4218  | <b>50</b>             | 91-9331 | <b>92</b>         |
| 61-2467 | <b>18, 24</b>         | 91-4219  | <b>50</b>             | 91-9380 | <b>44</b>         |
| 61-2468 | <b>20, 24</b>         | 91-4220  | <b>52</b>             | 91-9381 | <b>44</b>         |
| 61-2469 | <b>20, 24</b>         | 91-4380  | <b>56</b>             | 91-9382 | <b>44, 98</b>     |
| 61-2470 | <b>20, 24</b>         | 91-4774  | <b>16</b>             | 91-9508 | <b>48</b>         |
| 61-2471 | <b>18, 24</b>         | 91-5005  | <b>50, 58</b>         | 91-9511 | <b>76</b>         |
| 61-2472 | <b>18, 24</b>         | 91-5006  | <b>50, 58</b>         | 91-9596 | <b>98</b>         |
| 61-2473 | <b>18</b>             | 91-5007  | <b>50, 58</b>         | 91-9754 | <b>72, 76, 80</b> |
| 61-2474 | <b>20, 24</b>         | 91-5635  | <b>98</b>             | 91-9778 | <b>98</b>         |
| 61-2475 | <b>18</b>             | 91-6560  | <b>74</b>             | 91-9831 | <b>98</b>         |
| 61-2476 | <b>20</b>             | 91-6627  | <b>30</b>             | 91-9833 | <b>38</b>         |
| 61-2477 | <b>18, 24</b>         | 91-6628  | <b>30</b>             | 91-9834 | <b>64, 66</b>     |
| 61-2569 | <b>18</b>             | 91-6988  | <b>48</b>             | 91-9914 | <b>42</b>         |
| 61-3502 | <b>20, 26</b>         | 91-758   | <b>18</b>             | 91-9915 | <b>42</b>         |
| 61-3503 | <b>24</b>             | 91-759   | <b>16, 30</b>         | 91-9922 | <b>92</b>         |
| 61-3504 | <b>24, 30</b>         | 91-8100  | <b>82, 84</b>         | 91-9923 | <b>92</b>         |
| 61-3508 | <b>26</b>             | 91-8102  | <b>82, 84</b>         | 91-9924 | <b>92</b>         |
| 61-3525 | <b>24, 30</b>         | 91-8103  | <b>82, 84, 86</b>     | 91-9949 | <b>72, 80</b>     |
| 61-3542 | <b>24, 30</b>         | 91-8104  | <b>82, 84</b>         | 91-9950 | <b>72, 80</b>     |
| 61-443  | <b>16, 20, 24</b>     | 91-8105  | <b>82</b>             | 91-9951 | <b>72, 80</b>     |
| 61-786  | <b>14, 18, 24</b>     | 91-8106  | <b>82, 84, 88, 90</b> | 92-1218 | <b>98</b>         |
| 66-4788 | <b>30</b>             | 91-8107  | <b>82</b>             | 92-206  | <b>62, 64</b>     |
| 66-6607 | <b>16, 20, 28</b>     | 91-8108  | <b>70, 74, 78</b>     | 92-219  | <b>32</b>         |
| 66-6610 | <b>28, 30</b>         | 91-8134  | <b>70, 74</b>         | 92-2228 | <b>20, 24</b>     |
| 66-7182 | <b>14, 18, 28, 30</b> | 91-8140  | <b>34</b>             | 92-2229 | <b>18</b>         |
| 66-7183 | <b>16, 20, 28</b>     | 91-8142  | <b>34</b>             | 92-2332 | <b>8</b>          |

## INDEX NUMERICAL BY PART NUMBER

|         |                   |         |                       |
|---------|-------------------|---------|-----------------------|
| 92-234  | <b>34</b>         | 92-5685 | <b>90</b>             |
| 92-235  | <b>34</b>         | 92-5686 | <b>90</b>             |
| 92-236  | <b>38</b>         | 92-5687 | <b>90</b>             |
| 92-237  | <b>38</b>         | 92-722  | <b>92</b>             |
| 92-238  | <b>38</b>         | 92-860  | <b>38</b>             |
| 92-239  | <b>38</b>         | 92-891  | <b>72, 74, 78</b>     |
| 92-240  | <b>86</b>         | 98-5454 | <b>40</b>             |
| 92-241  | <b>86</b>         | 98-5772 | <b>92</b>             |
| 92-242  | <b>86</b>         | 98-5773 | <b>92</b>             |
| 92-243  | <b>66, 68, 98</b> | 98-5774 | <b>92</b>             |
| 92-2585 | <b>98</b>         | 98-5775 | <b>92</b>             |
| 92-2586 | <b>98</b>         | 98-5923 | <b>92</b>             |
| 92-2587 | <b>10</b>         | 98-5925 | <b>70, 74, 78, 96</b> |
| 92-2588 | <b>14</b>         | 98-6236 | <b>70, 78</b>         |
| 92-2589 | <b>14</b>         | 98-6518 | <b>70</b>             |
| 92-2773 | <b>92</b>         | 98-6556 | <b>92</b>             |
| 92-2774 | <b>92</b>         | 98-6560 | <b>70, 78</b>         |
| 92-2775 | <b>8</b>          | 98-6562 | <b>8</b>              |
| 92-2777 | <b>34</b>         | 98-6563 | <b>76</b>             |
| 92-2778 | <b>12</b>         | 98-6564 | <b>12</b>             |
| 92-2779 | <b>8</b>          | 98-6565 | <b>92</b>             |
| 92-2790 | <b>12</b>         | 98-6566 | <b>8</b>              |
| 92-2791 | <b>12</b>         | 98-6771 | <b>72, 78</b>         |
| 92-2995 | <b>74</b>         | 98-6784 | <b>44</b>             |
| 92-3391 | <b>20, 26</b>     | 98-7410 | <b>72, 78</b>         |
| 92-3445 | <b>42</b>         | 98-7418 | <b>72, 78</b>         |
| 92-3446 | <b>44</b>         | 98-7424 | <b>72, 78</b>         |
| 92-3547 | <b>18</b>         | 98-7430 | <b>70</b>             |
| 92-3548 | <b>20</b>         | 98-7446 | <b>72, 78</b>         |
| 92-3549 | <b>20</b>         | 98-7691 | <b>78</b>             |
| 92-3550 | <b>20</b>         | 98-7984 | <b>50, 58</b>         |
| 92-3551 | <b>20</b>         | 99-3281 | <b>94</b>             |
| 92-3552 | <b>20</b>         | 99-3685 | <b>38, 46, 66, 68</b> |
| 92-3553 | <b>20</b>         | 99-4931 | <b>8</b>              |
| 92-3554 | <b>44</b>         | 99-7230 | <b>50, 58</b>         |
| 92-411  | <b>82, 84, 88</b> | 99-7849 | <b>58</b>             |
| 92-412  | <b>88</b>         |         |                       |
| 92-413  | <b>88</b>         |         |                       |
| 92-414  | <b>88</b>         |         |                       |
| 92-415  | <b>88, 90</b>     |         |                       |
| 92-416  | <b>88, 90</b>     |         |                       |
| 92-417  | <b>88</b>         |         |                       |
| 92-418  | <b>88</b>         |         |                       |
| 92-419  | <b>88</b>         |         |                       |
| 92-420  | <b>88</b>         |         |                       |
| 92-425  | <b>8</b>          |         |                       |
| 92-427  | <b>92</b>         |         |                       |
| 92-428  | <b>66, 68</b>     |         |                       |
| 92-4305 | <b>98</b>         |         |                       |
| 92-440  | <b>82, 84, 98</b> |         |                       |
| 92-456  | <b>8</b>          |         |                       |
| 92-458  | <b>8</b>          |         |                       |
| 92-4724 | <b>98</b>         |         |                       |
| 92-5201 | <b>90</b>         |         |                       |
| 92-5392 | <b>98</b>         |         |                       |
| 92-5520 | <b>38</b>         |         |                       |
| 92-5521 | <b>88</b>         |         |                       |
| 92-5547 | <b>58</b>         |         |                       |
| 92-5660 | <b>34</b>         |         |                       |

## INDEX ALPHABETICAL BY DESCRIPTION

### A

ACTUATOR **90**  
 ADAPTER **16, 20, 26**  
 ADAPTER - 9-pin D PC connector to PC card **46**  
 ADAPTER - 9-pin D PC connector to USB **46**  
 ADAPTER - compressor **16, 18, 24**  
 ADAPTER - high side **28**  
 ADAPTER - hose **82, 84**  
 ADAPTER - push-on **44**  
 ARM - pen lift **56**

### B

BALL JOINT **88**  
 BANDWRAP **94, 96**  
 BARB - hose adapter **86**  
 BATTERY **40**  
 BATTERY - lithium **44**  
 BEARING **90**  
 BEARING - opposite end **6, 8, 12, 34**  
 BEARING - shaft end **6, 8, 12, 34**  
 BEARING - slide **82, 86**  
 BLOCK - coil **8, 12**  
 BLOCK - terminal **38, 40**  
 BOARD - interface **88, 90**  
 BOARD - relay **38**  
 BOOT - switch **38**  
 BOX - control **34, 40**  
 BOX - recorder **50, 58**  
 BRACKET **38**  
 BRACKET - air vent **90**  
 BRACKET - air vent handle **82, 84**  
 BRACKET - battery **38**  
 BRACKET - cable **48**  
 BRACKET - cable restraint **48**  
 BRACKET - diagram **38**  
 BRACKET - exchanger **14**  
 BRACKET - frame **70, 74, 78**  
 BRACKET - grille **90**  
 BRACKET - handle **82, 84**  
 BRACKET - heat exchanger **20, 26**  
 BRACKET - heater **34**  
 BRACKET - hose **94**  
 BRACKET - latch **50, 58**  
 BRACKET - mechanical stop **88**  
 BRACKET - motor **8, 12**  
 BRACKET - motor box **88**  
 BRACKET - motor mount **12**  
 BRACKET - power cable **34**  
 BRACKET - rear **90**  
 BRACKET - receptacle **88**  
 BRACKET - safety hook **72, 74, 78**  
 BRACKET - sensor **8**  
 BREAKER - circuit **42**  
 BUSHING - plug **48**

### C

CABLE - AFAM/AFAM+ **88, 90**

CABLE - battery **40**  
 CABLE - compressor **34**  
 CABLE - connecting **44**  
 CABLE - data **46**  
 CABLE - data download **46**  
 CABLE - power **34, 48**  
 CABLE - retriever plug **38**  
 CABLE - Transfresh **92**  
 CABLE & PLUG - retriever **64, 66, 68**  
 CAP - charge port **16, 20**  
 CAP - dust **46, 66, 68**  
 CAP - dust cover **30**  
 CAP - fitting **14, 18, 28, 30**  
 CAP - plug **38, 62, 64**  
 CAP - receptacle **64**  
 CAP - screw **8, 12**  
 CHAIN - cap **38, 46, 66, 68**  
 CHANNEL - air **92**  
 CHANNEL - fresh air **92**  
 CHANNEL - Z **92**  
 CHART **52, 54, 56**  
 CHART - thermometer **60**  
 CLAMP - dehydrator **18, 24**  
 CLAMP - hook **76**  
 CLAMP - hose **94**  
 CLAMP - strap **16**  
 CLAMP - suction tube **16**  
 CLAMP - tube **16, 18, 20, 30**  
 CLAMP - valve **20, 24**  
 CLIP - relay **38**  
 COIL - condenser **6, 14, 18, 24**  
 COIL - evaporator **8, 12, 16, 22, 24, 26**  
 COIL - valve **14, 20, 24, 34**  
 COMPRESSOR - scroll **14, 18, 24, 28, 34**  
 CONNECTOR **40, 44, 64**  
 CONNECTOR - cross **40**  
 CONNECTOR - grip **12, 48**  
 CONNECTOR - harness **12**  
 CONNECTOR - harness & sensor **8**  
 CONNECTOR - liquid tite **36, 38**  
 CONNECTOR - plug **38, 66, 68, 88**  
 CONNECTOR - T **94**  
 CONTACTOR **42**  
 CONTACTOR - auxiliary **42, 62**  
 CONTROLLER **44**  
 COUPLING - outlet **30**  
 COVER **72, 76, 78**  
 COVER - exchanger **14**  
 COVER - recorder **50, 58**  
 COVER - terminal box **28**  
 COVER - tube **8, 12**

### D

DEHYDRATOR **14, 18, 24**  
 DEVICE - door position sensor **84**  
 DISK - air vent **82, 84, 86**  
 DISPLAY - controller **44**  
 DOOR - AFAM **90**

DOOR - control box **44**  
 DOOR - controller **38**  
 DOOR - evaporator **70, 74, 78**  
 DRIVE - chart **54**

### E

ELBOW - low side **28**  
 ELEMENT **56**  
 ELEMENT - thermo **54**

### F

FAN - condenser **6**  
 FAN - evaporator **8, 12**  
 FILTER - gas sensor **8**  
 FITTING - flare **16, 20**  
 FITTING - harness **38**  
 FITTING - high side **14, 30**  
 FITTING - highside **28**  
 FITTING - low side **16, 20, 28**  
 FLATWASHER **6, 8, 12, 14, 16, 18, 20, 24, 26, 28, 30, 32, 34, 38, 40, 42, 48, 50, 52, 58, 70, 72, 74, 76, 78, 82, 84, 86, 88, 90, 96**  
 FRAME - condenser **72, 76, 78**  
 FUSE **38, 40, 44**

### G

GASKET **6, 86, 90**  
 GASKET - air vent **82, 84, 86, 88, 90**  
 GASKET - controller **44**  
 GASKET - cover **40, 50, 58**  
 GASKET - evaporator door **72, 76, 78**  
 GASKET - flange **28**  
 GASKET - gauge **32**  
 GASKET - grille **96**  
 GASKET - power connector **28**  
 GASKET - receptacle **88**  
 GASKET - round **32**  
 GASKET - rubber extrusion **70, 78**  
 GASKET - unit **72, 76, 78**  
 GAUGE - suction pressure **32**  
 GRILLE - condenser **70, 74, 78, 96**  
 GRILLE - evaporator **92**  
 GRILLE - fresh air **88, 90**  
 GRIP - cable **6**  
 GROMMET **6, 8, 10, 12, 40, 50, 58, 88**  
 GUIDE - latch **50, 58**

### H

HANDLE - air vent **82, 84**  
 HANGER - dehydrator **14**  
 HARNESS - condenser fan **6, 34**  
 HARNESS - control box **34**  
 HARNESS - evaporator **34**  
 HARNESS - evaporator fan **8, 12**  
 HARNESS - remote monitor **62**  
 HARNESS - sensor **34**  
 HEAT EXCHANGER - economizer **14,**



## INDEX ALPHABETICAL BY DESCRIPTION

**18, 24**

HEATER **34**  
HINGE **74**  
HINGE - air vent **82, 84**  
HINGE - cover **38**  
HINGE - door **44**  
HINGE - evap door **74**  
HINGE - frame **70**  
HINGE - left **50, 52, 58**  
HINGE - plate **88**  
HINGE - right **50, 58**  
HINGE SET - left **50**  
HINGE SET - right **52**  
HOLDER - fuse **38**  
HOOK - strap **70, 76**  
HOSE - drain **96**  
HOSE - flex **94**  
HOSE - sensor **10**  
HOUSING - evaporator **8**  
HOUSING - motor **88**  
HOUSING - relief valve **72, 80**

**I**

INDICATOR **30**  
INDICATOR - liquid **14, 18**  
INDICATOR - volt **56**  
INLET - fresh air **92**  
INSERT - threaded **12**  
INSULATION - heat exchanger **18**  
INSULATION - mylar **20**  
INSULATION - tube **20**  
INSULATOR **38, 48**  
INSULATOR - hinge **44**  
INSULATOR - latch **70, 74**  
INTERLOCK **42**

**K**

KEEPER - door latch **70, 74**  
KEY - fan **12**  
KEY - winding **54**  
KEYPAD **44**  
KIT - gasket & grease **28**  
KIT - power cord **28**  
KIT - sensor **34**  
KIT - stylus **54**  
KIT - thermistor **28, 36**  
KNOB **70, 74**

**L**

LABEL - AFAM door position **90**  
LABEL - air ventilation **86**  
LATCH - cover **50, 58**  
LATCH - door **70, 74**  
LINKAGE **88**  
LOCKWASHER **6, 8, 12, 18, 28, 30, 34, 38, 42, 44, 48, 50, 52, 58, 60, 82, 84, 86, 88**

**M**

MASTIC - heat transfer **18**  
MECHANISM **54**  
MODEM **44**  
MOTOR - condenser fan **6, 34**  
MOTOR - damper **88**  
MOTOR - evaporator fan **34**  
MOTOR - fan **8, 12**  
MOUNT - cable tie **94**

**N**

NAMEPLATE - AFAM Door Position **98**  
NAMEPLATE - Air Vent Door **98**  
NAMEPLATE - Air Vent Handle **98**  
NAMEPLATE - Arrow **8**  
NAMEPLATE - Caution **38**  
NAMEPLATE - Data A3 **98**  
NAMEPLATE - data download **68**  
NAMEPLATE - data download USDA **66**  
NAMEPLATE - Do Not Open Below 0 C **82, 84**  
NAMEPLATE - IR logo **98**  
NAMEPLATE - On/Off **38**  
NAMEPLATE - Phase Select **44**  
NAMEPLATE - R404A **98**  
NAMEPLATE - Scrubber A5 **98**  
NAMEPLATE - Temperature Conversion **98**  
NAMEPLATE - Thermo King **98**  
NAMEPLATE - TK **72, 76, 78, 98**  
NAMEPLATE - USDA Connections **98**  
NAMEPLATE - Warning **98**  
NAMEPLATE - Warning English **98**  
NAMEPLATE - Warning, Fan Start **98**  
NAMEPLATE - Warning, Hot Components **98**  
NAMEPLATE - Warning, Low Oxygen **98**  
NAMEPLATE - Warning, Power Off **44**  
NAMEPLATE - Warning, Scroll Compressor **98**  
NAMEPLATE - Weld **98**  
NUT **6, 8, 12, 14, 18, 20, 24, 28, 32, 38, 40, 42, 44, 48, 50, 58, 70, 74, 78, 82, 84, 86, 88**  
NUT - chart **56**  
NUT - connector **48**  
NUT - controller **44**  
NUT - filter **14**  
NUT - o-ring seal **14, 20, 24**  
NUT - receiver tank **18**  
NUT - speed **38**  
NUT - wing **82, 84, 86**  
NUTSTRIP **8**  
NUTSTRIP - bracket **10**  
NUT, CLIP & CORD **54**

**O**

OIL - compressor **28**  
O-RING **14, 16, 18, 20, 26, 30, 54**  
O-RING - suction **28**

**P**

PANEL - USDA receptacle **36, 64, 66, 68, 92**  
PANEL - USDA, assembly **64**  
PIN - clevis **90**  
PIN - cotter **88, 90**  
PIN - hinge **70, 74, 82, 84, 88, 90**  
PLATE - air vent **82, 84, 86**  
PLATE - bottom **42**  
PLATE - box **50, 58**  
PLATE - cable storage **70, 74, 78**  
PLATE - cover **92**  
PLATE - end terminal **40**  
PLATE - guard **32, 70, 74, 78**  
PLATE - keeper **50, 58**  
PLATE - rear **92**  
PLATE - recorder **56**  
PLATEN **54**  
PLUG **28**  
PLUG - fusible **14, 18, 30**  
PLUG - outlet **30**  
PLUG - power **34, 48**  
PLUG - seal **38**  
PLUG - spare hole **66**  
POCKET - sensor **72, 76, 80**  
PORT - injection **72, 80**  
PROTECTOR - edge **82, 84**

**R**

RAIL - din **42**  
RAIL - terminal block **40**  
RECEPTACLE **62, 64, 66, 68**  
RECEPTACLE - power **48**  
RELAY - power **38**  
RETAINER - pin **88**  
RETAINER - screw **44**  
RIVET - bracket **38**  
RIVET - cap **62, 64, 66, 68**  
RIVET - channel **92**  
RIVET - connector **66, 68**  
RIVET - grille **92**  
RIVET - hinge **74**  
RIVET - housing **8, 72, 80**  
RIVET - inlet **92**  
RIVET - latch **50, 58, 70, 74**  
RIVET - mount **94**  
RIVET - panel **64, 66, 68**  
RIVET - plate **50, 58, 92**  
RIVET - plug **38**  
RIVET - port **72, 80**  
RIVET - receptacle **62, 64**  
ROD - linkage **88**  
ROD - push **54**

## INDEX ALPHABETICAL BY DESCRIPTION

### S

SCREW **16, 42, 82, 86**  
 SCREW - air vent **86**  
 SCREW - battery **40**  
 SCREW - box **50, 58**  
 SCREW - bracket **8, 12, 26, 34, 38, 48, 50, 70, 72, 74, 76, 78, 88, 90, 94**  
 SCREW - cable **48**  
 SCREW - channel **92**  
 SCREW - clamp **16, 18, 20, 24, 30, 76**  
 SCREW - coil **6, 8, 12, 14**  
 SCREW - compressor **28**  
 SCREW - control box **40**  
 SCREW - cover **8, 12, 14, 72, 76, 78**  
 SCREW - dehydrator **18**  
 SCREW - dehydrator clamp **20**  
 SCREW - discharge valve **28**  
 SCREW - disk **84**  
 SCREW - door **44, 70, 74, 78**  
 SCREW - flange **28**  
 SCREW - gauge **32**  
 SCREW - grille **70, 74, 78, 88, 90, 96**  
 SCREW - ground **28**  
 SCREW - guide **50, 58**  
 SCREW - handle **82, 84**  
 SCREW - hanger **14**  
 SCREW - hinge **38, 44, 52, 58, 72, 74**  
 SCREW - keeper **70, 74**  
 SCREW - linkage **88**  
 SCREW - motor **6, 8, 12**  
 SCREW - plate **50, 58, 70, 74, 78, 82, 84, 92**  
 SCREW - plate to box **42**  
 SCREW - rail **40**  
 SCREW - receptacle **48**  
 SCREW - recorder **50, 58**  
 SCREW - relay board **38**  
 SCREW - sensor **8**  
 SCREW - strap **70, 76**  
 SCREW - tank **30**  
 SCREW - thermostat **34**  
 SCREW - transformer **42, 48**  
 SCREW - vent **82**  
 SCREW - vent hinge **84**  
 SEAL - teflon fiber **18, 24**  
 SEALER - locking **30**  
 SEALER - polyurethane **92**  
 SEALER - removable **30**  
 SEALER - silicone grease pack **28**  
 SEALER - thread **28, 88**  
 SENSOR **66, 68**  
 SENSOR - gas **10**  
 SENSOR - humidity **36**  
 SENSOR - PT100 **64, 92**  
 SHOULDER **14, 20, 24**  
 SPACER **16, 20, 28**  
 SPACER - clamp **20, 24**  
 SPACER - compressor **18**

SPRING **70, 74, 82, 84**  
 SPRING - heater **34**  
 STRAP - door **70, 76**  
 SWITCH - hpco **28, 34**  
 SWITCH - lpco **16, 20, 26, 34**  
 SWITCH - On/Off **38**

### T

TANK - receiver **14, 18**  
 TANK - water cooled condenser **24, 30**  
 T-DRAIN **94**  
 TEE **14, 16, 18, 22, 24**  
 TEE - drain hose **96**  
 TERMINAL - pin **34**  
 TERMINAL - stop clip **40**  
 THERMOMETER **54**  
 THERMOMETER - recording **50, 56, 58**  
 THERMOMETER & BOX ASSEMBLY **58**  
 THERMOSTAT - defrost termination **34**  
 TIMER **56**  
 TRANSDUCER - discharge **22, 26, 36**  
 TRANSDUCER - suction **22, 26, 36**  
 TRANSFORMER **42, 48**  
 TRAY - high voltage **40**  
 TRIM - edge guard **8**  
 TUBE **24**  
 TUBE - coil to dehydrator **26**  
 TUBE - coil to flange **16**  
 TUBE - coil to receiver tank **14**  
 TUBE - coil to valve **16**  
 TUBE - condenser to condenser **24, 30**  
 TUBE - condenser to filter **30**  
 TUBE - condenser to tee **24**  
 TUBE - dehydrator to tee **14**  
 TUBE - equalizer **16, 20, 24**  
 TUBE - exchanger to coil **20, 24**  
 TUBE - expansion valve to exchanger **20, 24**  
 TUBE - expansion valve to inlet **16**  
 TUBE - expansion valve to tee **14, 16, 20, 24**  
 TUBE - filter **14, 18, 24**  
 TUBE - filter to tee **18**  
 TUBE - flange to coil **14**  
 TUBE - gauge **32**  
 TUBE - heat exchanger to evaporator **20, 24**  
 TUBE - liquid injection **14, 20, 24**  
 TUBE - receiver to condenser **18**  
 TUBE - receiver to dehydrator **18**  
 TUBE - stub **30**  
 TUBE - suction **20, 26**  
 TUBE - suction to ball valve **20, 26**  
 TUBE - suction to valve **16**  
 TUBE - tank to dehydrator **14**  
 TUBE - tee to distributor **16, 22, 24**

TUBE - tee to exchanger **14, 18, 24**  
 TUBE - tee to valve **14, 18, 24**  
 TUBE - tx bulb **20**  
 TUBE - valve to coil **14, 18, 24**  
 TUBE - valve to compressor **16, 24**  
 TUBE - valve to dehydrator **24, 30**  
 TUBE - valve to evaporator **16**  
 TUBE - valve to expansion **14, 20, 24**

### V

VALVE **20, 26, 28**  
 VALVE - ball **20, 24, 26, 30**  
 VALVE - digital **16, 36**  
 VALVE - discharge **28**  
 VALVE - expansion **14, 16, 20, 24**  
 VALVE - pressure relief **72, 80**  
 VALVE - solenoid **14, 20, 24, 34**  
 VALVE - suction **28**  
 VALVE - vacuum **72, 80**  
 VENT - air **82, 88**

### W

WASHER **6, 8, 12, 14, 16, 44, 50, 70, 72, 74, 76, 78, 82, 84, 86, 88, 96**  
 WASHER - ground **28**  
 WASHER - insulating **8, 18, 26, 32, 38, 44, 50, 58, 84, 92**  
 WASHER - insulation **70, 74, 78, 84**  
 WASHER - insulator **34, 40, 42, 82, 84, 88, 90**  
 WASHER - sealing **28**  
 WASHER - shoulder **88**  
 WASHER - vibration damper **28**  
 WINDOW **50, 58**

INDEX ALPHABETICAL BY DESCRIPTION